

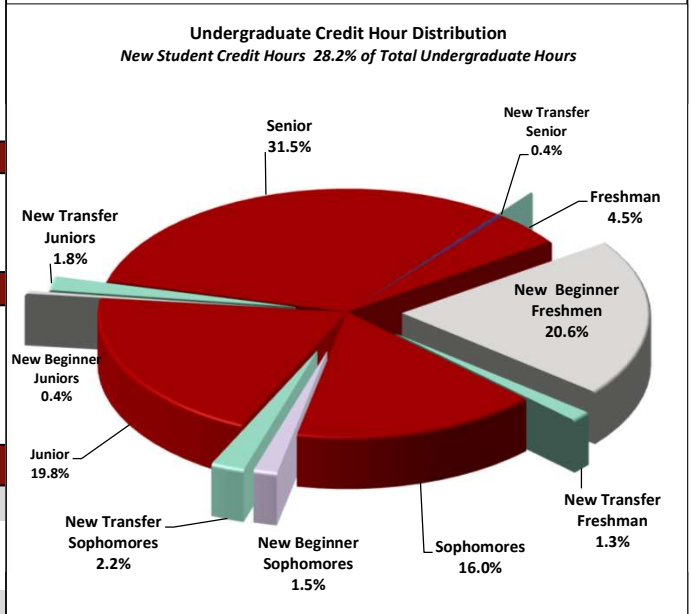
Indiana University Purdue University Indianapolis

Indianapolis/Columbus/Ft. Wayne Campus Enrollment Summary

Fall Semester, 2022
First Day of Class

	Fall 2022		% Change from Fall '21
Headcount	25,837		↓ -6.1%
Credit Hours	325,294		↓ -5.2%
Undergraduate Class level	Headcount ^b	% Distribution	% Change
Freshman	4329	25.1%	↓ -1.9%
Sophomore	3274	19.0%	↓ -11.0%
Junior	3718	21.6%	↓ -11.9%
Senior	5897	34.2%	↓ -6.3%
Academic Level	Headcount	% Distribution	% Change
Undergraduate ^b	17218	66.6%	↓ -7.5%
Graduate	4272	16.5%	↓ -2.8%
Doctoral - Research	856	3.3%	↓ -2.8%
Doctoral - Practice	2932	11.3%	↓ -1.7%
Undergrad Special ^c	421	1.6%	↓ -11.2%
Graduate Special	138	0.5%	↓ -28.1%
Gender	Headcount	% Distribution	% Change
Male	10154	39.3%	↓ -6.3%
Female	15683	60.7%	↓ -6.0%
Ethnicity	Headcount	% Distribution	% Change
Total Students of Color	8299	32.1%	↓ -1.7%
American Indian	18	0.1%	↑ 5.9%
Asian American	1869	7.2%	↑ 1.2%
African American	2401	9.3%	↓ -5.8%
Hispanic	2754	10.7%	↑ 0.3%
Pacific Island	3	0.0%	↓ -57.1%
Two or More	1254	4.9%	↓ -2.0%
White	15673	60.7%	↓ -10.2%
International	1731	6.7%	↑ 16.3%
Unknown	134	0.5%	↓ -6.9%
Academic Load		% Distribution	% Change
Full-Time	20170	78.1%	↓ -3.9%
Part-Time	5164	20.0%	↓ -12.7%
Non-Degree	503	1.9%	↓ -19.5%
Residency	Headcount	% Distribution	% Change
Indiana Resident	21681	83.9%	↓ -8.3%
MSEP Recipient	812	3.1%	↑ 2.7%
Domestic Non-Resident	1830	7.1%	↓ -1.5%
International Non-Resident	1514	5.9%	↑ 23.3%
New Undergraduate Admits ^b	Headcount		% Change
Beginners	3507		↑ 1.0%
Recent HS Graduates ^d	3201		↓ -0.3%
Other Beginners	306		↑ 17.2%
Transfers	1027		↓ -9.8%

Undergraduate Class level	Credit Hours	% Distribution	% Change
Freshman	61895	26.4%	↑ 1.3%
Sophomore	45776	19.5%	↓ -10.4%
Junior	51033	21.7%	↓ -11.4%
Senior	76154	32.4%	↓ -5.4%
Academic Level	Credit Hours	% Distribution	% Change
Undergraduate ^b	234858	72.2%	↓ -6.2%
Graduate	33576	10.3%	↓ -1.2%
Doctoral - Research	6254	1.9%	↓ -2.1%
Doctoral - Practice	47816	14.7%	↓ -2.2%
Undergrad Special ^c	2178	0.7%	↓ -17.7%
Graduate Special	613	0.2%	↓ -26.5%
Gender	2021	2022	Change
Freshman	13.8	14.3	↑ 0.5
Sophomore	13.9	14.0	↑ 0.1
Junior	13.7	13.7	0.0
Senior	12.8	12.9	↑ 0.1
Total UG Hours	13.5	13.6	↑ 0.1
Undergraduate Credit Hour Bands			
15+ Credit Hours	8916	8645	↓ -3.0%
12-14 Credit Hours	6697	6088	↓ -9.1%
<12	2991	2485	↓ -16.9%



(b) Degree seeking undergraduate students only
(c) includes Transient, Nondegree, High School Students
(d) Graduated from HS after November 2021

Institutional Research and Decision Support
Indiana University Purdue University Indianapolis
University Hall
301 University Blvd
Indianapolis, IN 46202

Indiana University Purdue University Indianapolis

Indianapolis Campus Enrollment Summary

Fall Semester, 2022
First Day of Class

Fall 2022		% Change from Fall '21	
Headcount	23,998	↓	-6.1%
Credit Hours	301,485	↓	-5.2%

Undergraduate Class Level	Headcount ^b	% Distribution	% Change	Undergraduate Class Level	Credit Hours	% Distribution	% Change
Freshman	3866	25.0%	↓ -2.1%	Freshman	55497	26.2%	↑ 1.4%
Sophomore	2940	19.0%	↓ -11.8%	Sophomore	41265.5	19.5%	↓ -11.5%
Junior	3368	21.8%	↓ -11.9%	Junior	46437	21.9%	↓ -11.5%
Senior	5307	34.3%	↓ -6.2%	Senior	68600	32.4%	↓ -5.4%

Academic Level	Headcount	% Distribution	% Change	Academic Level	Credit Hours	% Distribution	% Change
Undergraduate ^b	15481	64.5%	↓ -7.6%	Undergraduate ^b	211799.5	70.3%	↓ -6.4%
Graduate	4198	17.5%	↓ -2.4%	Graduate	32966.5	10.9%	↓ -0.9%
Doctoral - Research	856	3.6%	↓ -2.8%	Doctoral - Research	6254	2.1%	↓ -2.1%
Doctoral - Practice	2932	12.2%	↓ -1.7%	Doctoral - Practice	47816	15.9%	↓ -2.2%
Undergrad Special ^c	394	1.6%	↓ -10.0%	Undergrad Special ^c	2039	0.7%	↓ -14.6%
Graduate Special	137	0.6%	↓ -27.9%	Graduate Special	610	0.2%	↓ -26.3%

Gender	Headcount	% Distribution	% Change	Average Course Load	2021	2022	Percentage Point Dif
Male	9749	40.6%	↓ -6.4%	Freshman	13.9	14.4	↑ 0.5
Female	14249	59.4%	↓ -5.9%	Sophomore	14.0	14.0	0.0
				Junior	13.7	13.8	↑ 0.1
				Senior	12.8	12.9	↑ 0.1
				Total UG Hours	13.5	13.5	0.0

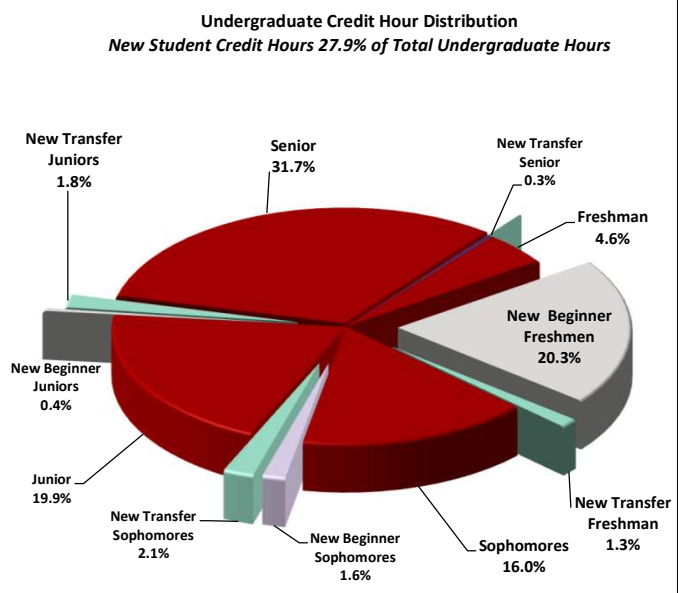
Ethnicity	Headcount	% Distribution	% Change
Total Students of Color	7894	32.9%	↓ -1.8%
American Indian	16	0.1%	↑ 14.3%
Asian American	1804	7.5%	↑ 1.9%
African American	2345	9.8%	↓ -6.1%
Hispanic	2554	10.6%	↑ 0.7%
Pacific Island	3	0.0%	↓ -57.1%
Two or More	1172	4.9%	↓ -3.5%
White	14271	59.5%	↓ -10.3%
International	1706	7.1%	↑ 16.7%
Unknown	127	0.5%	↓ -6.6%

Academic Load	Headcount	% Distribution	% Change
Full-Time	18700	77.9%	↓ -3.9%
Part-Time	4823	20.1%	↓ -12.4%
Non-Degree	475	2.0%	↓ -19.1%

Residency	Headcount	% Distribution	% Change
Indiana Resident	19905	82.9%	↓ -7.9%
MSEP Recipient	797	3.3%	↑ 1.5%
Domestic Non-Resident	1790	7.5%	↓ -1.0%
International Non-Resident	1506	6.3%	↑ 23.0%

New Undergraduate Admits ^b	Headcount	% Change
Beginners	3131	↑ 1.0%
Recent HS Graduates ^d	2869	↓ -0.2%
Other Beginners	262	↑ 17.5%
Transfers	894	↓ -19.7%

Undergraduate Credit Hour Bands	2021	2022	% Change
15+ Credit Hours	8209	7906	↓ -3.7%
12-14 Credit Hours	5899	5384	↓ -8.7%
<12	2653	2191	↓ -17.4%



(b) Degree seeking undergraduate students only
(c) includes Transient, Nondegree, High School Students
(d) Graduated from HS after November 2021

Institutional Research and Decision Support
Indiana University Purdue University Indianapolis
University Hall
301 University Blvd
Indianapolis, IN 46202

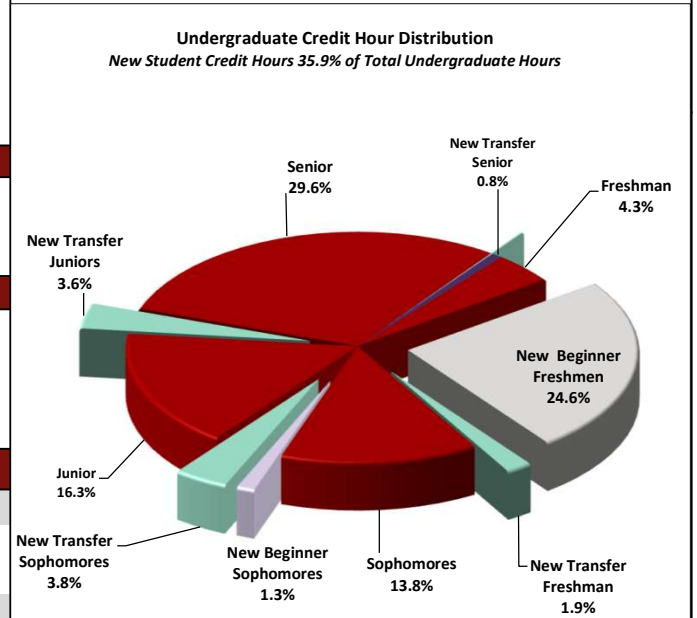
Indiana University Purdue University Indianapolis

Columbus Campus Enrollment Summary

Fall Semester, 2022
First Day of Class

Fall 2022		% Change from Fall '21	
Headcount	925	↓	-11.5%
Credit Hours	11,351	↓	-10.6%
Undergraduate Class level	Headcount ^b	% Distribution	% Change
Freshman	233	28.3%	↑ 5.0%
Sophomore	146	17.7%	↓ -11.0%
Junior	168	20.4%	↓ -18.4%
Senior	276	33.5%	↓ -15.1%
Academic Level	Headcount	% Distribution	% Change
Undergraduate ^b	823	89.0%	↓ -10.3%
Graduate	74	8.0%	↓ -17.8%
Doctoral - Research	0	0.0%	
Doctoral - Practice	0	0.0%	
Undergrad Special ^c	27	2.9%	↓ -25.0%
Graduate Special	1	0.1%	↓ -50.0%
Gender	Headcount	% Distribution	% Change
Male	291	31.5%	↓ -8.8%
Female	634	68.5%	↓ -12.7%
Ethnicity	Headcount	% Distribution	% Change
Total Students of Color	139	15.0%	↓ -9.2%
American Indian	2	0.2%	↑ 100.0%
Asian American	14	1.5%	↓ -41.7%
African American	13	1.4%	↑ 18.2%
Hispanic	79	8.5%	↓ -13.2%
Pacific Island	0	0.0%	
Two or More	31	3.4%	↑ 19.2%
White	762	82.4%	↓ -11.8%
International	22	2.4%	↓ -12.0%
Unknown	2	0.2%	↓ -50.0%
Academic Load		% Distribution	% Change
Full-Time	657	71.0%	↓ -11.3%
Part-Time	240	25.9%	↓ -9.8%
Non-Degree	28	3.0%	↓ -26.3%
Residency	Headcount	% Distribution	% Change
Indiana Resident	904	97.7%	↓ -12.2%
MSEP Recipient	7	0.8%	↑ 250.0%
Domestic Non-Resident	8	0.9%	↓ -11.1%
International Non-Resident	6	0.6%	↑ 50.0%
New Undergraduate Admits ^b	Headcount		% Change
Beginners	190		↑ 9.2%
Recent HS Graduates ^d	162		↑ 13.3%
Other Beginners	28		↓ -9.7%
Transfers	78		↑ 13.0%

Undergraduate Class level	Credit Hours	% Distribution	% Change
Freshman	3171	29.9%	↑ 6.1%
Sophomore	1970	18.6%	↓ -7.2%
Junior	2097	19.8%	↓ -19.0%
Senior	3362	31.7%	↓ -16.5%
Academic Level	Credit Hours	% Distribution	% Change
Undergraduate ^b	10600	93.4%	↓ -9.6%
Graduate	609	5.4%	↓ -14.2%
Doctoral - Research	0	0.0%	
Doctoral - Practice	0	0.0%	
Undergrad Special ^c	139	1.2%	↓ -45.9%
Graduate Special	3	0.0%	↓ -50.0%
Gender	Headcount	% Distribution	% Change
Male	291	31.5%	↓ -8.8%
Female	634	68.5%	↓ -12.7%
Average Course Load	2021	2022	Percentage Point Dif
Freshman	13.5	13.6	↑ 0.1
Sophomore	12.9	13.5	↑ 0.6
Junior	12.6	12.5	↓ -0.1
Senior	12.4	12.2	↓ -0.2
Total UG Hours	12.8	12.9	↑ 0.1
Undergraduate Credit Hour Bands			% Change
15+ Credit Hours	380	385	↑ 1.3%
12-14 Credit Hours	337	250	↓ -25.8%
<12	200	188	↓ -6.0%



(b) Degree seeking undergraduate students only
(c) includes Transient, Nondegree, High School Students
(d) Graduated from HS after November 2021

Institutional Research and Decision Support
Indiana University Purdue University Indianapolis
University Hall
301 University Blvd
Indianapolis, IN 46202

Indiana University Purdue University Indianapolis

Ft. Wayne Campus Enrollment Summary

Fall Semester, 2022
First Day of Class

Fall 2022		% Change from Fall '21	
Headcount	914	↓	-1.3%
Credit Hours	12,458	↑	0.9%

Undergraduate Class level	Headcount ^b	% Distribution	% Change	Undergraduate Class level	Credit Hours	% Distribution	% Change
Freshman	230	25.2%	↓ -6.5%	Freshman	3227	25.9%	↓ -6.1%
Sophomore	188	20.6%	↑ 3.3%	Sophomore	2540	20.4%	↑ 7.1%
Junior	182	19.9%	↓ -3.7%	Junior	2499	20.1%	↓ -1.5%
Senior	314	34.4%	↑ 1.6%	Senior	4192	33.6%	↑ 4.7%

Academic Level	Headcount	% Distribution	% Change	Academic Level	Credit Hours	% Distribution	% Change
Undergraduate ^b	914	100.0%	↓ -1.3%	Undergraduate ^b	12458	100.0%	↑ 0.9%
Graduate				Graduate			
Doctoral - Research				Doctoral - Research			
Doctoral - Practice				Doctoral - Practice			
Undergrad Special ^c				Undergrad Special ^c			
Graduate Special				Graduate Special			

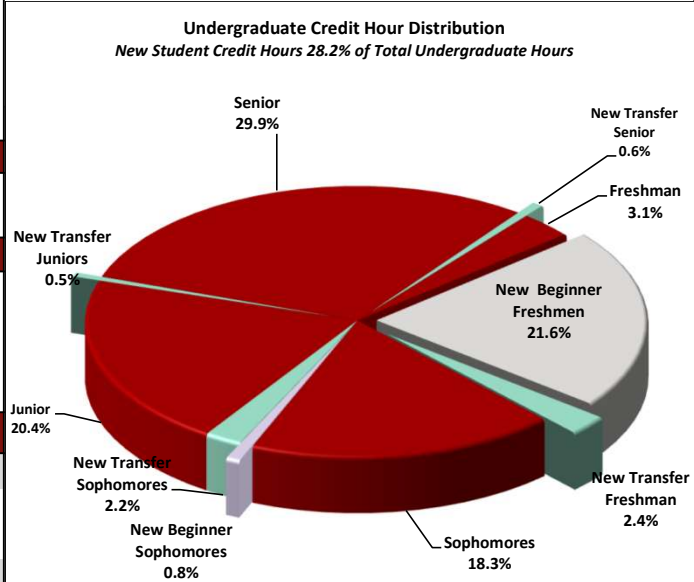
Gender	Headcount	% Distribution	% Change	Average Course Load	2021	2022	Percentage Point Dif
Male	114	12.5%	↑ 5.6%	Freshman	14	14	0.0
Female	800	87.5%	↓ -2.2%	Sophomore	13	13.5	0.5
				Junior	13.4	13.7	0.3
				Senior	13	13.4	0.4
				Total UG Hours	13.3	13.6	0.3

Ethnicity	Headcount	% Distribution	% Change	Undergraduate Credit Hour Bands	2021	2022	% Change
Total Students of Color	266	29.1%	↑ 6.8%	15+ Credit Hours	327	354	↑ 8.3%
American Indian	0	0.0%	0.0%	12-14 Credit Hours	461	459	↓ -0.4%
Asian American	51	5.6%	0.0%	<12	138	101	↓ -26.8%
African American	43	4.7%	↑ 7.5%				
Hispanic	121	13.2%	↑ 2.5%				
Pacific Island	0	0.0%	0.0%				
Two or More	51	5.6%	↑ 34.2%				
White	640	70.0%	↓ -4.5%				
International	3	0.3%	↑ 50.0%				
Unknown	5	0.5%	0.0%				

Academic Load	Headcount	% Distribution	% Change
Full-Time	813	88.9%	↑ 3.2%
Part-Time	101	11.1%	↓ -26.8%

Residency	Headcount	% Distribution	% Change
Indiana Resident	872	95.4%	↓ -0.9%
MSEP Recipient	8	0.9%	↑ 100.0%
Domestic Non-Resident	32	3.5%	↓ -20.0%
International Non-Resident	2	0.2%	0.0%

New Undergraduate Admits ^b	Headcount	% Change
Beginners	186	↓ -5.6%
Recent HS Graduates ^d	170	↓ -11.5%
Other Beginners	16	↑ 128.6%
Transfers	55	↓ -6.8%



(b) Degree seeking undergraduate students only
(c) includes Transient, Nondegree, High School Students
(d) Graduated from HS after November 2020
(e) Graduated from HS after November 2021

Institutional Research and Decision Support
Indiana University Purdue University Indianapolis
University Hall
301 University Blvd
Indianapolis, IN 46202