

**Results of the Alumni Survey for  
2000-2001 Undergraduate Degree Recipients**

**for**

**School of Nursing**

**Alumni Profile  
and  
Comparative Analysis**

*Prepared by the Office of Information Management and Institutional Research*

*1/12/2003*

## Alumni Profile

Several charts on the following pages display "floating bars" that represent a 95% confidence interval for the population mean based on the sample of survey respondents. Specifically, the starting point of the bar represents the sample mean minus approximately 2 standard error units and the length of the bar represents approximately 4 standard error units (see technical note below for further details).

The floating bars give you a sense of how reliably the sample mean can be generalized to the population that these data are supposed to represent; that is, undergraduate degree recipients graduating during the 2000-2001 academic year. The width of the bar generally increases if the sample size decreases or the variation in answers to the item increases. More narrow bars would then occur for items with a larger number of respondents or smaller variation among responses.

The floating bars are particularly useful in comparing differences across items. If the bars overlap, then the apparent differences in means are not statistically significant. If the bars do not overlap, then the difference is statistically significant at the  $p < .05$  level. The reader should note that this is a somewhat conservative test of statistical significance, as explained further in the following technical note.

### **Technical Note**




The mean confidence interval uses the t-value associated with a probability level of 0.05 and the degrees of freedom appropriate to each item (i.e.,  $n - 1$ ). For example, for an item with 1000 respondents ( $df = 999$ ), the corresponding t-value is 1.9623. The mean minus the standard error (standard deviation divided by the square root of the number of respondents) is the starting point for the bar, and  $2 \times 1.9623 \times$  the standard error is the width of the bar.

Since the item confidence intervals are based on item standard errors, using the non-overlap of bars as an indication of a statistically significant difference is more conservative than a t-test between the two items. This is because the corresponding t-test would employ a pooled estimate of the standard error which would generally be lower than the individual item standard errors. The conservativeness of this test is more than offset by the large number of items that one can compare across this survey. Therefore, readers should still interpret these differences conservatively.




The results for the following Alumni profile are tabulated using the responses from 111 Alumni.

**Employment**

**Current Employment Status**




	TOTAL		BACH		ASSOC		
	N	%	N	%	N	%	
Working full- or part-time	105	97%	82	96%	23	100%	
Not working but looking for work	0	0%	0	0%	0	0%	
Not working and not looking	3	3%	3	4%	0	0%	
In the military service	0	0%	0	0%	0	0%	
<b>Total</b>	<b>108</b>	<b>100%</b>	<b>85</b>	<b>100%</b>	<b>23</b>	<b>100%</b>	

**Work in Indiana**




	TOTAL		BACH		ASSOC		
	N	%	N	%	N	%	
Yes	84	83%	63	81%	21	91%	
No	17	17%	15	19%	2	9%	



The remaining tables and charts in the employment section pertain to those who currently work full- or part-time.

**Hours Worked**



	TOTAL		BACH		ASSOC		
	N	%	N	%	N	%	
Working full-time (35+ hours)	93	87%	75	88%	18	82%	
Working part-time	14	13%	10	12%	4	18%	
Average hours/week worked	37.4		36.3		38.5		

**Worked with Current Employer Six Months Prior to Receiving Degree**





	TOTAL		BACH		ASSOC		
	N	%	N	%	N	%	
Yes	31	30%	23	28%	8	36%	
No	73	70%	59	72%	14	64%	

<i>If yes, a raise or promotion received?</i>							
Yes	11	33%	3	12%	8	100%	
No	22	67%	22	88%	0	0%	

Chi-square significant at p < .05


<i>Did Alumni's first job after graduating require a college degree?</i>							
Yes	77	77%	77	97%	0	0%	
No	23	23%	2	3%	21	100%	

Chi-square significant at p < .05

<i>How many weeks did it take to find the first new job after completing degree?</i>							
0 - 4	64	85%	52	88%	12	75%	
5 - 16	9	12%	7	12%	2	13%	
17 - 24	1	1%	0	0%	1	6%	
25 - 52	1	1%	0	0%	1	6%	
Over 52	0	0%	0	0%	0	0%	

**How Closely Does Current Job Relate to Major**

	TOTAL		BACH		ASSOC	
	N	%	N	%	N	%
Directly Related	101	95%	82	98%	19	86%
Somewhat Related	5	5%	2	2%	3	14%
Not Related	0	0%	0	0%	0	0%



**How Well IUPUI Education Prepared Alumni for Current Job**

	TOTAL		BACH		ASSOC	
	N	%	N	%	N	%
Very Well	70	66%	56	67%	14	64%
Somewhat Well	33	31%	25	30%	8	36%
Not at all Well	3	3%	3	4%	0	0%



**How Well IUPUI Education Has Enhanced Future Prospects**

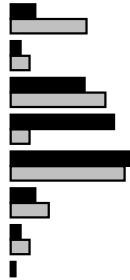
	TOTAL		BACH		ASSOC	
	N	%	N	%	N	%
Very Well	69	65%	56	67%	13	59%
Somewhat Well	31	29%	26	31%	5	23%
Not at all Well	6	6%	2	2%	4	18%



Chi-square significant at p < .05

**Current Salary**

	TOTAL		BACH		ASSOC	
	N	%	N	%	N	%
\$50,000 or above	9	9%	5	6%	4	20%
\$45,000 to \$49,999	3	3%	2	3%	1	5%
\$40,000 to \$44,999	20	21%	15	19%	5	25%
<b>\$35,000 to \$39,999</b>	22	23%	21	27%	1	5%
\$30,000 to \$34,999	32	33%	26	34%	6	30%
\$25,000 to \$29,999	7	7%	5	6%	2	10%
\$20,000 to \$24,999	3	3%	2	3%	1	5%
Under \$20,000	1	1%	1	1%	0	0%



Median salary range is bolded. Reported salaries are of respondents working full-time.

**Educational Pursuits**

**Current Educational Status**

	TOTAL		BACH		ASSOC	
	N	%	N	%	N	%
TOTAL ENROLLED	11	10%	10	12%	1	4%
Enrolled full-time in degree prog.	4	4%	3	4%	1	4%
Enrolled part-time in degree prog.	7	6%	7	8%	0	0%
Enrolled in courses only	0	0%	0	0%	0	0%
Not presently enrolled but plan to	76	70%	61	72%	15	63%
Not presently enrolled, no plans to	22	20%	14	16%	8	33%



**Completed or Enrolled in a Certification Program**

	TOTAL		BACH		ASSOC	
	N	%	N	%	N	%
No	94	87%	71	85%	23	96%
Yes	14	13%	13	15%	1	4%

*The remaining tables and charts in the educational pursuits section pertain to those who are pursuing or have pursued an educational program since graduating.*

**Degree Sought**

	TOTAL		BACH		ASSOC	
	N	%	N	%	N	%
Certificate	0	0%	0	0%	0	0%
Associate	0	0%	0	0%	0	0%
Bachelor	1	17%	0	0%	1	100%
Master	4	67%	4	80%	0	0%
Doctorate	0	0%	0	0%	0	0%
Professional Degree	1	17%	1	20%	0	0%

**Likelihood of Pursuing Education at IUPUI**

	TOTAL		BACH		ASSOC	
	N	%	N	%	N	%
Currently doing so	8	7%	6	7%	2	8%
Very likely	22	20%	17	20%	5	21%
Somewhat likely	45	41%	35	41%	10	42%
Not very likely	34	31%	27	32%	7	29%

**IUPUI Image**

**Would Alumni Encourage Someone Who Wanted to Attend IUPUI**

	TOTAL		BACH		ASSOC	
	N	%	N	%	N	%
Strongly encourage	23	21%	17	20%	6	27%
Encourage	59	54%	49	56%	10	45%
Neither encourage nor discourage	23	21%	18	21%	5	23%
Discourage	1	1%	1	1%	0	0%
Strongly discourage	3	3%	2	2%	1	5%

**Impact of IUPUI on Alumni Learning**

Indicate your current ability level in each of the following areas and how important each of these abilities is to your career and personal goals.

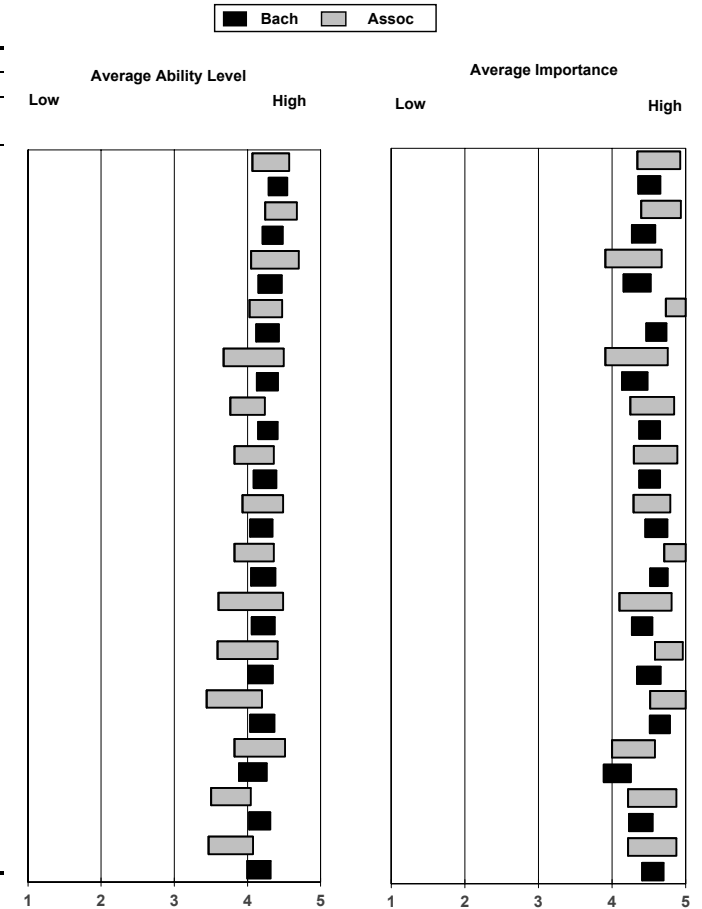
	TOTAL		BACH		ASSOC	
	Ability <sup>a</sup>	Importance <sup>b</sup>	Ability <sup>a</sup>	Importance <sup>b</sup>	Ability <sup>a</sup>	Importance <sup>b</sup>
	Average	Average	Average	Average	Average	Average
Working effectively with people of different races, ethnicities, and religions	4.40	4.53	4.42	4.51	4.32	4.64
Working as part of a team to solve problems	4.37	4.48	4.35	4.43	4.46	4.67
Reading and understanding books, articles, and instruction manuals	4.32	4.33	4.31	4.34	4.38	4.29
Thinking critically and analytically	4.27	4.66	4.27	4.60	4.25	4.88
Writing clearly and effectively	4.23	4.31	4.27	4.31	4.08	4.33
Making choices about my conduct based on thoughtful reasoning about what is appropriate	4.22	4.52	4.28	4.51	4.00	4.55
Recognizing the consequences of my actions when facing a conflict	4.21	4.53	4.24	4.51	4.09	4.59
Speaking clearly and effectively	4.19	4.59	4.19	4.60	4.21	4.54
Managing many different tasks and obligations at the same time	4.19	4.69	4.21	4.64	4.09	4.86
Learning independently	4.18	4.42	4.21	4.41	4.05	4.45
Discussing complex problems with co-workers to develop a better solution	4.14	4.56	4.18	4.50	4.00	4.77
Keeping my composure in difficult situations	4.12	4.67	4.20	4.65	3.82	4.76
Using the computer applications that are most common to my field of work or study	4.09	4.12	4.07	4.07	4.17	4.29
Making informed judgments when faced with ethical dilemmas	4.09	4.42	4.17	4.39	3.77	4.55
Communicating effectively with people who see things differently than I do	4.08	4.55	4.15	4.55	3.77	4.55

<sup>a</sup> Responses provided on a 5-point scale, where 1=Low Ability Level, 3=Medium Ability and 5=High Ability. Reported values are averages.

<sup>b</sup> Responses provided on a 5-point scale, where 1=Low Importance to Goals, 3=Medium Importance and 5=High Importance.

Note: Differences in **bold** mean values are statistically significant at  $p < .05$  as indicated by the non-overlap of bars in the adjacent chart.

See text box at the beginning of the report for further discussion of this significance criteria compared to the traditional t-test.

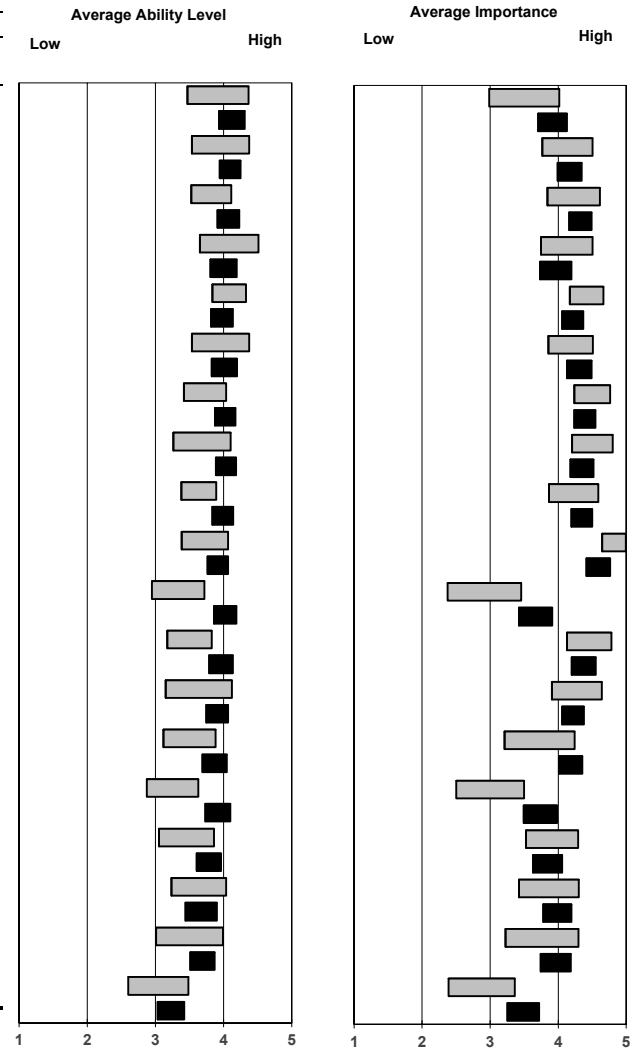


**Impact of IUPUI on Alumni Learning (Cont'd)**

Indicate your current ability level in each of the following areas and how important each of these abilities is to your career and personal goals.

	TOTAL		BACH		ASSOC	
	Ability <sup>a</sup>	Importance <sup>b</sup>	Ability <sup>a</sup>	Importance <sup>b</sup>	Ability <sup>a</sup>	Importance <sup>b</sup>
	Average	Average	Average	Average	Average	Average
Finding useful information on the Internet for work-related projects	4.07	3.82	4.12	3.92	3.92	3.50
Gathering information from a variety of sources when deciding what action to take	4.07	4.16	4.10	4.17	3.95	4.14
Finding new ways to use my skills and knowledge as I encounter new situations or problems	4.02	4.30	4.07	4.33	3.82	4.23
Solving mathematical problems	4.02	4.00	4.00	3.96	4.08	4.13
Evaluating other people's ideas and proposed solutions	4.00	4.26	3.98	4.21	4.08	4.42
Applying what I learned in college to issues and problems I face every day	4.00	4.28	4.01	4.31	3.95	4.18
Systematically reviewing & improving my own ideas about how to approach an issue/problem	3.96	4.42	4.02	4.39	3.73	4.50
Trying different approaches to solving a problem	3.96	4.38	4.04	4.35	3.68	4.50
Creatively thinking about new ideas or ways to improve existing things	3.92	4.32	3.99	4.35	3.64	4.23
Having an in-depth understanding of my major field of study	3.88	4.64	3.92	4.59	3.73	4.82
Writing a final report on a project or other work assignment	3.87	3.50	<b>4.02</b>	3.67	<b>3.33</b>	2.92
Dealing with conflict among co-workers and friends	3.87	4.39	3.96	4.37	3.50	4.45
Learning new approaches to my work or to advanced studies	3.85	4.23	3.90	4.22	3.64	4.27
Putting ideas together in new ways	3.79	4.09	3.87	4.18	3.50	3.73
Preparing a presentation that I will deliver to a group	3.77	3.57	<b>3.92</b>	3.74	<b>3.25</b>	3.00
Having a general understanding of subjects other than the one in which I majored	3.72	3.86	3.79	3.84	3.45	3.91
Exercising my responsibilities as a citizen (voting, staying current w/comm. & political issues)	3.66	3.96	3.67	3.99	3.64	3.86
Doing research on an issue or topic before I plan a course of action	3.65	3.92	3.69	3.96	3.50	3.76
Understanding a statistical report	3.19	3.35	3.23	3.49	3.04	2.88

■ Bach □ Assoc



<sup>a</sup> Responses provided on a 5-point scale, where 1=Low Ability Level, 3=Medium Ability and 5=High Ability. Reported values are averages.

<sup>b</sup> Responses provided on a 5-point scale, where 1=Low Importance to Goals, 3=Medium Importance and 5=High Importance.

Note: Differences in bold mean values are statistically significant at  $p < .05$  as indicated by the non-overlap of bars in the adjacent chart.

See text box at the beginning of the report for further discussion of this significance criteria compared to the traditional t-test.

**Assessed Ability Level (Bachelors)**

<i>Indicate your current ability level in each of the following skills and knowledge areas:</i>	Number of Respondents			Percentage						
	Low Ability	Medium Ability	High Ability	Low Ability	Medium Ability	High Ability				
Reading and understanding books, articles, and instruction manuals	0	1	11	33	39	0%	1%	13%	39%	46%
Solving mathematical problems	0	4	20	32	28	0%	5%	24%	38%	33%
Using the computer applications that are most common to my field of work or study	0	4	17	32	31	0%	5%	20%	38%	37%
Finding useful information on the Internet for work-related projects	1	2	14	35	31	1%	2%	17%	42%	37%
Writing clearly and effectively	0	0	10	41	33	0%	0%	12%	49%	39%
Speaking clearly and effectively	0	0	14	40	30	0%	0%	17%	48%	36%
Working as part of a team to solve problems	0	0	7	41	36	0%	0%	8%	49%	43%
Preparing a presentation that I will deliver to a group	1	2	21	39	21	1%	2%	25%	46%	25%
Writing a final report on a project or other work assignment	0	1	20	39	24	0%	1%	24%	46%	29%
Understanding a statistical report	3	11	40	24	6	4%	13%	48%	29%	7%
Thinking critically and analytically	0	1	10	38	35	0%	1%	12%	45%	42%
Evaluating other people's ideas and proposed solutions	0	2	17	46	19	0%	2%	20%	55%	23%
Systematically reviewing and improving my own ideas about how to approach an issue...	0	0	19	44	21	0%	0%	23%	52%	25%
Creatively thinking about new ideas or ways to improve existing things	0	1	18	46	19	0%	1%	21%	55%	23%
Discussing complex problems with co-workers to develop a better solution	1	0	13	39	31	1%	0%	15%	46%	37%
Applying what I learned in college to issues and problems I face every day	1	4	12	43	24	1%	5%	14%	51%	29%
Gathering information from a variety of sources when deciding what action to take	0	1	14	45	24	0%	1%	17%	54%	29%
Finding new ways to use my skills and knowledge as I encounter new situations or problems	0	1	17	41	25	0%	1%	20%	49%	30%
Doing research on an issue or topic before I plan a course of action	0	6	27	38	13	0%	7%	32%	45%	15%
Putting ideas together in new ways	1	1	25	38	19	1%	1%	30%	45%	23%
Having a general understanding of subjects other than the one in which I majored	1	3	24	41	15	1%	4%	29%	49%	18%
Learning independently	0	1	12	39	32	0%	1%	14%	46%	38%
Learning new approaches to my work or to advanced studies	0	1	24	41	18	0%	1%	29%	49%	21%
Trying different approaches to solving a problem	0	1	15	48	20	0%	1%	18%	57%	24%
Managing many different tasks and obligations at the same time	0	2	11	38	33	0%	2%	13%	45%	39%
Having an in-depth understanding of my major field of study	0	1	21	46	16	0%	1%	25%	55%	19%
Dealing with conflict among co-workers and friends	0	3	19	40	22	0%	4%	23%	48%	26%
Working effectively with people of different races, ethnicities, and religions	0	0	4	41	39	0%	0%	5%	49%	46%
Communicating effectively with people who see things differently than I do	0	0	17	37	30	0%	0%	20%	44%	36%
Keeping my composure in difficult situations	0	2	11	39	32	0%	2%	13%	46%	38%
Exercising responsibilities as a citizen (voting, staying current w/community, & political...)	1	10	26	23	22	1%	12%	32%	28%	27%
Making informed judgments when faced with ethical dilemmas	0	0	12	45	26	0%	0%	14%	54%	31%
Recognizing the consequences of my actions when facing a conflict	0	1	10	40	32	0%	1%	12%	48%	39%
Making choices about my conduct based on thoughtful reasoning about what is appropriate	0	0	7	46	30	0%	0%	8%	55%	36%



**Assessed Ability Level (Associates)**

<i>Indicate your current ability level in each of the following skills and knowledge areas:</i>	Number of Respondents					Percentage				
	Low Ability		Medium Ability		High Ability	Low Ability		Medium Ability		High Ability
Reading and understanding books, articles, and instruction manuals	0	1	1	10	12	0%	4%	4%	42%	50%
Solving mathematical problems	1	0	5	8	10	4%	0%	21%	33%	42%
Using the computer applications that are most common to my field of work or study	0	1	3	11	9	0%	4%	13%	46%	38%
Finding useful information on the Internet for work-related projects	1	1	5	9	8	4%	4%	21%	38%	33%
Writing clearly and effectively	1	0	4	10	9	4%	0%	17%	42%	38%
Speaking clearly and effectively	0	0	3	13	8	0%	0%	13%	54%	33%
Working as part of a team to solve problems	0	0	0	13	11	0%	0%	0%	54%	46%
Preparing a presentation that I will deliver to a group	2	1	10	11	0	8%	4%	42%	46%	0%
Writing a final report on a project or other work assignment	1	2	11	8	2	4%	8%	46%	33%	8%
Understanding a statistical report	3	1	14	4	2	13%	4%	58%	17%	8%
Thinking critically and analytically	0	0	1	16	7	0%	0%	4%	67%	29%
Evaluating other people's ideas and proposed solutions	0	0	3	16	5	0%	0%	13%	67%	21%
Systematically reviewing and improving my own ideas about how to approach an issue...	1	0	3	18	0	5%	0%	14%	82%	0%
Creatively thinking about new ideas or ways to improve existing things	0	0	9	12	1	0%	0%	41%	55%	5%
Discussing complex problems with co-workers to develop a better solution	1	0	3	12	6	5%	0%	14%	55%	27%
Applying what I learned in college to issues and problems I face every day	1	0	4	11	6	5%	0%	18%	50%	27%
Gathering information from a variety of sources when deciding what action to take	0	1	7	6	8	0%	5%	32%	27%	36%
Finding new ways to use my skills and knowledge as I encounter new situations or problems	0	0	7	12	3	0%	0%	32%	55%	14%
Doing research on an issue or topic before I plan a course of action	1	3	6	8	4	5%	14%	27%	36%	18%
Putting ideas together in new ways	0	2	10	7	3	0%	9%	45%	32%	14%
Having a general understanding of subjects other than the one in which I majored	0	3	9	7	3	0%	14%	41%	32%	14%
Learning independently	0	3	1	10	8	0%	14%	5%	45%	36%
Learning new approaches to my work or to advanced studies	1	2	6	8	5	5%	9%	27%	36%	23%
Trying different approaches to solving a problem	1	1	5	12	3	5%	5%	23%	55%	14%
Managing many different tasks and obligations at the same time	0	0	3	14	5	0%	0%	14%	64%	23%
Having an in-depth understanding of my major field of study	0	1	7	11	3	0%	5%	32%	50%	14%
Dealing with conflict among co-workers and friends	0	2	8	11	1	0%	9%	36%	50%	5%
Working effectively with people of different races, ethnicities, and religions	0	0	1	13	8	0%	0%	5%	59%	36%
Communicating effectively with people who see things differently than I do	0	1	5	14	2	0%	5%	23%	64%	9%
Keeping my composure in difficult situations	0	2	4	12	4	0%	9%	18%	55%	18%
Exercising responsibilities as a citizen (voting, staying current w/community, & political...)	0	2	8	8	4	0%	9%	36%	36%	18%
Making informed judgments when faced with ethical dilemmas	0	0	7	13	2	0%	0%	32%	59%	9%
Recognizing the consequences of my actions when facing a conflict	0	0	3	14	5	0%	0%	14%	64%	23%
Making choices about my conduct based on thoughtful reasoning about what is appropriate	0	0	3	16	3	0%	0%	14%	73%	14%

**Importance to Goals (Bachelors)**

<i>Indicate how important your ability level is to your goals in each of the following skills and knowledge areas:</i>	Number of Respondents					Percentage				
	Low Importance	Medium Importance	High Importance	Low Importance	Medium Importance	High Importance	Low Importance	Medium Importance	High Importance	
Reading and understanding books, articles, and instruction manuals	1	10	27	43	1%	12%	33%	52%		
Solving mathematical problems	3	17	28	31	4%	20%	34%	37%		
Using the computer applications that are most common to my field of work or study	1	15	37	28	1%	18%	45%	34%		
Finding useful information on the Internet for work-related projects	2	19	33	26	2%	23%	39%	31%		
Writing clearly and effectively	0	15	25	43	0%	18%	30%	51%		
Speaking clearly and effectively	0	3	21	57	0%	4%	25%	69%		
Working as part of a team to solve problems	0	6	30	46	0%	7%	36%	55%		
Preparing a presentation that I will deliver to a group	5	19	30	24	6%	23%	36%	29%		
Writing a final report on a project or other work assignment	4	23	26	23	5%	27%	31%	27%		
Understanding a statistical report	3	11	29	17	4%	35%	29%	20%		
Thinking critically and analytically	0	3	24	55	0%	4%	29%	66%		
Evaluating other people's ideas and proposed solutions	0	8	44	30	0%	10%	52%	36%		
Systematically reviewing and improving my own ideas about how to approach an issue...	0	5	35	42	0%	6%	42%	50%		
Creatively thinking about new ideas or ways to improve existing things	0	8	36	39	0%	10%	43%	46%		
Discussing complex problems with co-workers to develop a better solution	1	3	29	50	1%	4%	35%	60%		
Applying what I learned in college to issues and problems I face every day	1	11	29	42	1%	13%	35%	50%		
Gathering information from a variety of sources when deciding what action to take	1	9	41	30	1%	11%	49%	36%		
Finding new ways to use my skills and knowledge as I encounter new situations or problems	0	11	31	40	0%	13%	37%	48%		
Doing research on an issue or topic before I plan a course of action	1	17	27	31	1%	20%	33%	37%		
Putting ideas together in new ways	0	13	36	32	0%	16%	43%	39%		
Having a general understanding of subjects other than the one in which I majored	2	23	30	24	2%	28%	36%	29%		
Learning independently	0	7	35	41	0%	8%	42%	49%		
Learning new approaches to my work or to advanced studies	0	15	35	33	0%	18%	42%	40%		
Trying different approaches to solving a problem	1	6	35	40	1%	7%	42%	48%		
Managing many different tasks and obligations at the same time	0	3	24	56	0%	4%	29%	67%		
Having an in-depth understanding of my major field of study	2	4	18	59	2%	5%	22%	71%		
Dealing with conflict among co-workers and friends	0	5	30	44	0%	6%	36%	53%		
Working effectively with people of different races, ethnicities, and religions	0	6	26	50	0%	7%	31%	60%		
Communicating effectively with people who see things differently than I do	0	5	24	53	0%	6%	29%	64%		
Keeping my composure in difficult situations	0	1	21	59	0%	1%	25%	71%		
Exercising responsibilities as a citizen (voting, staying current w/community, & political...)	1	20	29	30	1%	24%	35%	36%		
Making informed judgments when faced with ethical dilemmas	0	10	28	45	0%	12%	33%	54%		
Recognizing the consequences of my actions when facing a conflict	0	4	30	49	0%	5%	36%	58%		
Making choices about my conduct based on thoughtful reasoning about what is appropriate	0	4	30	49	0%	5%	36%	58%		

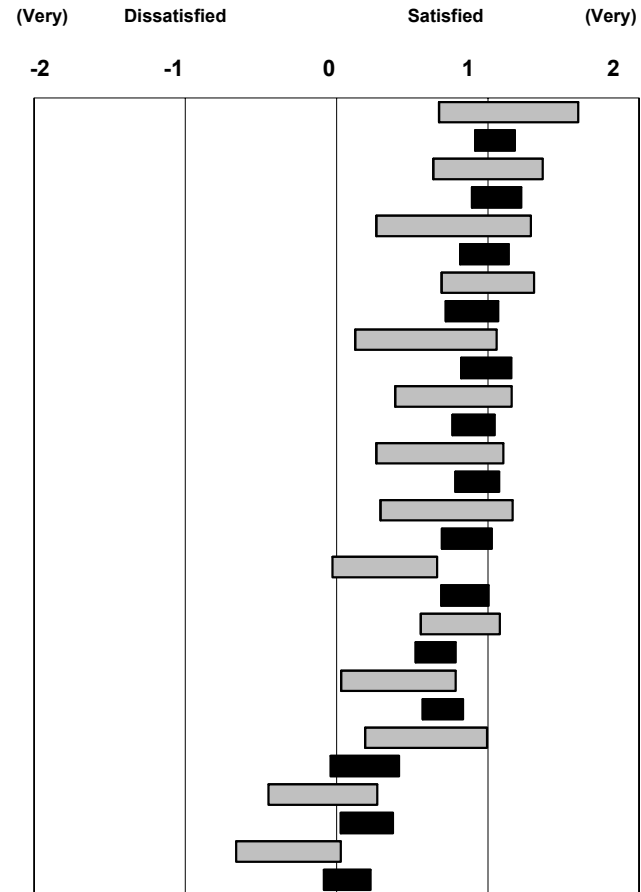
**Importance to Goals (Associates)**

<i>Indicate how important your ability level is to your goals in each of the following skills and knowledge areas:</i>	Number of Respondents					Percentage				
	Low Importance	Medium Importance	High Importance	Low Importance	Medium Importance	High Importance	Low Importance	Medium Importance	High Importance	
Reading and understanding books, articles, and instruction manuals	0	0	7	3	14	0%	0%	29%	13%	58%
Solving mathematical problems	0	0	8	5	11	0%	0%	33%	21%	46%
Using the computer applications that are most common to my field of work or study	0	0	3	11	10	0%	0%	13%	46%	42%
Finding useful information on the Internet for work-related projects	1	4	8	4	7	4%	17%	33%	17%	29%
Writing clearly and effectively	1	0	3	6	14	4%	0%	13%	25%	58%
Speaking clearly and effectively	0	0	1	9	14	0%	0%	4%	38%	58%
Working as part of a team to solve problems	0	0	2	4	18	0%	0%	8%	17%	75%
Preparing a presentation that I will deliver to a group	3	4	10	4	3	13%	17%	42%	17%	13%
Writing a final report on a project or other work assignment	4	5	7	5	3	17%	21%	29%	21%	13%
Understanding a statistical report	4	3	11	4	2	17%	13%	46%	17%	8%
Thinking critically and analytically	0	0	0	3	21	0%	0%	0%	13%	88%
Evaluating other people's ideas and proposed solutions	0	0	1	12	11	0%	0%	4%	50%	46%
Systematically reviewing and improving my own ideas about how to approach an issue...	0	0	1	9	12	0%	0%	5%	41%	55%
Creatively thinking about new ideas or ways to improve existing things	0	0	5	7	10	0%	0%	23%	32%	45%
Discussing complex problems with co-workers to develop a better solution	0	0	0	5	17	0%	0%	0%	23%	77%
Applying what I learned in college to issues and problems I face every day	0	0	4	10	8	0%	0%	18%	45%	36%
Gathering information from a variety of sources when deciding what action to take	0	0	6	7	9	0%	0%	27%	32%	41%
Finding new ways to use my skills and knowledge as I encounter new situations or problems	0	1	3	8	10	0%	5%	14%	36%	45%
Doing research on an issue or topic before I plan a course of action	1	3	2	9	6	5%	14%	10%	43%	29%
Putting ideas together in new ways	2	1	3	11	5	9%	5%	14%	50%	23%
Having a general understanding of subjects other than the one in which I majored	0	1	6	9	6	0%	5%	27%	41%	27%
Learning independently	0	0	4	4	14	0%	0%	18%	18%	64%
Learning new approaches to my work or to advanced studies	0	0	5	6	11	0%	0%	23%	27%	50%
Trying different approaches to solving a problem	0	0	2	7	13	0%	0%	9%	32%	59%
Managing many different tasks and obligations at the same time	0	0	0	3	19	0%	0%	0%	14%	86%
Having an in-depth understanding of my major field of study	0	0	0	4	18	0%	0%	0%	18%	82%
Dealing with conflict among co-workers and friends	0	0	3	6	13	0%	0%	14%	27%	59%
Working effectively with people of different races, ethnicities, and religions	0	0	2	4	16	0%	0%	9%	18%	73%
Communicating effectively with people who see things differently than I do	0	0	3	4	15	0%	0%	14%	18%	68%
Keeping my composure in difficult situations	0	0	1	3	17	0%	0%	5%	14%	81%
Exercising responsibilities as a citizen (voting, staying current w/community, & political...)	0	2	6	7	7	0%	9%	27%	32%	32%
Making informed judgments when faced with ethical dilemmas	0	0	3	4	15	0%	0%	14%	18%	68%
Recognizing the consequences of my actions when facing a conflict	0	0	2	5	15	0%	0%	9%	23%	68%
Making choices about my conduct based on thoughtful reasoning about what is appropriate	0	0	2	6	14	0%	0%	9%	27%	64%

**Alumni Ratings of Satisfaction with IUPUI Experience<sup>c</sup>**

■ Bach    □ Assoc

Indicate your level of satisfaction with IUPUI in the areas of...	Average Satisfaction Rating		
	TOTAL	BACH	ASSOC
Quality of the education received at IUPUI	1.06	1.05	1.14
Opp to work with other students in groups or teams	1.05	1.06	1.00
Personal attention from those in major	0.94	0.98	0.77
Courses in your major area	0.92	0.89	1.00
Quality of teaching by faculty in major area	0.91	0.99	0.59
Opp to increase your self-understanding	0.88	0.91	0.77
Opp to integrate learning w/ own personal experiences	0.88	0.93	0.68
The helpfulness of IUPUI staff in general	0.83	0.86	0.73
Opp to engage in community services	0.74	<b>0.85</b>	<b>0.32</b>
Required courses outside your major	0.69	0.65	0.82
Quality of teaching by other faculty at IUPUI	0.64	0.70	0.41
Academic advising in your major department	0.27	0.19	0.59
Opp to engage in extra-curricular activities	0.14	0.20	-0.09
Opp to participate in faculty members' research	-0.01	0.07	-0.32



<sup>c</sup> Responses provided on a 5-point scale where -2=Very Dissatisfied, -1=Dissatisfied, 0=Neutral, 1=Satisfied, and 2=Very Satisfied. See next page for frequencies and percentages for these items.

Note: Differences in **bold** mean values are statistically significant at  $p < .05$  as indicated by the non-overlap of bars in the adjacent chart.

See text box at the beginning of the report for further discussion of this significance criteria compared to the traditional t-test.

**Satisfaction with IUPUI Experience (Bachelors)**

<i>Indicate your level of satisfaction with IUPUI in the areas of...</i>	Number of Respondents					Percentage				
	Very Dissatisfied	Dissatisfied	Neutral	Satisfied	Very Satisfied	Very Dissatisfied	Dissatisfied	Neutral	Satisfied	Very Satisfied
Overall quality of education received at IUPUI	1	0	8	62	15	1%	0%	9%	72%	17%
Quality of teaching by faculty in your major area	0	5	11	50	20	0%	6%	13%	58%	23%
Quality of teaching by other faculty at IUPUI	0	1	29	48	6	0%	1%	35%	57%	7%
Academic advising in your major department	5	18	27	28	8	6%	21%	31%	33%	9%
Courses in your major area	1	7	5	59	13	1%	8%	6%	69%	15%
Required courses outside your major area	0	4	23	55	2	0%	5%	27%	65%	2%
Personal attention from those in your major department	0	3	16	47	20	0%	3%	19%	55%	23%
Opportunities to increase your self-understanding	0	2	16	55	12	0%	2%	19%	65%	14%
Opportunities to work with other students in groups or teams	0	4	10	49	23	0%	5%	12%	57%	27%
Opportunities to integrate learning with personal experience	0	4	10	59	12	0%	5%	12%	69%	14%
Opportunities to engage in community services	0	5	15	54	12	0%	6%	17%	63%	14%
Opportunities to engage in extra-curricular activities	2	13	37	32	1	2%	15%	44%	38%	1%
Opportunities to participate in faculty members' research	1	15	48	21	1	1%	17%	56%	24%	1%
The helpfulness of IUPUI staff in general	1	5	11	57	12	1%	6%	13%	66%	14%

**Satisfaction with IUPUI Experience (Associates)**

<i>Indicate your level of satisfaction with IUPUI in the areas of...</i>	Number of Respondents					Percentage				
	Very Dissatisfied	Dissatisfied	Neutral	Satisfied	Very Satisfied	Very Dissatisfied	Dissatisfied	Neutral	Satisfied	Very Satisfied
Overall quality of education received at IUPUI	1	1	1	10	9	5%	5%	5%	45%	41%
Quality of teaching by faculty in your major area	1	3	3	12	3	5%	14%	14%	55%	14%
Quality of teaching by other faculty at IUPUI	1	1	9	10	1	5%	5%	41%	45%	5%
Academic advising in your major department	1	0	9	9	3	5%	0%	41%	41%	14%
Courses in your major area	0	1	2	15	4	0%	5%	9%	68%	18%
Required courses outside your major area	0	0	6	14	2	0%	0%	27%	64%	9%
Personal attention from those in your major department	1	3	2	10	6	5%	14%	9%	45%	27%
Opportunities to increase your self-understanding	1	0	5	13	3	5%	0%	23%	59%	14%
Opportunities to work with other students in groups or teams	0	2	1	14	5	0%	9%	5%	64%	23%
Opportunities to integrate learning with personal experience	1	1	5	12	3	5%	5%	23%	55%	14%
Opportunities to engage in community services	0	3	10	8	1	0%	14%	45%	36%	5%
Opportunities to engage in extra-curricular activities	2	2	14	4	0	9%	9%	64%	18%	0%
Opportunities to participate in faculty members' research	2	5	13	2	0	9%	23%	59%	9%	0%
The helpfulness of IUPUI staff in general	1	2	2	14	3	5%	9%	9%	64%	14%

**Importance of Aspects of IUPUI Experience (Bachelors)**

<i>Indicate the importance of the following:</i>	Number of Respondents					Percentage				
	Very		Neutral	Very		Very		Neutral	Very	
	Unimportant	Unimportant		Important	Important	Unimportant	Unimportant		Important	Important
Overall quality of education received at IUPUI	0	0	1	25	56	0%	0%	1%	30%	68%
Quality of teaching by faculty in your major area	0	0	1	24	56	0%	0%	1%	30%	69%
Quality of teaching by other faculty at IUPUI	2	1	17	31	30	2%	1%	21%	38%	37%
Academic advising in your major department	0	2	10	36	34	0%	2%	12%	44%	41%
Courses in your major area	0	0	4	26	50	0%	0%	5%	33%	63%
Required courses outside your major area	2	2	24	42	10	3%	3%	30%	53%	13%
Personal attention from those in your major department	0	1	8	43	30	0%	1%	10%	52%	37%
Opportunities to increase your self-understanding	0	0	8	47	25	0%	0%	10%	59%	31%
Opportunities to work with other students in groups or teams	0	11	22	31	17	0%	14%	27%	38%	21%
Opportunities to integrate learning with personal experience	0	0	9	44	28	0%	0%	11%	54%	35%
Opportunities to engage in community services	0	9	20	38	12	0%	11%	25%	48%	15%
Opportunities to engage in extra-curricular activities	4	12	29	29	6	5%	15%	36%	36%	8%
Opportunities to participate in faculty members' research	3	12	41	20	4	4%	15%	51%	25%	5%
The helpfulness of IUPUI staff in general	0	1	6	42	32	0%	1%	7%	52%	40%

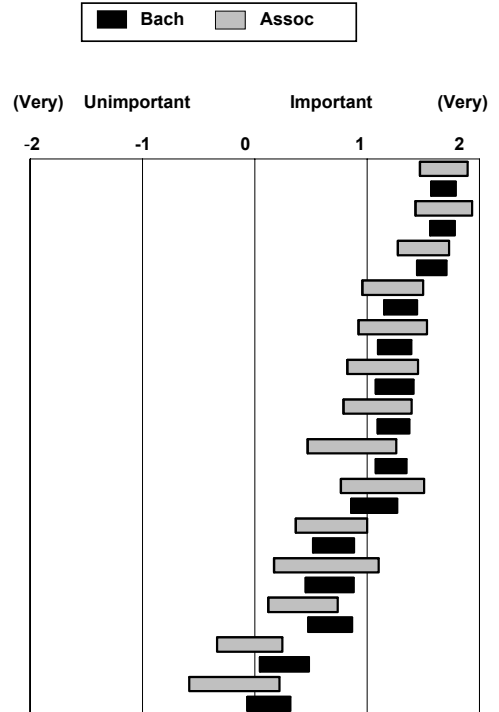
**Importance of Aspects of IUPUI Experience (Associates)**

<i>Indicate the importance of the following:</i>	Number of Respondents					Percentage				
	Very		Neutral	Very		Very		Neutral	Very	
	Unimportant	Unimportant		Important	Important	Unimportant	Unimportant		Important	Important
Overall quality of education received at IUPUI	0	0	1	5	16	0%	0%	5%	23%	73%
Quality of teaching by faculty in your major area	0	0	0	7	15	0%	0%	0%	32%	68%
Quality of teaching by other faculty at IUPUI	0	1	3	10	8	0%	5%	14%	45%	36%
Academic advising in your major department	0	0	4	11	7	0%	0%	18%	50%	32%
Courses in your major area	0	0	0	11	11	0%	0%	0%	50%	50%
Required courses outside your major area	0	1	7	12	2	0%	5%	32%	55%	9%
Personal attention from those in your major department	0	1	0	14	7	0%	5%	0%	64%	32%
Opportunities to increase your self-understanding	0	1	7	8	6	0%	5%	32%	36%	27%
Opportunities to work with other students in groups or teams	1	2	5	10	4	5%	9%	23%	45%	18%
Opportunities to integrate learning with personal experience	0	0	4	12	6	0%	0%	18%	55%	27%
Opportunities to engage in community services	0	1	11	8	1	0%	5%	52%	38%	5%
Opportunities to engage in extra-curricular activities	0	5	13	4	0	0%	23%	59%	18%	0%
Opportunities to participate in faculty members' research	1	7	10	3	1	5%	32%	45%	14%	5%
The helpfulness of IUPUI staff in general	0	0	2	13	7	0%	0%	9%	59%	32%

### Alumni Ratings of Importance with IUPUI Experience<sup>d</sup>

(In order of highest to lowest levels of average Total Importance)

Indicate how important the following areas are to you:	Average Importance Rating		
	TOTAL	BACH	ASSOC
Quality of teaching by faculty in major area	1.68	1.68	1.68
Quality of the education received at IUPUI	1.67	1.67	1.68
Courses in your major area	1.56	1.58	1.50
The helpfulness of IUPUI staff in general	1.28	1.30	1.23
Personal attention from those in major	1.24	1.24	1.23
Academic advising in your major department	1.22	1.24	1.14
Opp to integrate learning w/ own personal experiences	1.20	1.23	1.09
Opp to increase your self-understanding	1.14	1.21	0.86
Quality of teaching by other faculty at IUPUI	1.08	1.06	1.14
Required courses outside your major	0.70	0.70	0.68
Opp to work with other students in groups or teams	0.66	0.67	0.64
Opp to engage in community services	0.62	0.67	0.43
Opp to engage in extra-curricular activities	0.20	0.26	-0.05
Opp to participate in faculty members' research	0.06	0.13	-0.18



<sup>d</sup> Responses for the importance items provided on a 5-point scale, where -2=Very Unimportant, -1=Unimportant, 0=Neutral, 1=Important, and 2=Very Important.

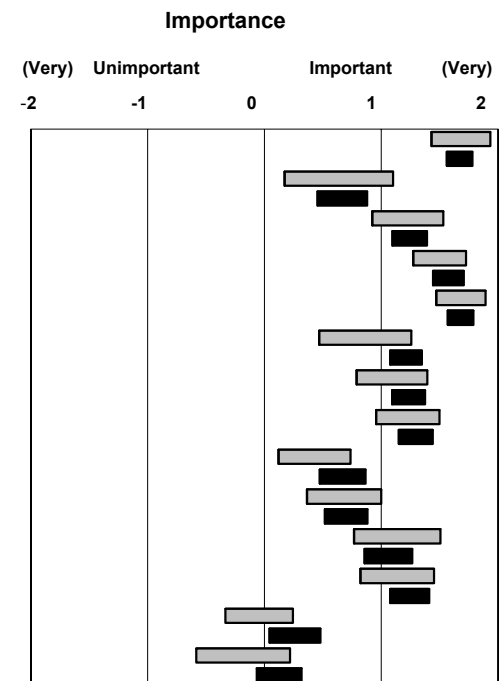
Note: Differences in **bold** mean values are statistically significant at  $p < .05$  as indicated by the non-overlap of bars in the adjacent chart.

See text box at the beginning of the report for further discussion of this significance criteria compared to the traditional t-test.

### Alumni Ratings of Satisfaction and Importance<sup>c,d</sup>

(In order of highest to lowest levels of Total Satisfaction)

Item	Satisfaction		
	TOTAL	BACH	ASSOC
Quality of the education received at IUPUI	1.06	1.05	1.14
Opp to work with other students in groups or teams	1.05	1.06	1.00
Personal attention from those in major	0.94	0.98	0.77
Courses in your major area	0.92	0.89	1.00
Quality of teaching by faculty in major area	0.91	0.99	0.59
Opp to increase your self-understanding	0.88	0.91	0.77
Opp to integrate learning w/ own personal experiences	0.88	0.93	0.68
The helpfulness of IUPUI staff in general	0.83	0.86	0.73
Opp to engage in community services	0.74	0.85	0.32
Required courses outside your major	0.69	0.65	0.82
Quality of teaching by other faculty at IUPUI	0.64	0.70	0.41
Academic advising in your major department	0.27	0.19	0.59
Opp to engage in extra-curricular activities	0.14	0.20	-0.09
Opp to participate in faculty members' research	-0.01	0.07	-0.32



<sup>c</sup> Responses for the satisfaction items provided on a 5-point scale where -2=Very Dissatisfied, -1=Dissatisfied, 0=Neutral, 1=Satisfied, and 2=Very Satisfied. Reported values are averages of valid responses.

<sup>d</sup> Responses for the importance items provided on a 5-point scale, where -2=Very Unimportant, -1=Unimportant, 0=Neutral, 1=Important, and 2=Very Important.

## **Comparative Analysis**



**Comparisons between Nursing associate degree graduates and all other IUPUI associate degree graduates.****Impact of IUPUI on Alumni Learning - Current Ability**

<b>Rate your current ability level in the area of...<sup>a</sup></b>	<b>NURS Means</b>	<b>All other Associates</b>	<b>Difference in Means</b>	<b>Significance</b>
Reading and understanding books, articles, and instruction manuals	4.38	4.53	-0.16	
Solving mathematical problems	4.08	3.72	0.37	
Using the computer applications that are most common to my field of work or study	4.17	4.22	-0.06	
Finding useful information on the Internet for work-related projects	3.92	4.15	-0.23	
Writing clearly and effectively	4.08	4.21	-0.12	
Speaking clearly and effectively	4.21	4.23	-0.02	
Working as part of a team to solve problems	4.46	4.47	-0.01	
Preparing a presentation that I will deliver to a group	3.25	3.81	-0.56	*
Writing a final report on a project or other work assignment	3.33	4.00	-0.66	*
Understanding a statistical report	3.04	3.62	-0.58	*
Thinking critically and analytically	4.25	4.29	-0.04	
Evaluating other people's ideas and proposed solutions	4.08	4.11	-0.03	
Systematically reviewing and improving my ideas about how to approach an issue/problem	3.73	4.04	-0.31	
Creatively thinking about new ideas or ways to improve existing things	3.64	4.10	-0.47	*
Discussing complex problems with co-workers to develop a better solution	4.00	4.08	-0.08	
Applying what I learned in college to issues and problems I face every day	3.95	3.99	-0.03	
Gathering information from a variety of sources when deciding what action to take	3.95	4.15	-0.20	
Finding new ways to use my skills & knowledge as I encounter new situations/problems	3.82	4.09	-0.27	
Doing research on an issue or topic before I plan a course of action	3.50	4.00	-0.50	*
Putting ideas together in new ways	3.50	3.88	-0.38	*
Having a general understanding of subjects other than the one in which I majored	3.45	4.02	-0.57	*
Learning independently	4.05	4.36	-0.31	
Learning new approaches to my work or to advanced studies	3.64	3.98	-0.35	
Trying different approaches to solving a problem	3.68	4.03	-0.35	
Managing many different tasks and obligations at the same time	4.09	4.36	-0.27	
Having an in-depth understanding of my major field of study	3.73	4.09	-0.36	*
Dealing with conflict among co-workers and friends	3.50	3.87	-0.37	
Working effectively with people of different races, ethnicities, and religions	4.32	4.43	-0.12	
Communicating effectively with people who see things differently than I do	3.77	4.05	-0.28	
Keeping my composure in difficult situations	3.82	4.08	-0.26	
Exercising responsibilities as a citizen (voting, staying current w/comm. & political issues)	3.64	3.80	-0.17	
Making informed judgments when faced with ethical dilemmas	3.77	4.18	-0.41	*
Recognizing the consequences of my actions when facing a conflict	4.09	4.34	-0.25	
Making choices about my conduct based on thoughtful reasoning about what is appropriate	4.00	4.34	-0.34	*

<sup>a</sup> Scale: 1=Low Ability Level, 3=Medium Ability Level, and 5=High Ability Level.

\*denotes a statistically significant difference between your associate degree graduates and all other associate degree graduates at  $p < .05$ .

**Impact of IUPUI on Alumni Learning - Importance to Goals**

<b>Indicate how important your ability level is to your goals in the following areas...<sup>b</sup></b>	<b>NURS Means</b>	<b>All other Associates</b>	<b>Difference in Means</b>	<b>Significance</b>
Reading and understanding books, articles, and instruction manuals	4.29	4.43	-0.14	
Solving mathematical problems	4.13	3.45	0.67	
Using the computer applications that are most common to my field of work or study	4.29	4.30	-0.01	
Finding useful information on the Internet for work-related projects	3.50	3.84	-0.34	*
Writing clearly and effectively	4.33	4.35	-0.01	
Speaking clearly and effectively	4.54	4.50	0.04	
Working as part of a team to solve problems	4.67	4.52	0.14	
Preparing a presentation that I will deliver to a group	3.00	3.67	-0.67	*
Writing a final report on a project or other work assignment	2.92	3.71	-0.79	*
Understanding a statistical report	2.88	3.56	-0.68	*
Thinking critically and analytically	4.88	4.38	0.49	*
Evaluating other people's ideas and proposed solutions	4.42	4.10	0.32	
Systematically reviewing and improving my ideas about how to approach an issue/problem	4.50	4.39	0.11	*
Creatively thinking about new ideas or ways to improve existing things	4.23	4.41	-0.19	
Discussing complex problems with co-workers to develop a better solution	4.77	4.29	0.48	*
Applying what I learned in college to issues and problems I face every day	4.18	4.03	0.15	
Gathering information from a variety of sources when deciding what action to take	4.14	4.21	-0.08	
Finding new ways to use my skills & knowledge as I encounter new situations/problems	4.23	4.32	-0.09	
Doing research on an issue or topic before I plan a course of action	3.76	4.03	-0.27	
Putting ideas together in new ways	3.73	4.02	-0.29	
Having a general understanding of subjects other than the one in which I majored	3.91	3.97	-0.06	
Learning independently	4.45	4.37	0.09	
Learning new approaches to my work or to advanced studies	4.27	4.17	0.10	
Trying different approaches to solving a problem	4.50	4.31	0.19	*
Managing many different tasks and obligations at the same time	4.86	4.63	0.24	*
Having an in-depth understanding of my major field of study	4.82	4.44	0.38	*
Dealing with conflict among co-workers and friends	4.45	4.22	0.24	*
Working effectively with people of different races, ethnicities, and religions	4.64	4.46	0.18	
Communicating effectively with people who see things differently than I do	4.55	4.45	0.09	*
Keeping my composure in difficult situations	4.76	4.62	0.14	*
Exercising responsibilities as a citizen (voting, staying current w/comm. & political issues)	3.86	3.63	0.24	
Making informed judgments when faced with ethical dilemmas	4.55	4.15	0.40	*
Recognizing the consequences of my actions when facing a conflict	4.59	4.40	0.19	
Making choices about my conduct based on thoughtful reasoning about what is appropriate	4.55	4.43	0.12	

<sup>b</sup> Scale: 1=Low Importance to Goals, 3=Medium Importance to Goals, 5=High Importance to Goals.

\*denotes a statistically significant difference between your associate degree graduates and all other associate degree graduates at  $p < .05$ .

**Satisfaction with IUPUI Experience**

<b>Indicate your level of satisfaction with IUPUI in the areas of...</b> <sup>c</sup>	NURS Means	All other Associates	Difference in Means	Significance
Overall quality of the education you received at IUPUI	1.14	1.20	-0.06	
Quality of teaching by faculty in your major area	0.59	1.17	-0.58	*
Quality of teaching by other faculty at IUPUI	0.41	0.78	-0.37	
Academic advising in your major department	0.59	0.77	-0.17	
Courses in your major area	1.00	1.02	-0.02	
Required courses outside your major area	0.82	0.76	0.06	
Personal attention from those in your major department	0.77	0.96	-0.18	
Opportunities to increase your self-understanding	0.77	0.85	-0.08	
Opportunities to work with other students in groups or teams	1.00	0.77	0.23	
Opportunities to integrate what you have learned with personal experiences	0.68	1.05	-0.37	
Opportunities to engage in community services	0.32	0.33	-0.01	
Opportunities to engage in extra-curricular activities	-0.09	0.22	-0.31	
Opportunities to participate in faculty members' research	-0.32	0.12	-0.43	*
The helpfulness of IUPUI staff in general	0.73	0.87	-0.14	

<sup>c</sup> Scale: -2=Very Dissatisfied, -1=Dissatisfied, 0=Neutral, 1=Satisfied, 2=Very Satisfied.

\*denotes a statistically significant difference between your associate degree graduates and all other associate degree graduates at  $p < .05$ .

**Importance of Aspects of IUPUI Experience**

<b>Indicate the importance of the following:</b> <sup>d</sup>	NURS Means	All other Associates	Difference in Means	Significance
Overall quality of the education you received at IUPUI	1.68	1.63	0.05	
Quality of teaching by faculty in your major area	1.68	1.63	0.05	
Quality of teaching by other faculty at IUPUI	1.14	1.26	-0.13	
Academic advising in your major department	1.14	1.30	-0.16	
Courses in your major area	1.50	1.57	-0.07	
Required courses outside your major area	0.68	0.86	-0.18	
Personal attention from those in your major department	1.23	1.25	-0.02	
Opportunities to increase your self-understanding	0.86	1.07	-0.20	
Opportunities to work with other students in groups or teams	0.64	0.80	-0.16	
Opportunities to integrate what you have learned with personal experiences	1.09	1.25	-0.16	
Opportunities to engage in community services	0.43	0.46	-0.03	
Opportunities to engage in extra-curricular activities	-0.05	0.22	-0.27	
Opportunities to participate in faculty members' research	-0.18	0.21	-0.39	*
The helpfulness of IUPUI staff in general	1.23	1.39	-0.16	

<sup>d</sup> Scale: -2=Very Unimportant, -1=Unimportant, 0=Neutral, 1=Important, 2=Very Important.

\*denotes a statistically significant difference between your associate degree graduates and all other associate degree graduates at  $p < .05$ .

**Comparisons between Nursing bachelor degree graduates and all other IUPUI bachelor degree graduates.****Impact of IUPUI on Alumni Learning - Current Ability**

<b>Rate your current ability level in the area of...<sup>a</sup></b>	<b>NURS Means</b>	<b>All other Bachelors</b>	<b>Difference in Means</b>	<b>Significance</b>
Reading and understanding books, articles, and instruction manuals	4.31	4.55	-0.24	*
Solving mathematical problems	4.00	3.75	0.25	*
Using the computer applications that are most common to my field of work or study	4.07	4.23	-0.16	
Finding useful information on the Internet for work-related projects	4.12	4.34	-0.22	*
Writing clearly and effectively	4.27	4.33	-0.05	
Speaking clearly and effectively	4.19	4.26	-0.07	
Working as part of a team to solve problems	4.35	4.41	-0.06	
Preparing a presentation that I will deliver to a group	3.92	4.03	-0.12	
Writing a final report on a project or other work assignment	4.02	4.10	-0.08	
Understanding a statistical report	3.23	3.53	-0.30	*
Thinking critically and analytically	4.27	4.30	-0.03	
Evaluating other people's ideas and proposed solutions	3.98	4.16	-0.18	*
Systematically reviewing and improving my ideas about how to approach an issue/problem	4.02	4.01	0.01	
Creatively thinking about new ideas or ways to improve existing things	3.99	4.09	-0.10	
Discussing complex problems with co-workers to develop a better solution	4.18	4.10	0.08	
Applying what I learned in college to issues and problems I face every day	4.01	3.98	0.04	
Gathering information from a variety of sources when deciding what action to take	4.10	4.18	-0.09	
Finding new ways to use my skills & knowledge as I encounter new situations/problems	4.07	4.11	-0.04	
Doing research on an issue or topic before I plan a course of action	3.69	4.09	-0.40	*
Putting ideas together in new ways	3.87	3.97	-0.10	
Having a general understanding of subjects other than the one in which I majored	3.79	4.03	-0.24	*
Learning independently	4.21	4.37	-0.15	
Learning new approaches to my work or to advanced studies	3.90	4.02	-0.12	
Trying different approaches to solving a problem	4.04	4.02	0.02	
Managing many different tasks and obligations at the same time	4.21	4.28	-0.06	
Having an in-depth understanding of my major field of study	3.92	3.96	-0.04	
Dealing with conflict among co-workers and friends	3.96	3.86	0.11	
Working effectively with people of different races, ethnicities, and religions	4.42	4.49	-0.07	
Communicating effectively with people who see things differently than I do	4.15	4.03	0.12	
Keeping my composure in difficult situations	4.20	4.08	0.12	
Exercising responsibilities as a citizen (voting, staying current w/comm. & political issues)	3.67	3.84	-0.17	
Making informed judgments when faced with ethical dilemmas	4.17	4.22	-0.05	
Recognizing the consequences of my actions when facing a conflict	4.24	4.29	-0.05	
Making choices about my conduct based on thoughtful reasoning about what is appropriate	4.28	4.34	-0.06	

<sup>a</sup> Scale: 1=Low Ability Level, 3=Medium Ability Level, and 5=High Ability Level.

\* denotes a statistically significant difference between your bachelor degree graduates and all other bachelor degree graduates at  $p < .05$ .

**Impact of IUPUI on Alumni Learning - Importance to Goals**

<b>Indicate how important your ability level is to your goals in the following areas...<sup>b</sup></b>	<b>NURS Means</b>	<b>All other Bachelors</b>	<b>Difference in Means</b>	<b>Significance</b>
Reading and understanding books, articles, and instruction manuals	4.34	4.46	-0.12	
Solving mathematical problems	3.96	3.29	0.67	*
Using the computer applications that are most common to my field of work or study	4.07	4.33	-0.26	*
Finding useful information on the Internet for work-related projects	3.92	4.07	-0.16	
Writing clearly and effectively	4.31	4.54	-0.23	*
Speaking clearly and effectively	4.60	4.64	-0.03	
Working as part of a team to solve problems	4.43	4.43	0.00	
Preparing a presentation that I will deliver to a group	3.74	4.04	-0.30	*
Writing a final report on a project or other work assignment	3.67	3.90	-0.24	
Understanding a statistical report	3.49	3.48	0.01	
Thinking critically and analytically	4.60	4.55	0.05	
Evaluating other people's ideas and proposed solutions	4.21	4.29	-0.08	
Systematically reviewing and improving my ideas about how to approach an issue/problem	4.39	4.41	-0.02	
Creatively thinking about new ideas or ways to improve existing things	4.35	4.48	-0.14	
Discussing complex problems with co-workers to develop a better solution	4.50	4.34	0.16	
Applying what I learned in college to issues and problems I face every day	4.31	3.95	0.36	*
Gathering information from a variety of sources when deciding what action to take	4.17	4.29	-0.12	
Finding new ways to use my skills & knowledge as I encounter new situations/problems	4.33	4.37	-0.05	
Doing research on an issue or topic before I plan a course of action	3.96	4.13	-0.17	
Putting ideas together in new ways	4.18	4.20	-0.02	
Having a general understanding of subjects other than the one in which I majored	3.84	4.07	-0.22	*
Learning independently	4.41	4.46	-0.05	
Learning new approaches to my work or to advanced studies	4.22	4.30	-0.08	
Trying different approaches to solving a problem	4.35	4.33	0.01	
Managing many different tasks and obligations at the same time	4.64	4.67	-0.03	
Having an in-depth understanding of my major field of study	4.59	4.20	0.39	*
Dealing with conflict among co-workers and friends	4.37	4.09	0.29	*
Working effectively with people of different races, ethnicities, and religions	4.51	4.39	0.12	
Communicating effectively with people who see things differently than I do	4.55	4.50	0.05	
Keeping my composure in difficult situations	4.65	4.57	0.08	
Exercising responsibilities as a citizen (voting, staying current w/comm. & political issues)	3.99	3.88	0.11	
Making informed judgments when faced with ethical dilemmas	4.39	4.35	0.04	
Recognizing the consequences of my actions when facing a conflict	4.51	4.44	0.07	
Making choices about my conduct based on thoughtful reasoning about what is appropriate	4.51	4.45	0.06	

<sup>b</sup> Scale: 1=Low Importance to Goals, 3=Medium Importance to Goals, 5=High Importance to Goals.

\*denotes a statistically significant difference between your bachelor degree graduates and all other bachelor degree graduates at  $p < .05$ .

**Satisfaction with IUPUI Experience**

<b>Indicate your level of satisfaction with IUPUI in the areas of...</b> <sup>c</sup>	NURS Means	All other Bachelors	Difference in Means	Significance
Overall quality of the education you received at IUPUI	1.05	1.09	-0.05	
Quality of teaching by faculty in your major area	0.99	1.09	-0.10	
Quality of teaching by other faculty at IUPUI	0.70	0.84	-0.13	
Academic advising in your major department	0.19	0.45	-0.27	*
Courses in your major area	0.89	0.99	-0.09	
Required courses outside your major area	0.65	0.70	-0.04	
Personal attention from those in your major department	0.98	0.77	0.21	
Opportunities to increase your self-understanding	0.91	0.76	0.15	
Opportunities to work with other students in groups or teams	1.06	0.95	0.11	
Opportunities to integrate what you have learned with personal experiences	0.93	0.88	0.05	
Opportunities to engage in community services	0.85	0.36	0.49	*
Opportunities to engage in extra-curricular activities	0.20	0.24	-0.04	
Opportunities to participate in faculty members' research	0.07	0.09	-0.02	
The helpfulness of IUPUI staff in general	0.86	0.76	0.10	

<sup>c</sup> Scale: -2=Very Dissatisfied, -1=Dissatisfied, 0=Neutral, 1=Satisfied, 2=Very Satisfied.

\*denotes a statistically significant difference between your bachelor degree graduates and all other bachelor degree graduates at  $p < .05$ .

**Importance of Aspects of IUPUI Experience**












<b>Indicate the importance of the following:</b> <sup>d</sup>	NURS Means	All other Bachelors	Difference in Means	Significance
Overall quality of the education you received at IUPUI	1.67	1.57	0.10	
Quality of teaching by faculty in your major area	1.68	1.66	0.02	
Quality of teaching by other faculty at IUPUI	1.06	1.25	-0.18	*
Academic advising in your major department	1.24	1.32	-0.08	
Courses in your major area	1.58	1.58	-0.01	
Required courses outside your major area	0.70	0.86	-0.16	
Personal attention from those in your major department	1.24	1.28	-0.04	
Opportunities to increase your self-understanding	1.21	1.12	0.10	
Opportunities to work with other students in groups or teams	0.67	0.84	-0.17	
Opportunities to integrate what you have learned with personal experiences	1.23	1.20	0.04	
Opportunities to engage in community services	0.67	0.53	0.14	
Opportunities to engage in extra-curricular activities	0.26	0.36	-0.10	
Opportunities to participate in faculty members' research	0.13	0.37	-0.25	*
The helpfulness of IUPUI staff in general	1.30	1.29	0.01	

<sup>d</sup> Scale: -2=Very Unimportant, -1=Unimportant, 0=Neutral, 1=Important, 2=Very Important.


\*denotes a statistically significant difference between your bachelor degree graduates and all other bachelor degree graduates at  $p < .05$ .

### Addendum - Employment









#### Occupation - Bachelors

	N	%	
Registered Nurse	79	83%	
Administrator/Manager	4	4%	
Teacher/Faculty	2	2%	
Personnel & Labor	2	2%	
Purchasing/Procurement/Buyer	2	2%	
Health Practitioner/Technologist	1	1%	
Financial Administration or Mgt	1	1%	
Social Worker	1	1%	
General Mgr/Business Exec/Owner	1	1%	
Lawyer, Judge, Law-related	1	1%	
Other	1	1%	

#### Occupation - Associates

	N	%	
Registered Nurse	22	100%	

#### Business/Industry - Bachelors

	N	%	
Health/Medical Services	81	88%	
Education	2	2%	
Manufacturing	2	2%	
Social Services	2	2%	
Financial Inst/Insurance/Real Estate	1	1%	
Public Administration	1	1%	
Wholesale Trade/Retail Trade	1	1%	
Other	2	2%	

Note: Top ten are reported for Occupation and Business/Industry.

### Addendum - Employment (cont'd)

#### Business/Industry - Associates

	N	%
Health/Medical Services	21	100%



Note: Top ten are reported for Occupation and Business/Industry.

#### Employer - Bachelors

	N	%
Clarian Health	21	49%
Community Hospital	5	12%
St. Vincent Hospital	5	10%
Bloomington Hospital	4	10%
St. Francis Hospital	4	7%
Methodist Hospital	3	7%
Wishard Hospital	2	5%



Note: Top Employers with two or more IUPUI graduates reported.

#### Employer - Associates

	N	%
Columbus Regional Hospital	5	42%
St. Vincent Hospital	4	33%
Clarian Health	3	25%




Note: Top Employers with two or more IUPUI graduates reported.



### Addendum - Demographics

#### Sample Demographics

##### Sex



	TOTAL		BACH		ASSOC	
	N	%	N	%	N	%
Female	103	93%	80	92%	23	96%
Male	8	7%	7	8%	1	4%



##### Age\*

	TOTAL	BACH	ASSOC
	29.2	26.4	32.1

\* Reported as averages.

##### Degree Type

	N	%
BACH	87	78%
ASSOC	24	22%
CERT	0	0%




##### GPA\*

	TOTAL	BACH	ASSOC
	3.2	3.3	3.1

\* Reported as averages.

##### Ethnicity

	TOTAL		BACH		ASSOC	
	N	%	N	%	N	%
Asian or Pacific Islander	0	0%	0	0%	0	0%
African American	5	5%	3	3%	2	8%
Hispanic	0	0%	0	0%	0	0%
American Indian/Alaskan Native	1	1%	1	1%	0	0%
Non-resident Alien	2	2%	2	2%	0	0%
White, non-Hispanic	102	93%	80	93%	22	92%
Other American	0	0%	0	0%	0	0%



### Addendum - Educational Pursuits

#### Institution - Bachelors

	N	%
IUPUI	5	100%

[Redacted]

#### Institution - Associates

	N	%
IU	3	43%
IUPUI	2	29%
Indiana University	2	29%

[Redacted]

[Redacted]

[Redacted]

#### Field of Study - Bachelors

	N	%
Nursing	5	100%

[Redacted]

Note: Institutions and Fields of Study are reported if there are two or more graduates.

**Addendum - Educational Pursuits (cont'd)**

**Field of Study - Associates**

	N	%	
General Studies	3	100%	████████████████████

*Note: Institutions and Fields of Study are reported if there are two or more graduates.*