



IUPUI
Overall
Transfer Students
Entering Student Survey Report

2022



Welcome to the 2022 IUPUI Entering Student Survey Report

The Entering Student Survey (ESS) was administered to all first-time IUPUI new beginning students. The ESS was designed to gather information about students' needs, time commitments, reasons why they decided to enroll at IUPUI, initial feelings of belonging, and commitment to IUPUI. Of the 592 transfer students in the 2022 cohort, 118 took the Entering Student Survey. The response rate was 20%. Respondents were representative of the overall beginner population with regard to residency, age, ethnicity, and school. Respondents were slightly more likely to be women.

Key Highlights Overall

- The majority of students (85.7%) agreed that the IUPUI campus is 'very inclusive and celebrates all students with different backgrounds and cultures.'
- 82.4% of students agreed 'the IUPUI campus community has made me feel welcomed.'
- About 84% of respondents agreed they are 'proud to tell others I am going to school here.'
- 78.6% of transfer respondents plan to work for pay off-campus during their first year while 33.3% plan to work for pay on-campus.
- The following are the top 10 reasons students decided to attend IUPUI:
 1. Availability of financial aid/scholarship
 2. Academic quality
 3. Availability of specific academic programs (majors)
 4. Graduates get good jobs
 5. Affordability
 6. Focus on hands-on experiential learning (e.g., internships, service learning, and research projects)
 7. Job, career, and internship opportunities available in Indianapolis while attending school.
 8. Career and job opportunities available in Indianapolis while attending school
 9. Welcoming campus
 10. Opportunity for an IU or Purdue degree
- When students were asked in an open-ended format what the tipping point or the most important reason they selected IUPUI was, IUPUI having a specific major, the quality and reputation of IUPUI, availability of financial aid and scholarships, affordability, and being close to home as their top reasons.
- Students were asked where they applied in addition to IUPUI. The top five institutions were as follows: 1) Purdue University, 2) Ivy Tech, 3) Indiana University Bloomington, 4) University of Indianapolis, and 5) Butler University.
- Students were asked to report any challenges they may have for ideal learning experiences. 50% reported no challenges, 11% reported lack of access to high speed internet, 8% reported lack of technology skills, 5% reported lack of internet, 1% reported lack of camera, and 1% reported lack of computer, laptop or tablet.

ENTERING STUDENT SURVEY RESPONDENTS DEMOGRAPHICS

Residency	Survey Responders		Overall Beginning Transfer Population	
	N	Percentage	N	Percentage
Indiana Resident	118	84.3	546	85.8
Non-Resident	22	15.7	90	14.1
Gender				
Women	91	65	366	57.5
Men	49	35	270	42.5
Age				
19 and Under	26	18.6	122	19.2
20-24	78	55.7	369	58.0
25 and Over	36	25.7	138	21.7
Ethnicity				
Asian	10	7.1	45	7.1
Black/African-American	14	1.8	87	13.7
Hispanic/Latin(x)	12	1.6	73	11.5
NR Alien	9	1.2	28	4.4
Two or More Races	2	0.3	26	4.1
White	92	65.7	373	58.6
American Indian/Alaska Native	1	0.1	1	0.2
Unknown/Not Specified			3	0.5
School				
University College	34	24.3	217	34.1
School of Science	24	17.1	114	17.9
School of Engineering and Technology	20	14.2	85	13.4
School of Health & Human Sciences	0	0	9	1.4
Kelley School of Business	16	11.4	60	9.4
School of Liberal Arts	12	8.6	43	6.8
Herron School of Art and Design	6	4.3	22	3.5
School of Informatics and Computing	8	5.7	25	3.9
School of Education	6	4.3	27	4.2
O'Neill School of Public and Environmental Affairs	4	2.9	15	2.4
School of Medicine	1	0.7	2	0.3
Fairbanks School of Public Health	1	0.7	2	0.3
Lilly Family School of Philanthropy	1	0.7	2	0.3
School of Dentistry	0	0	1	0.2
School of Social Work	7	5.0	12	1.9
School of Nursing	0	0	0	0

SENSE OF BELONGING

Please rate how much you agree with each statement

	N	Mean	Strongly Disagree	Moderately Disagree	Slightly Disagree	Neither Disagree nor Agree	Slightly Agree	Moderately Agree	Strongly Agree
			<i>Percentages</i>						
The IUPUI campus is very inclusive and celebrates all students with different backgrounds and cultures	119	5.95	0.8	0	0.8	12.6	12.6	33.6	39.5
The IUPUI campus community is very welcoming	119	5.82	0	0	1.7	16.0	18.5	26.1	37.8
I feel a sense of belonging to IUPUI	119	5.00	1.7	0.8	1.7	42.0	15.1	22.7	16.0
I see myself as part of the IUPUI community	119	5.07	1.7	2.5	8.4	26.1	16.8	25.2	19.3
I feel that I fit right in at IUPUI	119	5.01	0.8	3.4	5.0	33.6	6.0	24.4	16.8
I feel that I am a member of the IUPUI community	119	4.90	2.5	2.5	4.2	35.3	17.6	24.4	13.4

1=Strongly Disagree, 2=Moderately Disagree, 3=Slightly Disagree, 4=Neither Disagree nor Agree, 5=Slightly Agree, 6=Moderately Agree, 7=Strongly Agree
Rank ordered by means

COMMITMENT TO IUPUI

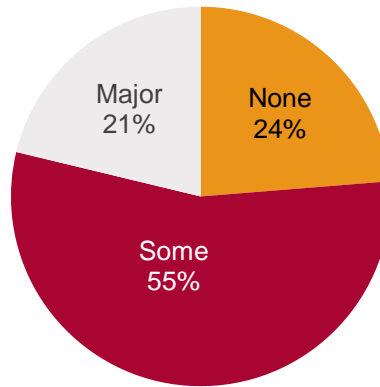
Please rate how much you agree with each statement

	N	Mean	Strongly Disagree	Moderately Disagree	Slightly Disagree	Neither Disagree nor Agree	Slightly Agree	Moderately Agree	Strongly Agree
			<i>Percentages</i>						
I am proud to tell others I am going to school here	117	6.04	0	0	1.7	14.5	9.4	26.5	47.9
I am extremely glad that I chose IUPUI over other colleges	117	5.80	0	0.9	4.3	18.8	10.3	21.4	44.4
It is important for me to graduate from IUPUI (e.g., rather than from another college)	117	5.50	1.7	6.0	4.3	15.4	12.0	22.2	38.5
IUPUI was my first choice of colleges that I was accepted to or considered applying to	117	5.11	9.4	2.6	12.0	12.8	10.3	12.8	40.2

1=Strongly Disagree, 2=Moderately Disagree, 3=Slightly Disagree, 4=Neither Disagree nor Agree, 5=Slightly Agree, 6=Moderately Agree, 7=Strongly Agree
Rank ordered by means

HOURS PLANNED TO SPEND ON ACTIVITIES

Do you have concerns about your ability to finance your college education?



HOURS PLANNED TO SPEND ON ACTIVITIES

About how many hours do you plan to spend in a typical 7-day week during your first year at IUPUI doing each of the following?

	N	0	1-5	6-10	11-15	16-20	21-25	26-30	More than 30
	<i>Percentages</i>								
Working for pay off campus	117	21.4	7.7	7.7	10.3	8.5	9.4	14.5	20.5
Preparing for class (studying, reading, writing, doing homework or lab work, analyzing data, rehearsing, and other academic activities)	118	0	9.3	13.6	20.3	23.7	9.3	9.3	14.4
Commuting to class (driving, walking, etc.)	117	6.8	49.6	15.4	13.7	4.3	0.9	2.6	6.8
Providing care for dependents living with you (parents, children, spouse, etc.)	115	48.7	22.6	7.8	5.2	2.6	3.5	3.5	6.1
Taking care of household responsibilities	116	5.2	41.4	25.9	8.6	7.8	3.4	2.6	5.2
Relaxing and socializing (watching TV, partying, etc.)	116	6.9	39.7	25.9	7.8	12.1	3.4	1.7	2.6
Working for pay on campus	117	66.7	7.7	6.8	7.7	6.0	0.9	2.6	1.7
Participating in co-curricular activities (organizations, campus publications, student government, fraternity or sorority, intercollegiate or intramural sports, etc.)	117	28.2	42.7	14.5	6.8	6.0	0.9	0	0.9
Engaging in volunteer activities	114	28.9	53.5	10.5	2.6	1.8	1.8	0	0.9
Interacting with on-line social networks (Facebook, Instagram, Twitter, etc.)	116	15.5	48.3	17.2	9.5	6.0	2.6	0.9	0

DECISIONS TO ATTEND IUPUI

In making a decision to choose IUPUI or transfer to IUPUI from another institution, please rate how important the following factors were:

	N	Mean	Not Important	Somewhat Important	Moderately Important	Very Important	Extremely Important
				<i>Percentages</i>			
Academic quality	139	4.40	0.7	0.7	10.8	33.8	54.0
Availability of specific academic programs (majors)	140	4.36	1.4	2.9	9.3	31.4	55.0
Availability of financial aid/scholarship	127	4.26	1.6	5.5	9.4	32.3	51.2
Graduates get good jobs	140	4.14	0.7	4.3	17.9	34.3	42.9
Career and job opportunities available in Indianapolis after I complete my degree	139	4.14	1.4	5.0	23.0	19.4	51.1
Focus on hands-on experiential learning (e.g., internships, service learning, and research projects)	140	4.07	1.4	3.6	23.6	29.3	42.1
Affordability	139	4.06	2.9	5.0	13.7	40.3	38.1
Job, career, and internship opportunities available in Indianapolis while attending school.	140	3.99	0.7	8.6	22.1	27.9	40.7
Opportunity for an IU or Purdue Degree	127	3.93	7.1	5.5	14.2	33.9	39.4
Flexibility of course offerings and formats (online and face-to-face)	126	3.83	6.3	7.9	19.0	29.4	37.3
IUPUI's reputation	126	3.79	4.0	7.9	23.8	34.1	30.2
Personal attention from faculty	126	3.76	4.0	7.1	23.8	38.9	26.2
Welcoming campus	140	3.73	2.9	10.0	26.4	32.9	27.9
Campus emphasis on student health and wellness	140	3.65	6.4	7.9	25.7	34.3	25.7
Resources available for underserved students (LGBTQ, students with disabilities, students of color, veterans, older students, transfer students, etc.)	127	3.57	10.2	13.4	15.7	29.9	30.7
Feeling that I "fit in" at IUPUI	140	3.54	7.1	10.0	28.6	30.0	24.3
Focus on diversity	127	3.50	13.4	8.7	19.7	30.7	27.6
Ability to live at home while attending college	140	3.47	19.3	8.6	18.6	12.9	40.7
Availability of online course offerings	127	3.45	15.0	8.7	21.3	26.8	28.3
Emphasis on health or healthcare in academic programs	140	3.40	10.0	10.7	27.1	33.6	18.6
Small class size	127	3.42	6.3	9.4	36.2	32.3	15.7
Wanted to live near home	139	3.37	16.5	12.2	19.4	21.6	30.2

1= Not Important, 2=Somewhat Important, 3=Moderately Important, 4=Very Important, 5=Extremely Important
Rank ordered by means

DECISIONS TO ATTEND IUPUI (CONT.)

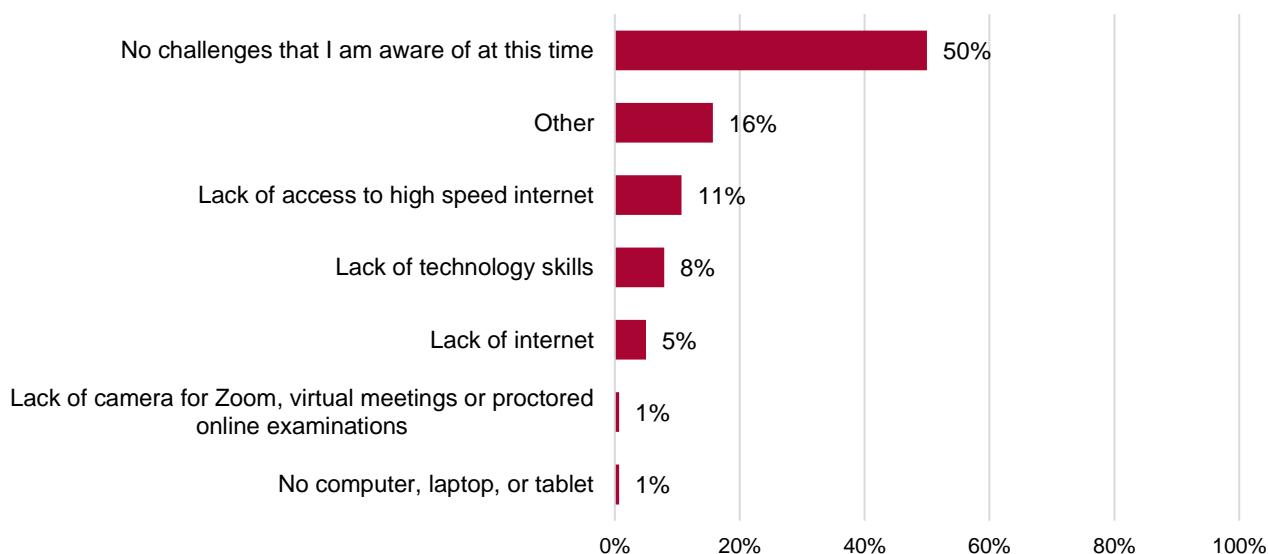
In making a decision to choose IUPUI or transfer to IUPUI from another institution, please rate how important the following factors were:

	N	Mean	Not Important	Somewhat Important	Moderately Important	Very Important	Extremely Important
			Percentages				
A visit to campus	127	3.28	11.8	12.6	28.3	30.7	16.5
Social activities and campus life opportunities at IUPUI	127	3.23	13.4	16.5	21.3	31.5	17.3
Social opportunities associated with IUPUI located in city of Indianapolis	140	3.09	12.9	20.0	27.1	25.7	14.3
Change in financial situation	127	3.08	24.4	7.1	24.2	24.4	19.7
Quality IUPUI sponsored online/virtual/social media events and activities prior to enrollment	127	2.75	22.0	23.6	20.5	25.2	8.7
Proximity to large city (Indianapolis)	140	2.72	28.6	12.9	29.3	16.4	12.9
Advisor or guidance counselor recommendation	127	2.67	32.3	14.2	21.3	18.9	13.4
Size of IUPUI (large urban campus)	139	2.65	20.9	18.7	38.1	19.4	2.9
Type of housing available on campus	127	2.24	47.2	10.2	21.3	14.2	7.1
My parents/caretakers/relatives wanted me to :	127	2.05	51.2	18.1	12.6	11.0	7.1

1= Not Important, 2=Somewhat Important, 3=Moderately Important, 4=Very Important, 5=Extremely Important
 Rank ordered by mean

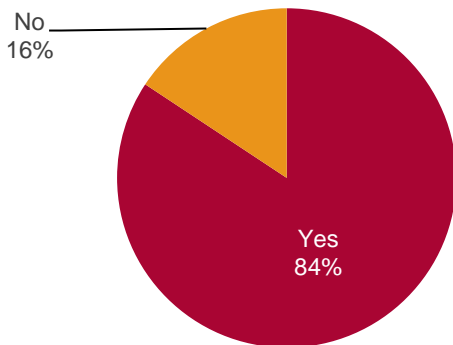
POTENTIAL CHALLENGES IN LEARNING ENVIRONMENT

Please indicate any challenges you may have for ideal learning experiences (online and face-to-face) (check all that apply):



Choosing a Major

Have you chosen a major?



In making a decision to choose your current major, please rate how important the following factors were (if you have chosen a major) or are (if you are still in the process of selecting a major).

	N	Mean	Not Important	Somewhat Important	Moderately Important	Very Important	Extremely Important
			Percentages				
Major is aligned with my interests	116	4.51	0	0.9	9.5	27.6	62.1
Major is aligned with my skills and abilities	116	4.43	0	0.9	9.5	35.3	54.3
Major is aligned with the lifestyle I would like to have	115	4.36	0	1.7	15.7	27.8	54.8
Availability of jobs in the field	115	4.27	2.6	3.5	7.8	36.5	49.6
Graduates get good jobs	116	4.22	3.4	5.2	9.5	30.2	51.7
Major is aligned with my personality	116	4.21	0.9	3.4	19.0	27.6	49.1
Starting salaries are high	115	3.75	5.2	11.3	21.7	27.0	34.8
Good grades in previous courses	118	3.71	7.6	5.9	23.7	33.1	29.7
Major makes people like me feel welcome	116	3.66	6.0	7.8	30.2	26.7	29.3
High school classes or college classes that spark my interest or awareness	116	3.63	14.7	6.0	13.8	32.8	32.8
Media (TV, social media, newspapers, comme spark my interest or awareness	115	2.60	25.2	19.1	33.9	13.9	7.8
IUPUI specific communications that sparked my interest or awareness	115	2.60	28.7	19.1	26.1	15.7	10.4
Advisor or guidance counselor recommendation	115	2.53	33.9	15.7	24.3	15.7	10.4
My parents/relatives recommendation	114	2.35	38.6	16.7	23.7	13.2	7.9
My friends recommended	114	2.03	47.4	21.1	18.4	7.9	5.3

1= Not Important, 2=Somewhat Important, 3=Moderately Important, 4=Very Important, 5=Extremely Important
 Rank ordered by means

Qualitative Analysis of Open Ended Items

What was the tipping point or the MOST important reason you selected IUPUI?

Total comments= 122

1. IUPUI has specific major (28 total comments)

- The most important reason why I selected IUPUI is because of their Liberal Arts program and they have what I need to succeed in the major I want to study is sports journalism.
- I am a pre-nursing major, I am excited for the future opportunities that IUPUI and the surrounding hospitals will offer.
- Has major I wanted in city I wanted.
- I am from Missouri! My major at IUPUI is music therapy. Missouri has music therapy programs but most of them are offered in private schools, which are really expensive. I chose IUPUI because it is the one of the cheapest schools I could attend for my program and because most of my transfer credits were accepted!
- I chose to transfer to IUPUI because I changed my major and my previous college did not offer Interior design. I also heard really good things about the program at IUPUI!

2. Quality/Reputation of IUPUI (20 total comments)

- IUPUI has an excellent dental hygiene program that I have heard about in almost all of the dental offices I have worked in. I am applying for the program shortly so I wanted to become a student there first and get a feel for "Jag" life before applying to your program.
- The school's reputation, association with Purdue University, and the proximity of the school to my house.
- School of Social Work reputation.
- I had credits from Ivy Tech that would transfer here, and they have a good art program.
- Percentage of science graduates getting into medical school.

3. Affordability/Cost/Financial Aid (19 total comments)

- It is cheaper for me, as a Michigan resident, to attend IUPUI then Michigan State, Wayne State, or University of Michigan. This should be a big selling point to your stakeholders at the state level if they question the Midwestern Student Exchange or the Michigan Scholarship. My sister is an Indiana resident and taxpayer because of IUPUI's affordability.
- Affordability and literally three blocks from my apartment.
- Price compared to UNC Charlotte.
- Affordability and ease of transfer from Ivy Tech.

4. Close to home (19 total comments)

- I can live at home and commute to classes. This allows me to maintain a close relationship with my family and have a good environment to return to after taking classes.
- Closeness to home. Having a Purdue and IU Degree as well with the appropriate exposure in my degree.
- I have tuition benefit, and my family all lives in Indianapolis. I needed to be closer to family after going through some rough times.
- Location. Proximity to my current home.

5. Quality of major (10 total comments)

- I wanted to major in English and IUPUI had the course I wanted to take at a school with an excellent reputation.
- IUPUI has an excellent dental hygiene program that I have heard about in almost all of the dental offices I have worked in. I am applying for the program shortly so I wanted to become a student there first and get a feel for "Jag" life before applying to your program.
- The institution provides a variety of majors.
- To find a great college which has a geology program of study.

6. Career opportunities (8 total comments)

- a. Kelley School of Business and the help I can get to obtain a career and not just a job.
- b. Opportunity to be a student manager for the men's basketball team.
- c. The most important reason I chose IUPUI is because they had the major I wanted to pursue a career in.

What other colleges and universities did you apply to?

Total comments=51

Purdue University	12
Ivy Tech	12
Indiana University Bloomington	9
University of Indianapolis	5
Butler University	5
Ball State University	4
Other IU Campuses	2
Indiana State University	1
University of Southern Indiana	0
Marian University	0

By
Robbie Janik, Syeda Islam, Kayla Allen-Brown
Institutional Research and Decision Support

