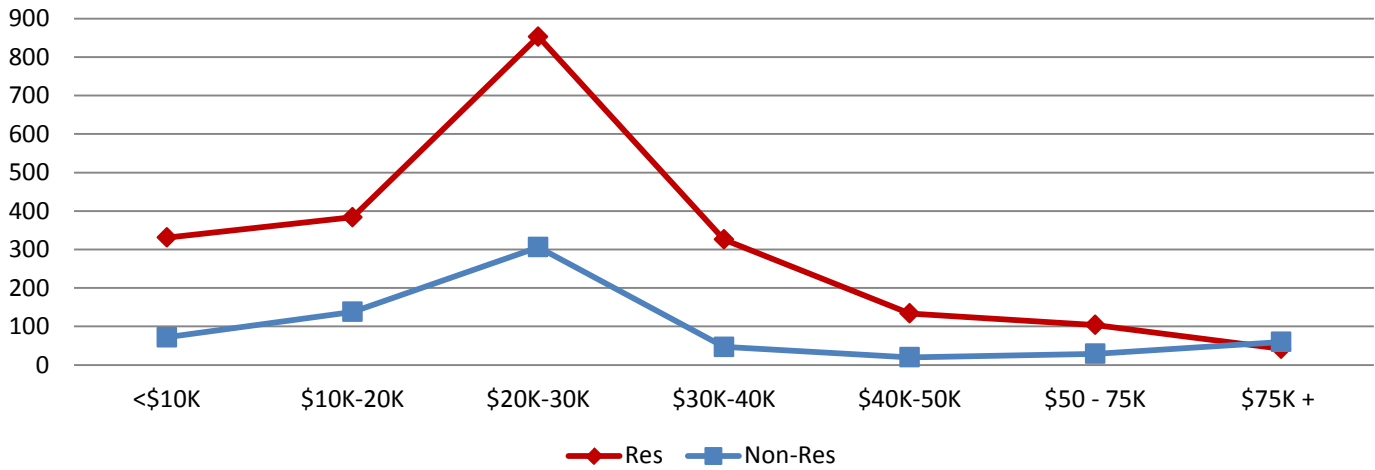


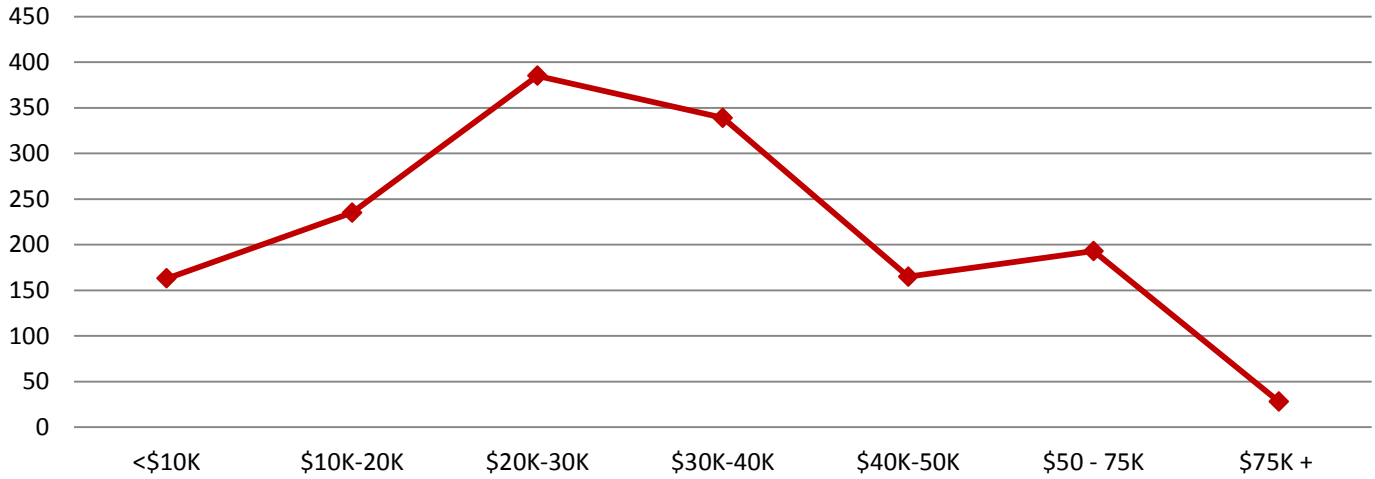
BL 2013-14 Loan Debt by Residency



	Resident	Non-Resident	Total
BA/BS Graduates*	3,622	1,997	5,619
Avg. Loan Debt	\$25,991	\$31,535	\$27,300
Median Loan Debt	\$26,439	\$27,000	\$26,545
% Without Loans	40%	66%	49%

* Began at IU

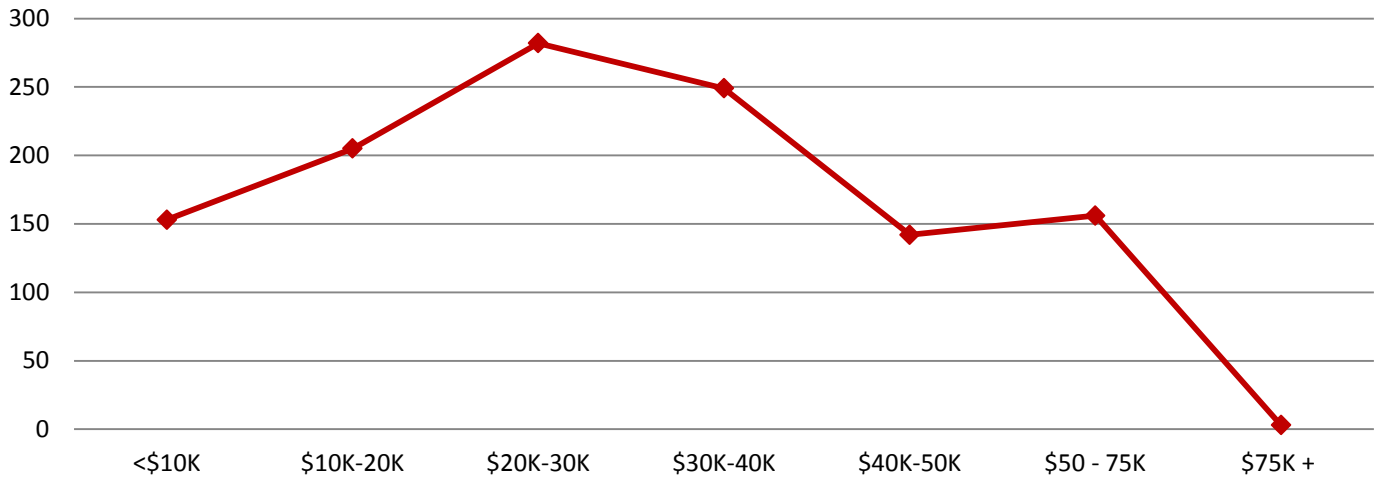
IUPUI 2013-14 Resident Loan Debt



	Resident	Non-Resident	Total
BA/BS Graduates*	1,991	101	2,092
Avg. Loan Debt	\$31,044	\$28,968	\$31,010
Median Loan Debt	\$29,000	\$28,000	\$29,000
% Without Loans	24%	75%	27%

* Began at IU

Regionals 2013-14 Resident Loan Debt



	Resident	Non-Resident	Total
BA/BS Graduates*	1,590	134	1,724
Avg. Loan Debt	\$29,432	\$30,512	\$29,499
Median Loan Debt	\$28,625	\$27,000	\$28,500
% Without Loans	25%	42%	26%

* Began at IU