



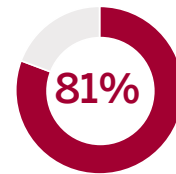
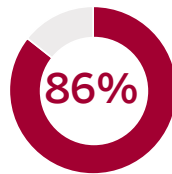
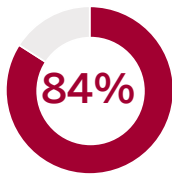
# INDIANA UNIVERSITY KOKOMO

## Post-Secondary Employment Outcomes Aggregated across all degree levels unless noted otherwise

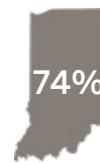
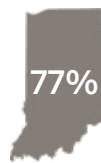
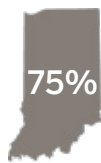
These data are for the most recent graduation years available as detailed below. Past data and trends over time are available at <https://tableau.bi.iu.edu/#/site/prd/views/PSEO/TrendsAcrossTime>

1 year out	5 years out	10 years out
baccalaureate grad years: 2016-2018 non-baccalaureate grad years: 2011-2015	baccalaureate grad years: 2013-2015 non-baccalaureate grad years: 2011-2015	baccalaureate grad years: 2007-2009 non-baccalaureate grad years: 2006-2010

### Percent of graduates who were employed<sup>1</sup>



### Percent of graduates from above who were employed in Indiana<sup>1</sup>



### Median earnings of instructional programs that produce the most graduates<sup>1</sup>

#### Bachelor's Degree Graduates

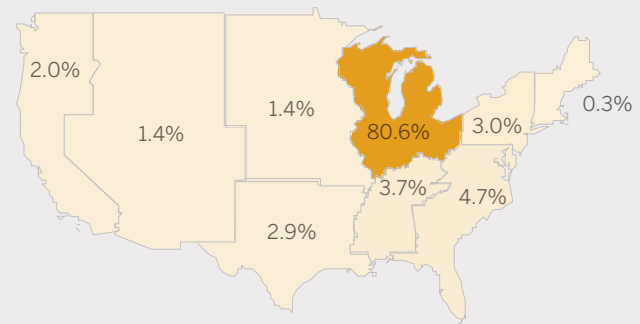
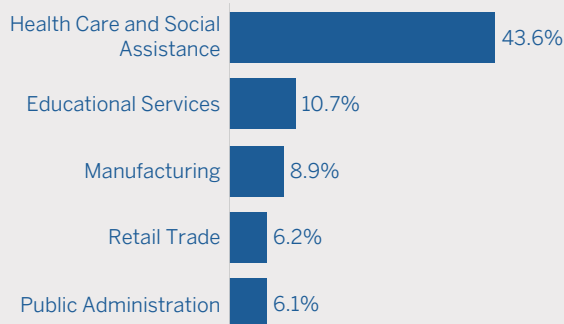
Health Professions and Related Programs	\$57K	Health Professions and Related Programs	\$65K	Health Professions and Related Programs	\$75K
Business, Management, Marketing, and Related Su..	\$38K	Business, Management, Marketing, and Related Su..	\$54K	Business, Management, Marketing, and Related Su..	\$66K
Liberal Arts and Sciences, General Studies and Huma..	\$33K	Liberal Arts and Sciences, General Studies and Huma..	\$44K	Liberal Arts and Sciences, General Studies and Huma..	\$53K

#### Master's Degree Graduates

Business, Management, Marketing, and Related Su..	\$66K	Business, Management, Marketing, and Related Su..	\$77K	Business, Management, Marketing, and Related Su..	\$98K
Public Administration and Social Service Professions	\$46K	Public Administration and Social Service Professions	\$66K	Public Administration and Social Service Professions	\$62K

\* Data is not available to compute this estimate. In most cases, this means that the data for years post-graduation is not available for the graduates selected in the 'Year of Graduation' filter.

### 1 year out, graduates were employed in the following top industries and geographies...<sup>2</sup>



<sup>1</sup> <https://tableau.bi.iu.edu/#/site/prd/views/PSEO/Summary>

<sup>2</sup> <https://tableau.bi.iu.edu/#/site/prd/views/PSEO/EmploymentFlowsmap>