

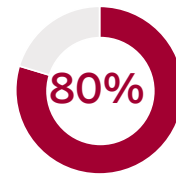
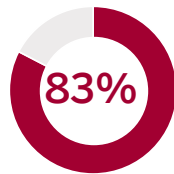
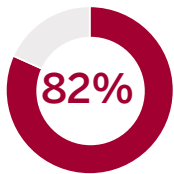


INDIANA UNIVERSITY SOUTHEAST

Post-Secondary Employment Outcomes Aggregated across all degree levels unless noted otherwise

These data are for the most recent graduation years available as detailed below. Past data and trends over time are available at <https://tableau.bi.iu.edu/#/site/prd/views/PSEO/TrendsAcrossTime>

| 1 year out | 5 years out | 10 years out |
|--------------------------------------------------------------------------------|--------------------------------------------------------------------------------|--------------------------------------------------------------------------------|
| baccalaureate grad years: 2016-2018 non-baccalaureate grad years: 2011-2015 | baccalaureate grad years: 2013-2015 non-baccalaureate grad years: 2011-2015 | baccalaureate grad years: 2007-2009 non-baccalaureate grad years: 2006-2010 |
| Percent of graduates who were employed¹ | | |



| Percent of graduates from above who were employed in Indiana ¹ | | |
|---------------------------------------------------------------------------|------------|------------|
| <p>40%</p> | <p>39%</p> | <p>43%</p> |

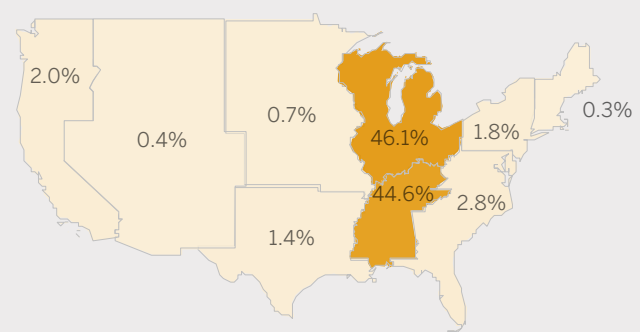
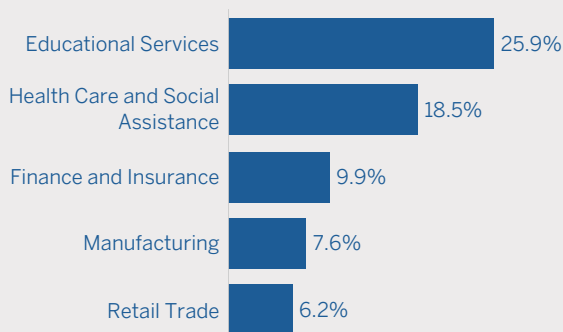
Median earnings of instructional programs that produce the most graduates¹

| Bachelor's Degree Graduates | | | | | |
|---------------------------------------------------|-------|---------------------------------------------------|-------|---------------------------------------------------|-------|
| Health Professions and Related Programs | \$56K | Health Professions and Related Programs | \$66K | Health Professions and Related Programs | \$73K |
| Business, Management, Marketing, and Related Su.. | \$41K | Business, Management, Marketing, and Related Su.. | \$59K | Business, Management, Marketing, and Related Su.. | \$68K |
| Education | \$37K | Education | \$43K | Education | \$52K |

| Master's Degree Graduates | | | | | |
|---------------------------------------------------|-------|---------------------------------------------------|--------|---------------------------------------------------|--------|
| Business, Management, Marketing, and Related Su.. | \$79K | Business, Management, Marketing, and Related Su.. | \$110K | Business, Management, Marketing, and Related Su.. | \$131K |
| Education | \$61K | Education | \$62K | Education | \$69K |

* Data is not available to compute this estimate. In most cases, this means that the data for years post-graduation is not available for the graduates selected in the 'Year of Graduation' filter.

1 year out, graduates were employed in the following top industries and geographies...²



¹ <https://tableau.bi.iu.edu/#/site/prd/views/PSEO/Summary>

² <https://tableau.bi.iu.edu/#/site/prd/views/PSEO/EmploymentFlowsmap>