

IPEDS 2020-21 Data Collection System

IPEDS HELP DESK (877) 225-2568 | ipedshelp@rti.org

OMB NO. 1850-0582 v.27 : Approval Expires 8/31/2022

User ID: 88G2401

12-month Enrollment 2020-21

Institution: Indiana University-South Bend (151342)

User ID: 88G2401

Overview

12-month Enrollment Overview

The 12-month Enrollment component collects unduplicated student enrollment counts and instructional activity data for an entire 12-month period. Using the instructional activity data reported, a full-time equivalent (FTE) student enrollment at the undergraduate and graduate level is estimated (4-year institutions only). Institutions with Doctor's - professional practice students will also report the FTE enrollment of those students (4-year institutions only). NCES uses the FTE enrollment to produce indicators such as expenses by function per FTE as reported in the IPEDS Data Feedback Report.

Data Reporting Reminder:

- All institutions must use the July 1 - June 30 reporting period.
- Report data to accurately reflect the time period corresponding with the IPEDS survey component, even if such reporting is seemingly inconsistent with prior-year reporting. For example, if a summer term began later than usual due to Coronavirus Pandemic postponements, continue to report using the timeframes as defined in the IPEDS instructions. NCES expects that some data reported during the 2020-21 data collection year will vary from established prior trends due to the impacts of Coronavirus Pandemic. If an error edit is triggered even when submitting accurate data, please indicate in the corresponding context box or verbally to the Help Desk that the seemingly inconsistent data are accurate and reflect the effects of Coronavirus Pandemic.

Changes to reporting for 2020-21:

- Unduplicated enrollment counts of undergraduate students are collected by gender, attendance status (full-time, part-time), race/ethnicity, first-time (entering), transfer-in (non-first-time entering), continuing/returning, and degree/certificate-seeking statuses.
- Unduplicated enrollment counts by distance education status are collected.

Resources:

- To download the survey materials for this component: [Survey Materials](#)
- To access your prior year data submission for this component: [Reported Data](#)

If you have questions about completing this survey, please contact the IPEDS Help Desk at 1-877-225-2568.

Institution: Indiana University-South Bend (151342)


User ID: 88G2401

Undergraduate Instructional Activity Type

Which instructional activity units will you use to report undergraduate instructional activity?

- Undergraduate instructional activity data in Part B may be reported in units of clock hours or credit hours.
- Please note that any graduate level instructional activity must be reported in credit hours. (4-year institutions only)

 Clock hours Credit hours Both clock and credit hours (some undergraduate programs measured in clock hours and some measured in credit hours)

 You may use the box below to provide additional context for the data you have reported above. Context notes will be posted on the College Navigator website. Therefore, you should write all context notes using proper grammar (e.g., complete sentences with punctuation) and common language that can be easily understood by students and parents (e.g., spell out acronyms).

Institution: Indiana University-South Bend (151342)

User ID: 88G2401

Part A - Unduplicated Count for Full-time Undergraduate Students

12-month Unduplicated Count by Race/Ethnicity and Gender - Full-time Undergraduate Students

July 1, 2019 – June 30, 2020

Reporting Reminders:

- The 12-month unduplicated count must be equal or greater than the corresponding prior year fall enrollment.
- Report Hispanic/Latino individuals of any race as Hispanic/Latino
- Report race for non-Hispanic/Latino individuals only
- Even though Teacher Preparation certificate programs may require a bachelor's degree for admission, they are considered subbaccalaureate undergraduate programs, and students in these programs are undergraduate students.

Men

Students enrolled for <u>credit</u>	Degree/certificate-seeking			Total degree/certificate-seeking	Non-degree/non-certificate-seeking	Total, Full-time undergraduate students
	First-time	Transfer-in (non-first-time entering)	Continuing/Returning			
<u>Nonresident alien</u>	6	6	43	55	0	55
<u>Hispanic/Latino</u>	64	20	106	190	2	192
<u>American Indian or Alaska Native</u>	0	0	1	1	0	1
<u>Asian</u>	6	9	12	27	0	27
<u>Black or African American</u>	20	12	63	95	0	95
<u>Native Hawaiian or Other Pacific Islander</u>	0	0	2	2	0	2
<u>White</u>	191	76	619	886	5	891
Two or more races	24	4	49	77	0	77
<u>Race and ethnicity unknown</u>	3	3	7	13	0	13
Total men	314	130	902	1,346	7	1,353

Women

Students enrolled for <u>credit</u>	Degree/certificate-seeking			Total degree/certificate-seeking	Non-degree/non-certificate-seeking	Total, Full-time undergraduate students
	First-time	Transfer-in (non-first-time entering)	Continuing/Returning			
<u>Nonresident alien</u>	6	3	38	47	0	47
<u>Hispanic/Latino</u>	115	26	206	347	2	349
<u>American Indian or Alaska Native</u>	1	0	3	4	0	4
<u>Asian</u>	5	1	25	31	1	32
<u>Black or African American</u>	31	22	133	186	0	186
<u>Native Hawaiian or Other Pacific Islander</u>	1	0	0	1	0	1
<u>White</u>	328	120	1,150	1,598	12	1,610
Two or more races	32	10	76	118	2	120
<u>Race and ethnicity unknown</u>	3	3	8	14	0	14
Total women	522	185	1,639	2,346	17	2,363

Grand total (2019-20)	836	315	2,541	3,692	24	3,716
Prior year data:						
Total Full-time undergraduate enrollment Fall 2019 <i>NOTE: Grand total (2019-20) calculated above is expected to be greater than total Full-time undergraduate enrollment Fall 2019.</i>	797	232	2,436	3,465	16	3,481

Institution: Indiana University-South Bend (151342)

User ID: 88G2401

Part A - Unduplicated Count for Part-time Undergraduate Students

12-month Unduplicated Count by Race/Ethnicity and Gender - Part-time Undergraduate Students

July 1, 2019 – June 30, 2020

Reporting Reminders:

- The 12-month unduplicated count must be equal or greater than the corresponding prior year fall enrollment.
- Report Hispanic/Latino individuals of any race as Hispanic/Latino
- Report race for non-Hispanic/Latino individuals only
- Even though Teacher Preparation certificate programs may require a bachelor's degree for admission, they are considered subbaccalaureate undergraduate programs, and students in these programs are undergraduate students.

Men

Students enrolled for <u>credit</u>	Degree/certificate-seeking			Total degree/certificate-seeking	Non-degree/non-certificate-seeking	Total, Part-time undergraduate students
	First-time	Transfer-in (non-first-time entering)	Continuing/Returning			
<u>Nonresident alien</u>	1	2	22	25	7	32
<u>Hispanic/Latino</u>	7	3	36	46	14	60
<u>American Indian or Alaska Native</u>	0	0	0	0	0	0
<u>Asian</u>	2	2	7	11	15	26
<u>Black or African American</u>	6	2	32	40	3	43
<u>Native Hawaiian or Other Pacific Islander</u>	0	0	1	1	0	1
<u>White</u>	20	31	247	298	102	400
Two or more races	2	1	13	16	5	21
<u>Race and ethnicity unknown</u>	0	0	1	1	0	1
Total men	38	41	359	438	146	584

Women

Students enrolled for <u>credit</u>	Degree/certificate-seeking			Total degree/certificate-seeking	Non-degree/non-certificate-seeking	Total, Part-time undergraduate students
	First-time	Transfer-in (non-first-time entering)	Continuing/Returning			
<u>Nonresident alien</u>	3	1	19	23	6	29
<u>Hispanic/Latino</u>	4	8	81	93	12	105
<u>American Indian or Alaska Native</u>	0	0	0	0	0	0
<u>Asian</u>	0	4	16	20	7	27
<u>Black or African American</u>	1	9	62	72	12	84
<u>Native Hawaiian or Other Pacific Islander</u>	0	0	0	0	0	0
<u>White</u>	24	50	463	537	116	653
Two or more races	0	7	29	36	8	44
<u>Race and ethnicity unknown</u>	0	0	12	12	2	14
Total women	32	79	682	793	163	956

Grand total (2019-20)	70	120	1,041	1,231	309	1,540
Prior year data:						
Total Part-time undergraduate enrollment Fall 2019 <i>NOTE: Grand total (2019-20) calculated above is expected to be greater than total Part-time undergraduate enrollment Fall 2019.</i>	57	76	834	967	103	1,070

Institution: Indiana University-South Bend (151342)

User ID: 88G2401

Part A - Unduplicated Count for Graduate Students

12-month Unduplicated Count by Race/Ethnicity and Gender - Graduate Students

July 1, 2019 – June 30, 2020

Reporting Reminders:

- The 12-month unduplicated count must be equal or greater than the corresponding prior year fall enrollment.
- Report Hispanic/Latino individuals of any race as Hispanic/Latino
- Report race for non-Hispanic/Latino individuals only
- Report **all** postbaccalaureate degree and certificate students as graduate students, **including any doctor's - professional practice students (formerly first-professional)**

Men

Students <u>enrolled for credit</u>	<u>Graduate students</u>
<u>Nonresident alien</u>	<input type="text" value="10"/>
<u>Hispanic/Latino</u>	<input type="text" value="9"/>
<u>American Indian or Alaska Native</u>	<input type="text" value="0"/>
<u>Asian</u>	<input type="text" value="5"/>
<u>Black or African American</u>	<input type="text" value="18"/>
<u>Native Hawaiian or Other Pacific Islander</u>	<input type="text" value="0"/>
<u>White</u>	<input type="text" value="146"/>
Two or more races	<input type="text" value="1"/>
<u>Race and ethnicity unknown</u>	<input type="text" value="7"/>
Total men	196
Total men prior year	198

Women

Students <u>enrolled for credit</u>	<u>Graduate students</u>
<u>Nonresident alien</u>	<input type="text" value="17"/>
<u>Hispanic/Latino</u>	<input type="text" value="38"/>
<u>American Indian or Alaska Native</u>	<input type="text" value="2"/>
<u>Asian</u>	<input type="text" value="11"/>
<u>Black or African American</u>	<input type="text" value="51"/>
<u>Native Hawaiian or Other Pacific Islander</u>	<input type="text" value="0"/>
<u>White</u>	<input type="text" value="358"/>
Two or more races	<input type="text" value="11"/>
<u>Race and ethnicity unknown</u>	<input type="text" value="3"/>
Total women	491
Total women prior year	456

Grand total (2019-20)	687
Prior year data:	
Unduplicated headcount (2018-19)	654
Total enrollment Fall 2019	541
<i>NOTE: Grand total (2019-20) calculated above is expected to be greater than Total enrollment Fall 2019.</i>	

Institution: Indiana University-South Bend (151342)


User ID: 88G2401

Part A – 12-month Enrollment by Distance Education Status

12-month Unduplicated Count - Distance Education Status

July 1, 2019 – June 30, 2020

	<u>Undergraduate Students</u>		<u>Graduate Students</u>
	<u>Degree/certificate-seeking</u>	<u>Non-degree/non-certificate-seeking</u>	
Students <i>enrolled exclusively</i> in <u>distance education courses</u>	436	217	124
Students <i>enrolled in at least one but not all</i> distance education courses	3,074	25	383
Students <i>not enrolled in any</i> distance education courses	1,413	91	180
Total (from prior part A screens)	4,923	333	687

 You may use the box below to provide additional context for the data you have reported above. Context notes will be posted on the College Navigator website. Therefore, you should write all context notes using proper grammar (e.g., complete sentences with punctuation) and common language that can be easily understood by students and parents (e.g., spell out acronyms).

Part B - Instructional Activity

12-month Instructional Activity

July 1, 2019 - June 30, 2020

Instructional Activity Reporting Reminder:

- Instructional activity is used to calculate an IPEDS FTE based on the institution's reported calendar system.
- Graduate credit hour activity should not include any doctor's – professional practice activity, the total of those students' FTE is entered separately instead.


FTE Reporting Reminder:

- Institutions need not report their own calculations of undergraduate or graduate FTE unless IPEDS FTE calculations would be misleading for comparison purposes among all IPEDS reporting institutions.

Instructional Activity

	2019-20 total activity	Prior year data
Undergraduate level:		
<u>Credit hour activity</u>	116,442	121,133
Graduate level:		
<u>Credit hour activity</u>	9,215	8,905

Full-Time Equivalent (FTE) of Students

Calendar system (as reported on the prior year IC Header survey component):	Semester		
<p>If the IPEDS <u>calculated</u> FTE estimates below are not reasonable, AND you have reported the correct instructional activity hours above, enter your best FTE estimate in the "Institution reported FTE" column below and save the page. This option should be used ONLY if the calculated estimate is not reasonable for your institution and IPEDS comparisons.</p> <p>Please provide your best estimate of undergraduate and graduate FTE for the 12-month reporting period only if the calculated FTE estimate below is not reasonable for IPEDS comparison purposes. Please provide an explanation in the context box if the option is used due to Coronavirus Pandemic.</p>			
	Calculated FTE 2019-20	Institution reported FTE 2019-20	Prior year FTE 2018-19
Undergraduate student FTE	3,881	3,881	4,038
Graduate student FTE	384	384	371
Total FTE students	4,265	4,265	4,409
<p> Context notes will be posted on the College Navigator website. Therefore, you should write all context notes using proper grammar (e.g., complete sentences with punctuation) and common language that can be easily understood by students and parents (e.g., spell out acronyms).</p> <div style="border: 1px solid black; height: 60px; width: 100%;"></div>			

Institution: Indiana University-South Bend (151342)

User ID: 88G2401

Prepared by

Prepared by

Reporting Reminders:

- The name of the preparer is being collected so that we can follow up with the appropriate person in the event that there are questions concerning the data.
- The Keyholder will be copied on all email correspondence to other preparers.
- The time it took to prepare this component is being collected so that we can continue to improve our estimate of the reporting burden associated with IPEDS.
- Please include in your estimate the time it took for you to review instructions, query and search data sources, complete and review the component, and submit the data through the Data Collection System.
- Thank you for your assistance.

This survey component was prepared by:

<input type="radio"/>	Keyholder	<input type="radio"/>	SFA Contact	<input type="radio"/>	HR Contact
<input type="radio"/>	Finance Contact	<input type="radio"/>	Academic Library Contact	<input checked="" type="radio"/>	Other
Name:	<input type="text" value="Joseph Geglio"/>				
Email:	<input type="text" value="jgeglio@iu.edu"/>				

How many staff from your institution only were involved in the data collection and reporting process of this survey component?

Number of Staff (including yourself)

How many hours did you and others from your institution only spend on each of the steps below when responding to this survey component?
Exclude the hours spent collecting data for state and other reporting purposes.

Staff member	Collecting Data Needed	Revising Data to Match IPEDS Requirements	Entering Data	Revising and Locking Data
Your office	<input type="text" value="0.00"/> hours	<input type="text" value="2.00"/> hours	<input type="text" value="1.00"/> hours	<input type="text" value="0.50"/> hours
Other offices	<input type="text"/> hours	<input type="text"/> hours	<input type="text"/> hours	<input type="text"/> hours

Institution: Indiana University-South Bend (151342)

User ID: 88G2401

Summary screen

12-Month Enrollment Component Summary

IPEDS collects important information regarding your institution. All data reported in IPEDS survey components become available in the IPEDS Data Center and appear as aggregated data in various Department of Education reports. Additionally, some of the reported data appears specifically for your institution through the College Navigator website and is included in your institution's Data Feedback Report (DFR). The purpose of this summary is to provide you an opportunity to view some of the data that, when accepted through the IPEDS quality control process, will appear on the College Navigator website and/or your DFR. College Navigator is updated approximately three months after the data collection period closes and Data Feedback Reports will be available through the [Data Center](#) and sent to your institution's CEO in November 2020.

Please review your data for accuracy. If you have questions about the data displayed below after reviewing the data reported on the survey screens, please contact the IPEDS Help Desk at: 1-877-225-2568 or ipedshelp@rti.org.

12-Month Unduplicated Headcount and Full-Time Equivalent Students	
Total 12-month unduplicated headcount	5,943
Undergraduate student unduplicated headcount	5,256
Graduate student unduplicated headcount	687
Total 12-month full-time equivalent (FTE) student enrollment	4,265
Undergraduate student FTE	3,881
Graduate student FTE	384

Institution: Indiana University-South Bend (151342)

User ID: 88G2401

Edit Report

12-month Enrollment

There are no errors for the selected survey and institution.