

## Academic Libraries 2015-16

Institution: Indiana University-South Bend (151342)

User ID: 88G2401

### Overview

#### Academic Libraries Overview

Welcome to the IPEDS Academic Libraries (AL) survey component. The purpose of the AL component of IPEDS is to collect information on library collections, library expenses, and library services for libraries in degree-granting postsecondary institutions.

#### Recent changes

There are a few changes to the 2015-16 Academic Libraries component from the 2014-15 collection. Visit the [Academic Libraries Resource](#) page for a list of the changes and additional reporting resources.

#### Data Reporting Reminders

Report all data for fiscal year (FY) 2015. Fiscal year 2015 is defined as the most recent 12-month period that ends before October 1, 2015, that corresponds to the institution's fiscal year.


#### Coverage:

Include data for the main or central academic library and all branch and independent libraries that were open all or part of the fiscal year 2015. Branch and independent libraries are defined as auxiliary library service outlets with quarters separate from the central library that houses the basic collection. The central library administers the branches. Libraries on branch campuses that have separate IPEDS unit identification numbers are reported as separate libraries.

#### Resources:

To download the survey materials for this component: [Survey Materials](#)  
To access your prior year data submission for this component: [Reported Data](#)

For more information about the previous survey: [Academic Libraries Survey](#)

If you have questions about completing this survey, please contact the **IPEDS Help Desk at 1-877-225-2568** .

Institution: Indiana University-South Bend (151342)

User ID: 88G2401

**Screening Questions****Were your annual total library expenses for Fiscal Year 2015:**

<input type="radio"/>	Less than \$100,000	<input checked="" type="radio"/>	Greater than or equal to \$100,000
-----------------------	---------------------	----------------------------------	------------------------------------

**Is the library collection entirely electronic?**

<input checked="" type="radio"/>	No	<input type="radio"/>	Yes
----------------------------------	----	-----------------------	-----





Institution: Indiana University-South Bend (151342)

User ID: 88G2401

**Library Collections/Circulation**

**Section I:  
For all degree-granting institutions with  
library expenses >0**

**NOTE - This section of the survey collects data on selected types of material. It does not cover all materials. Report the total number of each category held at the END of Fiscal Year 2015.**

<u>Library Collections</u>	Physical		Digital/Electronic		Total
		Prior Year Amount		Prior Year Amount	
Books	 <input type="text" value="523,612"/>	797,119	<input type="text" value="364,427"/>	318,012	
<u>Databases</u>			<input type="text" value="315"/>	226	
<u>Media</u>	 <input type="text" value="28,120"/>	11,511	<input type="text" value="692,576"/>	23,535	
<b>Total</b>	 551,732	808,630	 1,057,318	341,773	1,609,050
<b>Library Circulation</b>	<input type="text" value="14,987"/>	40,735	<input type="text" value="16,293"/>	14,039	31,280

**You may use the space below to provide context for the data you've reported above.**

In 2015, the library dedicated resources to evaluating data reported. As a result, our Government Publications numbers were corrected. The library also invested more collection development funds to electronic media.

Institution: Indiana University-South Bend (151342)

User ID: 88G2401

**Expenses and Interlibrary Services**

<b>Section II: For degree-granting institutions with library expenses &gt;= \$100,000</b>		
<u>Library expenses</u> should be reported for the most recent 12-month period that corresponds to your institution's fiscal year that ends before October 1, 2015.		
		<b>Prior Year Amount</b>
<b>?</b> Indicate the number of <u>branch and independent libraries</u> (exclude the main or central library).	1	<b>1</b>
<b>?</b> <b>Expenses</b>	<b>Amount</b>	
Total <u>salaries and wages</u> for the library staff	1,077,114	<b>1,087,307</b>
<b>Are staff fringe benefits paid out of the library budget?</b>		
<input type="radio"/> No		
<input checked="" type="radio"/> Yes	<b>Total Fringe benefits</b>	<b>432,703</b>
	394,802	
<b>Materials/services expenses</b>		
One-time purchases of <u>books, serial backfiles,</u> and other materials	57,067	
<u>Ongoing commitments to subscriptions</u>	604,299	
All other materials/service cost	25,781	
<b>Total materials/services expenses</b>	687,147	<b>729,765</b>
<b>Operations and maintenance expenses</b>		
<u>Preservation services</u>	2,343	
All other operations and maintenance expenses	34,679	
<b>Total operations and maintenance expenses</b>	⚠ 37,022	<b>65,795</b>
<b>Total Expenses</b>	2,196,085	<b>2,315,570</b>
<b>Total Expenses (minus Fringe Benefits)</b>	1,801,283	<b>1,882,867</b>
<b>Interlibrary Services</b>		
Total interlibrary loans and documents provided to other libraries	11,525	<b>11,324</b>
Total interlibrary loans and documents received	6,062	<b>5,833</b>

Does your library support virtual reference services?



No



Yes


You may use the space below to **provide context** for the data you've reported above.

Institution: Indiana University-South Bend (151342)

User ID: 88G2401

**Summary****Academic Libraries Component Summary**

IPEDS collects important information regarding your institution. All data reported in IPEDS survey components become available in the IPEDS Data Center and appear as aggregated data in various Department of Education reports. Additionally, some of the reported data appears in your institution's Data Feedback Report (DFR). The purpose of this summary is to provide you an opportunity to view some of the data that, when accepted through the IPEDS quality control process, will appear on your DFR. Data Feedback Reports will be available through the [Data Center](#) and sent to your institution's CEO in November 2016.

Please review your data for accuracy. If you have questions about the data displayed below after reviewing the data reported on the survey screens, please contact the IPEDS Help Desk at: 1-877-225-2568  or [ipedshelp@rti.org](mailto:ipedshelp@rti.org).

<b>Library Collections/Circulation</b>	<b>Physical Collection</b>	<b>Digital/Electronic Collection</b>
Books	523,612	364,427
Databases		315
Media	28,120	692,576
Total Collection	551,732	1,057,318
Total Circulation	14,987	16,293

<b>Expenses</b>	<b>Amount</b>
Salaries and wages	\$1,077,114
Fringe benefits	\$394,802
Materials/services expenses	\$687,147
Operations and maintenance expenses	\$37,022
Total expenses	\$2,196,085

Institution: Indiana University-South Bend (151342)

User ID: 88G2401

Edit Report

**Academic Libraries****Indiana University-South Bend (151342)**

Source	Description	Severity	Resolved	Options
--------	-------------	----------	----------	---------

**Screen: Collections/Circulation**

Screen Entry	The number entered (523,612) is outside the expected range of between 557,984 and 1,036,254 compared to the prior year value. Please correct your data or explain. (Error #15015)	Explanation	Yes	
Reason:	519750 represents a correction in Government Publication unit counts.			
Screen Entry	The number entered (28,120) is outside the expected range of between 8,058 and 14,964 compared to the prior year value. Please correct your data or explain. (Error #15015)	Explanation	Yes	
Reason:	Number reflects audio, film & video, cartographic, and slides			
Screen Entry	The calculated value (551,732) is outside the expected range of between 646,904 and 970,356 compared to the prior year value. Please correct your data or explain. (Error #15027)	Explanation	Yes	
Reason:	Correction of Government Publication unit numbers results in apparent drop in figures.			
Screen Entry	The calculated value (1,057,318) is outside the expected range of between 239,242 and 444,304 compared to the prior year value. Please correct your data or explain. (Error #15027)	Explanation	Yes	
Reason:	Significant increase in media titles available through packages purchased this year.			

**Screen: Expenses and Interlibrary Services**

Screen Entry	The calculated value (37,022) is outside the expected range of between 42,767 and 88,823 compared to the prior year value. Please correct your data or explain. (Error #15027)	Explanation	Yes	
Reason:	Travel and hardware & software lines were cut.			