

Academic Libraries 2016-17

Institution: Indiana University-South Bend (151342)

User ID: 88G2401

Overview

Academic Libraries Overview

Welcome to the IPEDS Academic Libraries (AL) survey component. The purpose of the AL component of IPEDS is to collect information on library collections, library expenses, and library services for libraries in degree-granting postsecondary institutions.

Recent changes

There are a few changes to the 2016-17 Academic Libraries component from the 2015-16 collection. Visit the [Academic Libraries Resource](#) page for a list of the changes and additional reporting resources.

Data Reporting Reminders

Report all data for fiscal year (FY) 2016. Fiscal year 2016 is defined as the most recent 12-month period that ends before October 1, 2016, that corresponds to the institution's fiscal year.

Coverage:


Include data for the main or central academic library and all branch and independent libraries that were open all or part of the fiscal year 2016. Branch and independent libraries are defined as auxiliary library service outlets with quarters separate from the central library that houses the basic collection. The central library administers the branches. Libraries on branch campuses that have separate IPEDS unit identification numbers are reported as separate libraries.

Resources:

To download the survey materials for this component: [Survey Materials](#)

To access your prior year data submission for this component: [Reported Data](#)

For more information about the previous survey: [Academic Libraries Survey](#)

If you have questions about completing this survey, please contact the **IPEDS Help Desk at 1-877-225-2568** .

Institution: Indiana University-South Bend (151342)

User ID: 88G2401

Screening Questions**Were your annual total library expenses for Fiscal Year 2016:**

<input type="radio"/>	Less than \$100,000	<input checked="" type="radio"/>	Greater than or equal to \$100,000
-----------------------	---------------------	----------------------------------	------------------------------------

Is the library collection entirely electronic?

<input checked="" type="radio"/>	No	<input type="radio"/>	Yes
----------------------------------	----	-----------------------	-----

Institution: Indiana University-South Bend (151342)

User ID: 88G2401

Library Collections/Circulation and Interlibrary Loan Services

**Section I:
For all degree-granting institutions with
library expenses >0**

NOTE - This section of the survey collects data on selected types of material. It does not cover all materials. Report the total number of each category held at the END of Fiscal Year 2016.

<u>Library Collections</u>	Physical		Digital/Electronic		Total
		Prior Year Amount		Prior Year Amount	
Books	354,095		399,246	364,427	
<u>Databases</u>			307	315	
<u>Media</u>	14,781	28,120	706,330	692,576	
<u>Serials</u>	7,369		103,806		
Total	376,245		1,209,689		1,585,934
Library Circulation	16,057		27,110	16,293	43,167

Does your institution have Interlibrary Loan Services ?

- No
- Yes

<u>Interlibrary Loan Services</u>	Number	Prior Year Amount
Total interlibrary loans and documents provided to other libraries	12,420	11,525
Total interlibrary loans and documents received	4,733	6,062

You may use the space below to provide context for the data you've reported above. This context box will not be posted on the College Navigator Website.

MEDIA - Prior year amount (28120) is a count of physical pieces not titles. When reading the definition this year for Books and the additional instructions link, it was clearer that TITLES for all items in Collections was requested.

Institution: Indiana University-South Bend (151342)


User ID: 88G2401

Expenses

**Section II:
For degree-granting institutions with
library expenses >= \$100,000**

Library expenses should be reported for the most recent 12-month period that corresponds to your institution's fiscal year that ends before October 1, 2016.

		Prior Year Amount
? Indicate the number of <u>branch and independent libraries</u> (exclude the main or central library).		1
? Expenses		Amount
Total <u>salaries and wages</u> for the library staff		891,731
		1,077,114
Are staff <u>fringe benefits</u> paid out of the library budget?		
<input type="radio"/>	No	
<input checked="" type="radio"/>	Yes	Total Fringe benefits
		386,387
		394,802
Materials/services expenses		
One-time purchases of <u>books, serial backfiles</u> , and other materials		112,583
<u>Ongoing commitments to subscriptions</u>		614,323
All other materials/service cost		24,348
Total materials/services expenses		751,254
		687,147
Operations and maintenance expenses		
<u>Preservation services</u>		1,281
All other operations and maintenance expenses		30,261
Total operations and maintenance expenses		31,542
		37,022
Total Expenses		2,060,914
		2,196,085
Total Expenses (minus Fringe Benefits)		1,674,527
		1,801,283
You may use the space below to provide context for the data you've reported above. This context box will not be posted on the <u>College Navigator Website</u> .		



Institution: Indiana University-South Bend (151342)

User ID: 88G2401

Prepared by


This survey component was prepared by:					
<input type="radio"/>	Keyholder	<input type="radio"/>	SFA Contact	<input type="radio"/>	HR Contact
<input type="radio"/>	Finance Contact	<input checked="" type="radio"/>	Academic Library Contact	<input type="radio"/>	Other
Name:	<input type="text" value="Kathy Plodowski"/>				
Email:	<input type="text" value="kplodows@iusb.edu"/>				
How long did it take to prepare this survey component?					
		<input type="text" value="1"/>	hours	<input type="text"/>	minutes
<p>The name of the preparer is being collected so that we can follow up with the appropriate person in the event that there are questions concerning the data. The Keyholder will be copied on all email correspondence to other preparers.</p> <p>The time it took to prepare this component is being collected so that we can continue to improve our estimate of the reporting burden associated with IPEDS. Please include in your estimate the time it took for you to review instructions, query and search data sources, complete and review the component, and submit the data through the Data Collection System.</p> <p>Thank you for your assistance.</p>					

Institution: Indiana University-South Bend (151342)

User ID: 88G2401

Summary**Academic Libraries Component Summary**

IPEDS collects important information regarding your institution. All data reported in IPEDS survey components become available in the IPEDS Data Center and appear as aggregated data in various Department of Education reports. Additionally, some of the reported data appears in your institution's Data Feedback Report (DFR). The purpose of this summary is to provide you an opportunity to view some of the data that, when accepted through the IPEDS quality control process, will appear on your DFR. Data Feedback Reports will be available through the [Data Center](#) and sent to your institution's CEO in November 2016.

Please review your data for accuracy. If you have questions about the data displayed below after reviewing the data reported on the survey screens, please contact the IPEDS Help Desk at: 1-877-225-2568  or ipedshelp@rti.org.

Library Collections/Circulation	Physical Collection	Digital/Electronic Collection
Books	354,095	399,246
Databases		307
Media	14,781	706,330
Serials	7,369	103,806
Total Collection	376,245	1,209,689
Total Circulation	16,057	27,110

Expenses	Amount
Salaries and wages	\$891,731
Fringe benefits	\$386,387
Materials/services expenses	\$751,254
Operations and maintenance expenses	\$31,542
Total expenses	\$2,060,914

Institution: Indiana University-South Bend (151342)

User ID: 88G2401

Edit Report

Academic Libraries

Indiana University-South Bend (151342)

Source	Description	Severity	Resolved	Options
--------	-------------	----------	----------	---------

Screen: Collections/Circulation and Interlibrary Loan Services

Screen Entry	The number entered (14,781) is outside the expected range of between 19,684 and 36,556 compared to the prior year value. Please correct your data or explain. (Error #15015)	Explanation	Yes	
Reason:	MEDIA - Prior year amount (28120) is a count of physical pieces not titles. When reading the definition this year for Books and the additional instructions link, it was clearer that TITLES for all items in Collections was requested.			