

**Institution: Indiana University-Bloomington (151351)**

**User ID: 88G2401**

**Completions Overview**

Welcome to the IPEDS Completions survey component. The Completions component is one of several IPEDS components that is conducted during the Fall data collection period. It collects the number of degrees and certificates awarded by field of study, level of award, race/ethnicity, and gender. The reporting period for the Completions component is during the 12-month time period beginning July 1 of the previous calendar year and ending June 30 of the current calendar year; therefore, for this year's Completions component, the reporting period is between July 1, 2014 and June 30, 2015. The Completions component is also collecting the number of students (e.g., completers) who earned awards between July 1, 2014 and June 30, 2015.

**Completions Common Errors**

Some common completions component errors include the following:

- Including award levels on your current year Completions that were not reported on your previous year's (PY) Institutional Characteristics (IC). [Award levels in the PY IC component cannot be changed; therefore, contact the IPEDS Help Desk at 1-877-225-2568 if you need assistance.]
- Forgetting to select CIP codes for new programs of study that are offered by the institution, but do not have completions for the reporting period.
- Forgetting to enter in zero in at least one of the cells for CIP codes that do not have completions.

**Recent Changes**

- The following question on **distance education** has been added to the bottom of each individual "CIP Data" screen:  
"Is this program offered as a distance education program?"
- The following two screens, which collect data specifically on students were added to this component, beginning in the 2013-14 survey year:
  - **"All Completers"** - Collects the number of students who earned an award between July 1, 2014 and June 30, 2015 by gender and race/ethnicity. (The intent of this screen is to collect an **unduplicated count** of total numbers of completers.)
  - **"Completers by Level"** - Collects the number of students who earned an award between July 1, 2014 and June 30, 2015 by award level and 1) by gender; 2) by race/ethnicity; and 3) by age.
- The definition for Post-baccalaureate Certificate has changed slightly for the 2015-16 collection. The new definition is as follows: **An award that requires completion of an organized program of study beyond the bachelor's. It is designed for persons who have completed a baccalaureate degree, but does not meet the requirements of a master's degree.**

**NOTE: Even though Teacher Preparation certificate programs may require a bachelor's degree for admission, they are considered sub-baccalaureate undergraduate programs, and students in these programs are undergraduate students.**

**General Information**

CIP Codes:

The [CIP 2010 Website](#) includes a list of new CIP codes, a list of deleted CIP codes, a list of moved CIP Codes, and an online crosswalk of the 2000 CIP and 2010 CIP.

The Resources Page of the CIP 2010 website contains many valuable resources including:

- CIP 2010 Manual and copies of previous editions of the CIP Manual
- Crosswalk between the 2000 CIP codes and the 2010 CIP codes in Excel format

Keep in mind that some information provided by institutions on the Completions component appear in the [College Navigator](#), which is a major tool used by consumers searching for information about postsecondary education. It is therefore vitally important that you include accurate information about your institution.

Survey materials can be downloaded using the following link: [Survey Materials](#).

The prior year revision system can be accessed using the following link: [Prior Year Revision System](#)

Completions CIP Data

CIPCODE	Award Level	Major	Gender	Non Resident Alien	Hispanic / Latino	American Indian or Alaska Native	Asian	Black or African American	Native Hawaiian or Other Pacific Islander	White	Two or more Races	Race/ ethnicity unknown	Total	distance education program
03.0104 Environmental Science	5 - Bachelor's degree	1	Men	0	1	0	0	0	0	7	0	0	8	
			Women	0	0	0	0	0	0	8	0	0	8	
			Total	0	1	0	0	0	0	15	0	0	16	No
03.0104 Environmental Science	7 - Master's degree	1	Men	6	2	0	1	0	0	20	0	0	29	
			Women	2	0	0	1	0	0	28	0	0	31	
			Total	8	2	0	2	0	0	48	0	0	60	No
03.0104 Environmental Science	17 - Doctor's degree - research / scholarship	1	Men	0	0	0	0	0	0	0	0	0	0	
			Women	0	0	0	0	0	0	1	0	0	1	
			Total	0	0	0	0	0	0	1	0	0	1	No
05.0101 African Studies	7 - Master's degree	1	Men	0	0	0	0	0	0	1	0	0	1	
			Women	1	0	0	0	0	0	2	0	0	3	
			Total	1	0	0	0	0	0	3	0	0	4	No
05.0102 American/United States Studies/Civilization	5 - Bachelor's degree	1	Men	0	0	0	0	0	0	2	0	0	2	
			Women	0	0	0	0	0	0	0	0	0	0	
			Total	0	0	0	0	0	0	2	0	0	2	No
05.0102 American/United States Studies/Civilization	17 - Doctor's degree - research / scholarship	1	Men	0	0	0	0	0	0	0	0	0	0	
			Women	0	0	0	0	0	0	0	0	0	0	
			Total	0	0	0	0	0	0	0	0	0	0	No
05.0102 American/United States Studies/Civilization	5 - Bachelor's degree	2	Men	0	0	0	0	0	0	1	0	0	1	
			Women	0	1	0	0	0	0	0	0	0	1	
			Total	0	1	0	0	0	0	1	0	0	2	No
05.0102 American/United States Studies/Civilization	17 - Doctor's degree - research / scholarship	2	Men	0	0	0	0	0	0	2	0	0	2	
			Women	1	0	0	0	0	0	3	0	0	4	
			Total	1	0	0	0	0	0	5	0	0	6	No
05.0104 East Asian Studies	5 - Bachelor's degree	1	Men	0	0	0	1	0	0	2	1	0	4	
			Women	1	0	0	1	0	0	2	2	0	6	
			Total	1	0	0	2	0	0	4	3	0	10	No
05.0104 East Asian Studies	7 - Master's degree	1	Men	0	0	0	0	0	0	1	0	0	1	
			Women	1	0	0	0	0	0	1	0	0	2	
			Total	1	0	0	0	0	0	2	0	0	3	No
05.0107 Latin American Studies	7 - Master's degree	1	Men	1	0	0	0	0	0	1	0	0	2	
			Women	0	2	0	0	0	0	2	0	0	4	
			Total	1	2	0	0	0	0	3	0	0	6	No
05.0110 Russian Studies	7 - Master's degree	1	Men	0	0	0	0	0	0	4	0	0	4	
			Women	0	0	0	0	0	0	4	0	0	4	
			Total	0	0	0	0	0	0	8	0	0	8	No
05.0112 South Asian Studies	5 - Bachelor's degree	1	Men	0	0	0	0	0	0	0	0	0	0	
			Women	0	0	0	0	0	0	2	0	0	2	
			Total	0	0	0	0	0	0	2	0	0	2	No
05.0112 South Asian Studies	5 - Bachelor's degree	2	Men	0	0	0	0	0	0	0	0	0	0	
			Women	0	0	0	0	0	0	1	0	0	1	
			Total	0	0	0	0	0	0	1	0	0	1	No
05.0114	7 - Master's degree	1	Men	0	0	0	0	0	0	3	0	0	3	
			Women	0	0	0	0	0	0	1	0	0	1	



CIPCODE	Award Level	Major	Gender	Non Resident Alien	Hispanic / Latino	American Indian or Alaska Native	Asian	Black or African American	Native Hawaiian or Other Pacific Islander	White	Two or more Races	Race/ ethnicity unknown	Total	distance education program
Ethnic, Cultural Minority, Gender, and Group Studies, Other			Women	1	0	0	0	0	0	4	0	0	5	
			Total	1	0	0	0	0	0	4	0	0	5	No
05.0299 Ethnic, Cultural Minority, Gender, and Group Studies, Other	17 - Doctor's degree - research / scholarship	1	Men	0	0	0	0	0	0	0	0	0	0	
			Women	0	0	0	0	0	0	0	0	0	0	
			Total	0	0	0	0	0	0	0	0	0	0	No
05.0299 Ethnic, Cultural Minority, Gender, and Group Studies, Other	5 - Bachelor's degree	2	Men	0	0	0	0	0	0	1	0	0	1	
			Women	0	1	0	0	0	0	3	0	0	4	
			Total	0	1	0	0	0	0	4	0	0	5	No
09.0101 Speech Communication and Rhetoric	5 - Bachelor's degree	1	Men	2	3	0	0	0	0	28	0	0	33	
			Women	1	6	0	3	5	0	66	1	0	82	
			Total	3	9	0	3	5	0	94	1	0	115	No
09.0101 Speech Communication and Rhetoric	7 - Master's degree	1	Men	0	0	0	0	0	0	0	0	0	0	
			Women	0	0	0	0	0	0	4	0	0	4	
			Total	0	0	0	0	0	0	4	0	0	4	No
09.0101 Speech Communication and Rhetoric	17 - Doctor's degree - research / scholarship	1	Men	0	1	0	0	0	0	2	0	0	3	
			Women	1	0	0	0	0	0	6	0	0	7	
			Total	1	1	0	0	0	0	8	0	0	10	No
09.0101 Speech Communication and Rhetoric	5 - Bachelor's degree	2	Men	1	0	0	0	0	0	8	0	0	9	
			Women	1	3	0	0	0	0	12	0	0	16	
			Total	2	3	0	0	0	0	20	0	0	25	No
09.0102 Mass Communication/Media Studies	17 - Doctor's degree - research / scholarship	1	Men	1	0	0	0	0	0	1	0	0	2	
			Women	3	0	0	0	0	0	2	1	0	6	
			Total	4	0	0	0	0	0	3	1	0	8	No
09.0401 Journalism	5 - Bachelor's degree	1	Men	3	2	0	0	0	0	41	0	0	46	
			Women	8	11	0	4	9	1	153	7	0	193	
			Total	11	13	0	4	9	1	194	7	0	239	No
09.0401 Journalism	7 - Master's degree	1	Men	0	0	0	0	0	0	4	0	0	4	
			Women	9	0	0	0	1	0	5	0	0	15	
			Total	9	0	0	0	1	0	9	0	0	19	No
09.0702 Digital Communication and Media/Multimedia	5 - Bachelor's degree	1	Men	16	9	0	3	4	0	88	5	0	125	
			Women	17	4	0	1	2	1	72	1	1	99	
			Total	33	13	0	4	6	1	160	6	1	224	No
09.0702 Digital Communication and Media/Multimedia	7 - Master's degree	1	Men	0	1	0	0	0	0	2	0	0	3	
			Women	1	0	0	1	0	0	4	0	0	6	
			Total	1	1	0	1	0	0	6	0	0	9	No
09.0702 Digital Communication and Media/Multimedia	5 - Bachelor's degree	2	Men	0	1	0	0	1	0	7	0	0	9	
			Women	1	1	0	1	0	0	13	0	0	16	
			Total	1	2	0	1	1	0	20	0	0	25	No
10.0203 Recording Arts Technology/Technician	5 - Bachelor's degree	1	Men	0	1	0	0	0	0	6	0	0	7	
			Women	0	0	0	0	0	0	4	0	0	4	
			Total	0	1	0	0	0	0	10	0	0	11	No
11.0104 Informatics	5 - Bachelor's degree	1	Men	16	8	0	18	6	1	183	4	0	236	
			Women	5	3	0	5	4	0	53	1	0	71	

CIPCODE	Award Level	Major	Gender	Non Resident Alien	Hispanic / Latino	American Indian or Alaska Native	Asian	Black or African American	Native Hawaiian or Other Pacific Islander	White	Two or more Races	Race/ ethnicity unknown	Total	distance education program
			Total	21	11	0	23	10	1	236	5	0	307	No
11.0104 Informatics	17 - Doctor's degree - research / scholarship	1	Men	5	0	0	1	0	0	4	0	0	10	
			Women	4	0	0	0	0	0	1	0	0	5	
			Total	9	0	0	1	0	0	5	0	0	15	No
11.0701 Computer Science	5 - Bachelor's degree	1	Men	6	1	0	6	2	0	55	3	0	73	
			Women	3	0	0	2	0	0	9	2	1	17	
			Total	9	1	0	8	2	0	64	5	1	90	No
11.0701 Computer Science	7 - Master's degree	1	Men	81	0	0	1	0	0	6	0	0	88	
			Women	31	0	0	0	0	0	0	0	0	31	
			Total	112	0	0	1	0	0	6	0	0	119	No
11.0701 Computer Science	17 - Doctor's degree - research / scholarship	1	Men	7	0	0	0	0	0	1	0	0	8	
			Women	2	0	0	0	0	0	0	0	0	2	
			Total	9	0	0	0	0	0	1	0	0	10	No
11.0701 Computer Science	5 - Bachelor's degree	2	Men	0	1	0	1	0	0	8	1	0	11	
			Women	0	0	0	0	0	0	0	0	0	0	
			Total	0	1	0	1	0	0	8	1	0	11	No
11.1003 Computer and Information Systems Security/Information Assurance	7 - Master's degree	1	Men	4	0	0	0	1	0	6	0	0	11	
			Women	2	0	0	0	0	0	0	0	0	2	
			Total	6	0	0	0	1	0	6	0	0	13	No
11.1005 Information Technology Project Management	6 - Postbaccalaureate certificates	1	Men	0	0	0	0	0	0	0	0	0	0	
			Women	0	0	0	0	0	0	1	0	0	1	
			Total	0	0	0	0	0	0	1	0	0	1	No
13.0101 Education, General	7 - Master's degree	1	Men	0	0	0	0	1	0	0	0	0	1	
			Women	0	0	0	0	0	0	2	0	0	2	
			Total	0	0	0	0	1	0	2	0	0	3	No
13.0301 Curriculum and Instruction	17 - Doctor's degree - research / scholarship	1	Men	1	2	0	0	0	0	1	0	0	4	
			Women	1	0	0	0	0	0	6	0	0	7	
			Total	2	2	0	0	0	0	7	0	0	11	No
13.0401 Educational Leadership and Administration, General	7 - Master's degree	1	Men	0	0	0	0	0	0	5	0	0	5	
			Women	0	0	0	0	0	0	10	0	0	10	
			Total	0	0	0	0	0	0	15	0	0	15	Yes
13.0401 Educational Leadership and Administration, General	17 - Doctor's degree - research / scholarship	1	Men	0	0	0	0	0	0	3	0	0	3	
			Women	0	0	0	0	0	0	4	0	0	4	
			Total	0	0	0	0	0	0	7	0	0	7	No
13.0406 Higher Education/Higher Education Administration	17 - Doctor's degree - research / scholarship	1	Men	0	0	0	0	0	0	1	0	0	1	
			Women	0	2	0	0	1	0	1	1	0	5	
			Total	0	2	0	0	1	0	2	1	0	6	No
13.0501 Educational/Instructional Technology	6 - Postbaccalaureate certificates	1	Men	0	0	0	0	0	0	1	0	1	2	
			Women	0	0	0	0	0	0	2	0	0	2	
			Total	0	0	0	0	0	0	3	0	1	4	Yes
13.0501 Educational/Instructional Technology	7 - Master's degree	1	Men	3	0	0	0	0	0	5	0	0	8	
			Women	1	0	0	0	0	0	9	0	0	10	

CIPCODE	Award Level	Major	Gender	Non Resident Alien	Hispanic / Latino	American Indian or Alaska Native	Asian	Black or African American	Native Hawaiian or Other Pacific Islander	White	Two or more Races	Race/ ethnicity unknown	Total	distance education program
			Total	4	0	0	0	0	0	14	0	0	18	Yes
13.0501	17 - Doctor's degree	1	Men	2	0	0	0	0	0	0	0	0	2	
Educational/Instructional Technology	- research / scholarship		Women	2	0	0	0	0	0	1	0	0	3	
			Total	4	0	0	0	0	0	1	0	0	5	Yes
13.0601	17 - Doctor's degree	1	Men	0	0	0	0	0	0	1	0	0	1	
Educational Evaluation and Research	- research / scholarship		Women	1	0	0	0	0	0	0	0	0	1	
			Total	1	0	0	0	0	0	1	0	0	2	No
13.0701	7 - Master's degree	1	Men	0	0	0	0	0	0	0	0	0	0	
International and Comparative Education			Women	1	0	0	0	0	0	1	0	0	2	
			Total	1	0	0	0	0	0	1	0	0	2	No
13.0901	7 - Master's degree	1	Men	0	0	0	0	0	0	1	0	0	1	
Social and Philosophical Foundations of Education			Women	0	0	0	0	0	0	0	0	0	0	
			Total	0	0	0	0	0	0	1	0	0	1	No
13.0901	17 - Doctor's degree	1	Men	0	2	0	0	0	0	1	0	0	3	
Social and Philosophical Foundations of Education	- research / scholarship		Women	2	1	0	0	0	0	3	0	0	6	
			Total	2	3	0	0	0	0	4	0	0	9	No
13.1001	5 - Bachelor's degree	1	Men	0	0	0	0	0	0	2	0	0	2	
Special Education and Teaching, General			Women	0	1	1	2	1	0	53	0	0	58	
			Total	0	1	1	2	1	0	55	0	0	60	No
13.1001	7 - Master's degree	1	Men	0	0	0	0	0	0	0	0	0	0	
Special Education and Teaching, General			Women	1	0	0	0	0	0	4	0	0	5	
			Total	1	0	0	0	0	0	4	0	0	5	Yes
13.1001	17 - Doctor's degree	1	Men	0	0	0	1	0	0	0	0	0	1	
Special Education and Teaching, General	- research / scholarship		Women	0	0	0	0	0	0	1	0	0	1	
			Total	0	0	0	1	0	0	1	0	0	2	No
13.1101	7 - Master's degree	1	Men	0	0	0	0	0	0	12	0	0	12	
Counselor Education/School Counseling and Guidance Services			Women	1	1	0	0	0	0	30	1	0	33	
			Total	1	1	0	0	0	0	42	1	0	45	No
13.1101	17 - Doctor's degree	1	Men	0	0	0	0	0	0	1	0	0	1	
Counselor Education/School Counseling and Guidance Services	- research / scholarship		Women	1	0	0	0	1	0	8	0	0	10	
			Total	1	0	0	0	1	0	9	0	0	11	No
13.1102	7 - Master's degree	1	Men	1	0	0	0	1	0	12	0	0	14	
College Student Counseling and Personnel Services			Women	1	4	0	1	3	0	22	1	0	32	
			Total	2	4	0	1	4	0	34	1	0	46	No
13.1201	7 - Master's degree	1	Men	1	0	0	0	0	0	3	0	0	4	
Adult and Continuing Education and Teaching			Women	0	0	0	0	0	0	15	0	0	15	
			Total	1	0	0	0	0	0	18	0	0	19	Yes
13.1202	5 - Bachelor's degree	1	Men	0	0	0	0	0	0	11	0	0	11	
Elementary Education and Teaching			Women	1	3	0	0	1	0	92	3	0	100	
			Total	1	3	0	0	1	0	103	3	0	111	No
13.1202	7 - Master's degree	1	Men	1	0	0	0	0	0	6	0	0	7	

CIPCODE	Award Level	Major	Gender	Non Resident Alien	Hispanic / Latino	American Indian or Alaska Native	Asian	Black or African American	Native Hawaiian or Other Pacific Islander	White	Two or more Races	Race/ ethnicity unknown	Total	distance education program	
Elementary Education and Teaching			Women	2	2	0	0	1	0	21	1	0	27		
			Total	3	2	0	0	1	0	27	1	0	34	No	
13.1205 Secondary Education and Teaching	5 - Bachelor's degree	1	Men	0	1	0	0	1	0	33	0	0	35		
			Women	1	2	0	1	2	0	41	1	0	48		
			Total	1	3	0	1	3	0	74	1	0	83	No	
13.1205 Secondary Education and Teaching	7 - Master's degree	1	Men	0	0	0	0	0	0	1	0	0	1		
			Women	1	0	0	0	0	0	1	0	0	2		
			Total	1	0	0	0	0	0	2	0	0	3	No	
13.1210 Early Childhood Education and Teaching	5 - Bachelor's degree	1	Men	0	0	0	0	0	0	0	0	0	0		
			Women	1	0	0	0	0	0	12	1	0	14		
			Total	1	0	0	0	0	0	12	1	0	14	No	
13.1302 Art Teacher Education	5 - Bachelor's degree	1	Men	0	0	0	0	0	0	1	0	0	1		
			Women	0	0	0	0	1	0	4	0	0	5		
			Total	0	0	0	0	1	0	5	0	0	6	No	
13.1302 Art Teacher Education	7 - Master's degree	1	Men	0	0	0	0	0	0	0	0	0	0		
			Women	1	0	0	0	0	0	2	0	0	3		
			Total	1	0	0	0	0	0	2	0	0	3	No	
13.1307 Health Teacher Education	5 - Bachelor's degree	1	Men	1	1	0	0	3	0	20	1	0	26		
			Women	3	5	1	1	10	0	126	6	0	152		
			Total	4	6	1	1	13	0	146	7	0	178	No	
13.1307 Health Teacher Education	7 - Master's degree	1	Men	2	1	0	0	2	0	4	0	0	9		
			Women	2	0	0	0	0	0	2	1	0	5		
			Total	4	1	0	0	2	0	6	1	0	14	No	
13.1311 Mathematics Teacher Education	5 - Bachelor's degree	1	Men	0	0	0	0	0	0	0	0	0	0		
			Women	0	0	0	0	0	0	0	0	0	0	0	
			Total	0	0	0	0	0	0	0	0	0	0	0	No
13.1312 Music Teacher Education	5 - Bachelor's degree	1	Men	0	0	0	0	1	0	10	0	0	11		
			Women	1	2	0	2	0	0	12	0	0	17		
			Total	1	2	0	2	1	0	22	0	0	28	No	
13.1312 Music Teacher Education	7 - Master's degree	1	Men	0	0	0	0	0	0	3	0	0	3		
			Women	1	1	0	1	0	0	2	0	0	5		
			Total	1	1	0	1	0	0	5	0	0	8	No	
13.1312 Music Teacher Education	17 - Doctor's degree - research / scholarship	1	Men	0	0	0	0	0	0	0	0	0	0		
			Women	0	0	0	0	0	0	1	1	0	2		
			Total	0	0	0	0	0	0	1	1	0	2	No	
13.1318 Social Studies Teacher Education	5 - Bachelor's degree	1	Men	0	0	0	0	0	0	0	0	0	0		
			Women	0	0	0	0	0	0	0	0	0	0	0	
			Total	0	0	0	0	0	0	0	0	0	0	0	No
13.1318 Social Studies Teacher Education	7 - Master's degree	1	Men	0	0	0	0	0	0	0	0	0	0		
			Women	0	0	0	0	0	0	0	0	0	0	0	
			Total	0	0	0	0	0	0	0	0	0	0	0	No
13.1322 Biology Teacher Education	5 - Bachelor's degree	1	Men	0	0	0	0	0	0	0	0	0	0		
			Women	0	0	0	0	0	0	0	0	0	0	0	
			Total	0	0	0	0	0	0	0	0	0	0	0	No
13.1325	5 - Bachelor's degree	1	Men	0	0	0	0	0	0	0	0	0	0		
			Women	0	0	0	0	0	0	1	0	0	1		

CIPCODE	Award Level	Major	Gender	Non Resident Alien	Hispanic / Latino	American Indian or Alaska Native	Asian	Black or African American	Native Hawaiian or Other Pacific Islander	White	Two or more Races	Race/ ethnicity unknown	Total	distance education program
French Language Teacher Education			Total	0	0	0	0	0	0	1	0	0	1	No
13.1326 German Language Teacher Education	5 - Bachelor's degree	1	Men	0	0	0	0	0	0	0	0	0	0	
			Women	0	0	0	0	0	0	0	0	0	0	
			Total	0	0	0	0	0	0	0	0	0	0	No
13.1330 Spanish Language Teacher Education	5 - Bachelor's degree	1	Men	0	0	0	1	0	0	0	0	0	1	
			Women	0	1	0	0	0	0	6	1	0	8	
			Total	0	1	0	1	0	0	6	1	0	9	No
13.1331 Speech Teacher Education	7 - Master's degree	1	Men	1	0	0	0	0	0	1	0	1	3	
			Women	4	1	0	2	0	0	11	0	0	18	
			Total	5	1	0	2	0	0	12	0	1	21	Yes
13.1331 Speech Teacher Education	17 - Doctor's degree - research / scholarship	1	Men	1	0	0	0	0	0	0	0	0	1	
			Women	5	0	0	0	0	0	5	0	0	10	
			Total	6	0	0	0	0	0	5	0	0	11	No
13.1401 Teaching English as a Second or Foreign Language/ESL Language Instructor	6 - Postbaccalaureate certificates	1	Men	0	0	0	0	0	0	1	0	0	1	
			Women	0	0	0	0	0	0	7	0	0	7	
			Total	0	0	0	0	0	0	8	0	0	8	Yes
13.1401 Teaching English as a Second or Foreign Language/ESL Language Instructor	7 - Master's degree	1	Men	0	0	0	0	0	0	3	0	0	3	
			Women	0	0	0	1	0	0	1	0	0	2	
			Total	0	0	0	1	0	0	4	0	0	5	No
15.0701 Occupational Safety and Health Technology/Technician	2 - Awards of at least 1 but less than 2 academic years	1	Men	0	0	0	0	0	0	0	0	0	0	
			Women	0	0	0	0	0	0	1	0	0	1	
			Total	0	0	0	0	0	0	1	0	0	1	No
15.0701 Occupational Safety and Health Technology/Technician	3 - Associate's degree	1	Men	0	0	0	0	0	0	1	0	0	1	
			Women	0	0	0	0	0	0	0	0	0	0	
			Total	0	0	0	0	0	0	1	0	0	1	No
16.0102 Linguistics	5 - Bachelor's degree	1	Men	0	0	0	0	0	0	3	1	1	5	
			Women	1	2	0	0	0	0	7	0	0	10	
			Total	1	2	0	0	0	0	10	1	1	15	No
16.0102 Linguistics	7 - Master's degree	1	Men	1	0	0	0	0	0	4	1	0	6	
			Women	1	0	0	0	0	0	1	0	0	2	
			Total	2	0	0	0	0	0	5	1	0	8	No
16.0102 Linguistics	17 - Doctor's degree - research / scholarship	1	Men	0	0	0	0	0	0	3	0	0	3	
			Women	1	0	0	0	0	0	1	0	0	2	
			Total	1	0	0	0	0	0	4	0	0	5	No
16.0102 Linguistics	5 - Bachelor's degree	2	Men	0	1	0	0	0	0	5	0	0	6	
			Women	0	1	0	0	0	0	7	0	0	8	
			Total	0	2	0	0	0	0	12	0	0	14	No
16.0102 Linguistics	17 - Doctor's degree - research / scholarship	2	Men	0	0	0	0	0	0	1	0	0	1	
			Women	0	0	0	0	0	0	1	0	0	1	
			Total	0	0	0	0	0	0	2	0	0	2	No



CIPCODE	Award Level	Major	Gender	Non Resident Alien	Hispanic / Latino	American Indian or Alaska Native	Asian	Black or African American	Native Hawaiian or Other Pacific Islander	White	Two or more Races	Race/ ethnicity unknown	Total	distance education program
16.0104 Comparative Literature	5 - Bachelor's degree	1	Men	0	0	0	0	0	0	0	0	0	0	
			Women	0	0	0	0	0	0	4	0	0	4	
			Total	0	0	0	0	0	0	4	0	0	4	No
16.0104 Comparative Literature	7 - Master's degree	1	Men	1	0	0	0	0	0	1	0	0	2	
			Women	0	0	0	0	0	0	1	0	0	1	
			Total	1	0	0	0	0	0	2	0	0	3	No
16.0104 Comparative Literature	17 - Doctor's degree - research / scholarship	1	Men	0	0	0	0	0	0	0	0	0	0	
			Women	0	0	0	0	0	0	3	0	0	3	
			Total	0	0	0	0	0	0	3	0	0	3	No
16.0104 Comparative Literature	5 - Bachelor's degree	2	Men	0	0	0	0	0	0	1	0	0	1	
			Women	0	0	0	0	0	0	4	0	0	4	
			Total	0	0	0	0	0	0	5	0	0	5	No
16.0199 Linguistic, Comparative, and Related Language Studies and Services, Other	7 - Master's degree	1	Men	0	0	0	0	0	0	3	0	0	3	
			Women	0	0	0	0	0	0	2	0	0	2	
			Total	0	0	0	0	0	0	5	0	0	5	No
16.0199 Linguistic, Comparative, and Related Language Studies and Services, Other	17 - Doctor's degree - research / scholarship	1	Men	1	0	0	0	0	0	0	0	0	1	
			Women	2	0	0	0	0	0	0	0	0	2	
			Total	3	0	0	0	0	0	0	0	0	3	No
16.0300 East Asian Languages, Literatures, and Linguistics, General	5 - Bachelor's degree	1	Men	0	3	0	1	0	0	7	2	0	13	
			Women	2	1	0	3	0	0	15	0	0	21	
			Total	2	4	0	4	0	0	22	2	0	34	No
16.0301 Chinese Language and Literature	7 - Master's degree	1	Men	0	0	0	0	0	0	2	0	0	2	
			Women	2	0	0	0	1	0	1	0	0	4	
			Total	2	0	0	0	1	0	3	0	0	6	No
16.0301 Chinese Language and Literature	17 - Doctor's degree - research / scholarship	1	Men	1	0	0	0	0	0	0	0	0	1	
			Women	0	0	0	0	0	0	0	0	0	0	
			Total	1	0	0	0	0	0	0	0	0	1	No
16.0302 Japanese Language and Literature	7 - Master's degree	1	Men	0	0	0	0	0	0	1	0	0	1	
			Women	0	0	0	0	0	0	0	0	0	0	
			Total	0	0	0	0	0	0	1	0	0	1	No
16.0400 Slavic Languages, Literatures, and Linguistics, General	5 - Bachelor's degree	1	Men	0	0	0	0	0	0	2	0	0	2	
			Women	0	0	0	0	0	0	0	0	0	0	
			Total	0	0	0	0	0	0	2	0	0	2	No
16.0400 Slavic Languages, Literatures, and Linguistics, General	7 - Master's degree	1	Men	0	0	0	0	0	0	0	0	0	0	
			Women	0	0	0	0	0	0	1	0	0	1	
			Total	0	0	0	0	0	0	1	0	0	1	No
16.0400 Slavic Languages, Literatures, and Linguistics, General	5 - Bachelor's degree	2	Men	0	0	0	0	0	0	2	0	0	2	
			Women	0	0	0	0	0	0	0	0	0	0	
			Total	0	0	0	0	0	0	2	0	0	2	No
16.0500		1	Men	0	0	0	0	0	0	5	0	0	5	



CIPCODE	Award Level	Major	Gender	Non Resident Alien	Hispanic / Latino	American Indian or Alaska Native	Asian	Black or African American	Native Hawaiian or Other Pacific Islander	White	Two or more Races	Race/ ethnicity unknown	Total	distance education program
Portuguese Language and Literature	17 - Doctor's degree - research / scholarship		Total	0	2	0	0	0	0	0	0	0	2	No
16.0905 Spanish Language and Literature	5 - Bachelor's degree	1	Men	0	6	0	0	0	0	7	0	0	13	
			Women	0	6	0	4	2	0	25	1	0	38	
			Total	0	12	0	4	2	0	32	1	0	51	No
16.0905 Spanish Language and Literature	7 - Master's degree	1	Men	0	0	0	0	0	0	3	0	0	3	
			Women	2	3	0	0	0	0	6	0	0	11	
			Total	2	3	0	0	0	0	9	0	0	14	No
16.0905 Spanish Language and Literature	17 - Doctor's degree - research / scholarship	1	Men	1	0	0	0	0	0	2	0	0	3	
			Women	0	1	0	0	0	0	1	0	0	2	
			Total	1	1	0	0	0	0	3	0	0	5	No
16.0905 Spanish Language and Literature	5 - Bachelor's degree	2	Men	0	0	0	2	0	0	10	0	0	12	
			Women	0	7	0	1	1	0	27	1	0	37	
			Total	0	7	0	3	1	0	37	1	0	49	No
16.1100 Middle/Near Eastern and Semitic Languages, Literatures, and Linguistics, General	5 - Bachelor's degree	1	Men	1	0	0	0	0	0	8	0	0	9	
			Women	0	0	0	0	0	0	3	2	0	5	
			Total	1	0	0	0	0	0	11	2	0	14	No
16.1100 Middle/Near Eastern and Semitic Languages, Literatures, and Linguistics, General	7 - Master's degree	1	Men	0	0	0	0	1	0	5	0	0	6	
			Women	1	0	0	0	0	0	5	1	0	7	
			Total	1	0	0	0	1	0	10	1	0	13	No
16.1100 Middle/Near Eastern and Semitic Languages, Literatures, and Linguistics, General	17 - Doctor's degree - research / scholarship	1	Men	3	0	0	0	0	0	1	0	0	4	
			Women	1	0	0	0	0	0	0	0	0	1	
			Total	4	0	0	0	0	0	1	0	0	5	No
16.1100 Middle/Near Eastern and Semitic Languages, Literatures, and Linguistics, General	5 - Bachelor's degree	2	Men	0	0	0	0	0	0	2	0	0	2	
			Women	0	0	0	0	0	0	0	0	0	0	
			Total	0	0	0	0	0	0	2	0	0	2	No
16.1200 Classics and Classical Languages, Literatures, and Linguistics, General	5 - Bachelor's degree	1	Men	0	0	0	0	0	0	3	0	0	3	
			Women	1	0	0	0	0	0	2	0	0	3	
			Total	1	0	0	0	0	0	5	0	0	6	No
16.1200 Classics and Classical Languages, Literatures, and Linguistics, General	7 - Master's degree	1	Men	0	0	0	0	0	0	2	0	0	2	
			Women	0	0	0	0	0	0	2	0	0	2	
			Total	0	0	0	0	0	0	4	0	0	4	No
16.1200 Classics and Classical Languages, Literatures, and Linguistics, General	17 - Doctor's degree - research / scholarship	1	Men	0	0	0	0	0	0	0	0	0	0	
			Women	0	0	0	0	0	0	0	0	0	0	
			Total	0	0	0	0	0	0	0	0	0	0	No
16.1200 Classics and Classical Languages, Literatures, and Linguistics, General	5 - Bachelor's degree	2	Men	0	0	0	0	0	0	0	0	0	0	
			Women	0	0	0	0	0	0	3	0	0	3	





CIPCODE	Award Level	Major	Gender	Non Resident Alien	Hispanic / Latino	American Indian or Alaska Native	Asian	Black or African American	Native Hawaiian or Other Pacific Islander	White	Two or more Races	Race/ ethnicity unknown	Total	distance education program
26.0502 Microbiology, General	5 - Bachelor's degree	1	Total	0	0	0	0	0	0	0	0	0	0	No
			Men	0	1	0	1	0	0	7	0	0	9	
			Women	2	0	0	2	1	0	11	2	1	19	
26.0502 Microbiology, General	7 - Master's degree	1	Total	2	1	0	3	1	0	18	2	1	28	No
			Men	0	0	0	0	0	0	1	0	0	1	
			Women	1	0	0	0	0	0	0	0	0	1	
26.0502 Microbiology, General	17 - Doctor's degree - research / scholarship	1	Total	1	0	0	0	0	0	1	0	0	2	No
			Men	0	0	0	0	0	0	0	0	0	0	
			Women	3	0	0	0	0	0	2	0	0	5	
26.0701 Zoology/Animal Biology	7 - Master's degree	1	Total	3	0	0	0	0	0	2	0	0	5	No
			Men	0	0	0	0	0	0	0	0	0	0	
			Women	0	0	0	0	0	0	0	0	0	0	
26.0708 Animal Behavior and Ethology	5 - Bachelor's degree	1	Total	0	0	0	0	0	0	0	0	0	0	No
			Men	0	0	0	0	0	0	0	0	0	0	
			Women	0	0	0	0	0	0	2	0	0	2	
26.0901 Physiology, General	7 - Master's degree	1	Total	0	0	0	0	0	0	0	0	0	0	No
			Men	0	0	0	0	0	0	0	0	0	0	
			Women	0	0	0	0	0	0	0	0	0	0	
26.0909 Vision Science/Physiological Optics	5 - Bachelor's degree	1	Total	0	0	0	0	0	0	4	0	0	4	No
			Men	0	0	0	0	0	0	2	0	0	2	
			Women	0	0	0	0	0	0	1	0	0	1	
26.0909 Vision Science/Physiological Optics	7 - Master's degree	1	Total	0	0	0	0	0	0	6	0	0	6	No
			Men	3	0	0	0	0	0	2	0	0	5	
			Women	3	0	0	0	0	0	1	0	0	4	
26.0909 Vision Science/Physiological Optics	17 - Doctor's degree - research / scholarship	1	Total	6	0	0	0	0	0	3	0	0	9	No
			Men	1	0	0	0	0	0	0	0	0	1	
			Women	2	0	0	0	0	0	0	0	0	2	
26.0909 Vision Science/Physiological Optics	17 - Doctor's degree - research / scholarship	2	Total	3	0	0	0	0	0	0	0	0	3	No
			Men	0	0	0	0	0	0	1	0	0	1	
			Women	0	0	0	0	0	0	0	0	0	0	
26.1001 Pharmacology	7 - Master's degree	1	Total	0	0	0	0	0	0	1	0	0	1	No
			Men	0	0	0	0	0	0	0	0	0	0	
			Women	0	0	0	0	0	0	1	0	0	1	
26.1001 Pharmacology	17 - Doctor's degree - research / scholarship	1	Total	0	0	0	0	0	0	0	0	0	0	No
			Men	0	0	0	0	0	0	0	0	0	0	
			Women	1	0	0	0	0	0	0	0	0	1	
26.1103 Bioinformatics	7 - Master's degree	1	Total	1	0	0	0	0	0	0	0	0	1	No
			Men	2	0	0	0	0	0	0	0	0	2	
			Women	4	0	0	0	0	0	0	0	0	4	
26.1201 Biotechnology	5 - Bachelor's degree	1	Total	6	0	0	0	0	0	0	0	0	6	No
			Men	1	1	0	0	0	0	5	0	0	7	
			Women	1	0	0	0	1	0	3	0	0	5	
26.1201 Biotechnology	5 - Bachelor's degree	1	Total	2	1	0	0	1	0	8	0	0	12	No
			Men	1	1	0	0	0	0	5	0	0	7	
			Women	1	0	0	0	1	0	3	0	0	5	

CIPCODE	Award Level	Major	Gender	Non Resident Alien	Hispanic / Latino	American Indian or Alaska Native	Asian	Black or African American	Native Hawaiian or Other Pacific Islander	White	Two or more Races	Race/ ethnicity unknown	Total	distance education program
26.1201 Biotechnology	7 - Master's degree	1	Men	1	0	1	0	0	0	3	0	0	5	
			Women	4	0	0	0	0	0	2	0	0	6	
			Total	5	0	1	0	0	0	5	0	0	11	No
26.1309 Epidemiology	17 - Doctor's degree - research / scholarship	1	Men	0	0	0	0	0	0	0	0	0	0	
			Women	0	0	0	0	0	0	1	0	0	1	
			Total	0	0	0	0	0	0	1	0	0	1	No
26.1310 Ecology and Evolutionary Biology	7 - Master's degree	1	Men	0	0	0	0	0	0	0	0	0	0	
			Women	0	0	0	0	0	0	0	0	0	0	
			Total	0	0	0	0	0	0	0	0	0	0	No
26.1310 Ecology and Evolutionary Biology	17 - Doctor's degree - research / scholarship	1	Men	0	0	0	0	0	0	4	0	0	4	
			Women	0	0	0	0	0	0	5	0	0	5	
			Total	0	0	0	0	0	0	9	0	0	9	No
26.1501 Neuroscience	5 - Bachelor's degree	1	Men	0	0	0	9	0	0	25	1	0	35	
			Women	2	3	0	14	1	0	40	1	0	61	
			Total	2	3	0	23	1	0	65	2	0	96	No
26.1501 Neuroscience	17 - Doctor's degree - research / scholarship	1	Men	1	0	0	0	0	0	2	0	0	3	
			Women	1	1	0	0	0	0	2	0	0	4	
			Total	2	1	0	0	0	0	4	0	0	7	No
26.1501 Neuroscience	17 - Doctor's degree - research / scholarship	2	Men	1	0	0	0	0	0	0	0	0	1	
			Women	2	0	0	0	0	0	0	0	0	2	
			Total	3	0	0	0	0	0	0	0	0	3	No
26.9999 Biological and Biomedical Sciences, Other	5 - Bachelor's degree	1	Men	0	1	0	0	1	0	16	3	0	21	
			Women	0	6	0	1	8	0	71	3	0	89	
			Total	0	7	0	1	9	0	87	6	0	110	No
26.9999 Biological and Biomedical Sciences, Other	5 - Bachelor's degree	2	Men	0	0	0	0	0	0	0	0	0	0	
			Women	0	0	0	0	0	0	1	0	0	1	
			Total	0	0	0	0	0	0	1	0	0	1	No
27.0101 Mathematics, General	5 - Bachelor's degree	1	Men	20	2	0	2	1	0	29	2	0	56	
			Women	24	1	0	7	0	1	10	2	0	45	
			Total	44	3	0	9	1	1	39	4	0	101	No
27.0101 Mathematics, General	7 - Master's degree	1	Men	5	0	0	0	0	0	3	0	0	8	
			Women	2	0	0	0	0	0	1	0	0	3	
			Total	7	0	0	0	0	0	4	0	0	11	No
27.0101 Mathematics, General	17 - Doctor's degree - research / scholarship	1	Men	6	0	0	1	0	0	4	0	0	11	
			Women	2	0	0	0	0	0	0	0	0	2	
			Total	8	0	0	1	0	0	4	0	0	13	No
27.0101 Mathematics, General	5 - Bachelor's degree	2	Men	10	1	0	2	0	0	2	0	0	15	
			Women	4	0	0	0	0	0	1	0	0	5	
			Total	14	1	0	2	0	0	3	0	0	20	No
27.0501 Statistics, General	5 - Bachelor's degree	1	Men	1	0	0	0	0	0	1	0	0	2	
			Women	4	0	0	0	0	0	0	0	0	4	
			Total	5	0	0	0	0	0	1	0	0	6	No
27.0501 Statistics, General	7 - Master's degree	1	Men	6	0	0	2	0	0	1	0	0	9	
			Women	6	0	0	0	0	0	2	0	0	8	

CIPCODE	Award Level	Major	Gender	Non Resident Alien	Hispanic / Latino	American Indian or Alaska Native	Asian	Black or African American	Native Hawaiian or Other Pacific Islander	White	Two or more Races	Race/ ethnicity unknown	Total	distance education program
27.0502 Mathematical Statistics and Probability	7 - Master's degree	1	Total	12	0	0	2	0	0	3	0	0	17	No
			Men	4	0	0	0	0	0	3	0	0	7	
			Women	2	0	0	0	0	0	1	0	0	3	
30.0000 Multi-/Interdisciplinary Studies, General	2 - Awards of at least 1 but less than 2 academic years	1	Total	6	0	0	0	0	0	4	0	0	10	No
			Men	0	0	0	0	0	0	0	0	0	0	
			Women	0	0	0	0	0	0	0	0	0	0	
30.0000 Multi-/Interdisciplinary Studies, General	5 - Bachelor's degree	1	Total	0	0	0	0	0	0	0	0	0	0	No
			Men	0	0	0	0	0	0	0	0	0	0	
			Women	0	0	0	0	0	0	0	0	0	0	
30.0000 Multi-/Interdisciplinary Studies, General	6 - Postbaccalaureate certificates	1	Total	0	0	0	0	0	0	0	0	0	0	No
			Men	0	0	0	0	0	0	0	0	0	0	
			Women	0	0	0	0	0	0	0	0	0	0	
30.1101 Gerontology	6 - Postbaccalaureate certificates	1	Total	0	0	0	0	0	0	0	0	0	0	
			Men	0	0	0	0	0	0	0	0	0	0	
			Women	1	0	0	0	0	0	0	0	0	1	
30.2501 Cognitive Science	5 - Bachelor's degree	1	Total	1	0	0	0	0	0	0	0	0	1	Yes
			Men	0	0	0	0	0	0	8	0	0	8	
			Women	0	0	0	1	0	0	2	0	0	3	
30.2501 Cognitive Science	17 - Doctor's degree - research / scholarship	1	Total	0	0	0	1	0	0	10	0	0	11	No
			Men	0	0	0	0	0	1	0	0	1	1	
			Women	0	0	0	1	0	0	0	0	0	1	
30.2501 Cognitive Science	5 - Bachelor's degree	2	Total	0	0	0	0	0	0	2	0	0	2	
			Men	0	0	0	0	0	0	2	0	0	2	
			Women	0	0	0	0	0	0	0	0	0	0	
30.2501 Cognitive Science	17 - Doctor's degree - research / scholarship	2	Total	0	0	0	0	0	0	2	0	0	2	No
			Men	0	0	0	0	0	5	0	0	5		
			Women	0	0	0	0	0	0	0	0	0	0	
30.3001 Computational Science	6 - Postbaccalaureate certificates	1	Total	0	0	0	0	0	0	5	0	0	5	No
			Men	1	0	0	0	0	0	2	0	0	3	
			Women	0	0	0	0	0	0	0	0	0	0	
30.3101 Human Computer Interaction	7 - Master's degree	1	Total	1	0	0	0	0	0	2	0	0	3	Yes
			Men	5	2	0	1	0	0	10	0	0	18	
			Women	15	0	0	2	3	0	6	0	0	26	
31.0101 Parks, Recreation and Leisure Studies	5 - Bachelor's degree	1	Total	20	2	0	3	3	0	16	0	0	44	No
			Men	0	1	0	0	5	0	36	0	0	42	
			Women	1	2	1	0	7	0	111	4	1	127	
31.0101 Parks, Recreation and Leisure Studies	6 - Postbaccalaureate certificates	1	Total	1	3	1	0	12	0	147	4	1	169	No
			Men	0	0	0	0	0	0	0	0	0	0	
			Women	0	0	0	0	0	0	1	0	0	1	
31.0101 Parks, Recreation and Leisure Studies	7 - Master's degree	1	Total	0	0	0	0	0	0	1	0	0	1	No
			Men	0	0	0	0	0	0	3	0	0	3	
			Women	2	0	0	0	0	0	3	0	0	5	
31.0505 Kinesiology and Exercise Science	5 - Bachelor's degree	1	Total	2	0	0	0	0	0	6	0	0	8	No
			Men	5	13	0	8	6	0	187	3	2	224	
			Women	3	8	0	2	6	0	141	5	0	165	
			Total	8	21	0	10	12	0	328	8	2	389	No



CIPCODE	Award Level	Major	Gender	Non Resident Alien	Hispanic / Latino	American Indian or Alaska Native	Asian	Black or African American	Native Hawaiian or Other Pacific Islander	White	Two or more Races	Race/ ethnicity unknown	Total	distance education program	
31.0505 Kinesiology and Exercise Science	7 - Master's degree	1	Men	3	0	1	0	1	0	21	0	0	26		
			Women	0	0	0	0	1	0	10	0	0	11		
			Total	3	0	1	0	2	0	31	0	0	37	No	
31.0505 Kinesiology and Exercise Science	17 - Doctor's degree - research / scholarship	1	Men	1	0	0	0	0	0	4	0	0	5		
			Women	1	0	0	0	1	0	2	0	0	4		
			Total	2	0	0	0	1	0	6	0	0	9	No	
31.9999 Parks, Recreation, Leisure, and Fitness Studies, Other	17 - Doctor's degree - research / scholarship	1	Men	0	0	0	0	0	0	0	0	0	0		
			Women	1	0	0	0	0	0	0	0	0	0	1	
			Total	1	0	0	0	0	0	0	0	0	0	1	No
38.0101 Philosophy	5 - Bachelor's degree	1	Men	0	0	0	0	0	0	19	0	0	19		
			Women	0	0	0	0	0	0	3	0	0	3		
			Total	0	0	0	0	0	0	22	0	0	22	No	
38.0101 Philosophy	7 - Master's degree	1	Men	1	0	0	0	0	0	3	0	0	4		
			Women	0	0	0	0	0	0	2	0	0	2		
			Total	1	0	0	0	0	0	5	0	0	6	No	
38.0101 Philosophy	17 - Doctor's degree - research / scholarship	1	Men	0	0	0	0	0	0	1	0	0	1		
			Women	1	0	0	0	0	0	0	0	0	0	1	
			Total	1	0	0	0	0	0	1	0	0	2	No	
38.0101 Philosophy	5 - Bachelor's degree	2	Men	0	1	0	0	0	0	2	0	0	3		
			Women	0	0	0	0	0	0	0	0	0	0	0	
			Total	0	1	0	0	0	0	2	0	0	3	No	
38.0201 Religion/Religious Studies	5 - Bachelor's degree	1	Men	0	0	0	0	1	0	4	0	0	5		
			Women	0	1	0	0	1	0	6	0	0	8		
			Total	0	1	0	0	2	0	10	0	0	13	No	
38.0201 Religion/Religious Studies	7 - Master's degree	1	Men	0	0	0	0	0	0	3	0	0	3		
			Women	0	0	0	0	0	0	0	0	0	0		
			Total	0	0	0	0	0	0	3	0	0	3	No	
38.0201 Religion/Religious Studies	17 - Doctor's degree - research / scholarship	1	Men	0	0	0	2	0	0	0	0	0	2		
			Women	0	0	0	0	0	0	2	0	0	2		
			Total	0	0	0	2	0	0	2	0	0	4	No	
38.0201 Religion/Religious Studies	5 - Bachelor's degree	2	Men	0	0	0	0	0	0	3	0	0	3		
			Women	0	0	0	0	0	0	4	0	0	4		
			Total	0	0	0	0	0	0	7	0	0	7	No	
38.0201 Religion/Religious Studies	17 - Doctor's degree - research / scholarship	2	Men	0	0	0	0	0	0	0	0	0	0		
			Women	0	0	0	0	0	0	1	0	0	1		
			Total	0	0	0	0	0	0	1	0	0	1	No	
38.0206 Jewish/Judaic Studies	5 - Bachelor's degree	1	Men	0	0	0	0	0	0	2	0	0	2		
			Women	0	2	0	0	0	0	4	0	0	6		
			Total	0	2	0	0	0	0	6	0	0	8	No	
38.0206 Jewish/Judaic Studies	7 - Master's degree	1	Men	0	0	0	0	0	0	0	0	0	0		
			Women	0	0	0	0	0	0	0	0	0	0	0	
			Total	0	0	0	0	0	0	0	0	0	0	0	No
38.0206 Jewish/Judaic Studies	5 - Bachelor's degree	2	Men	0	0	0	0	0	0	3	0	0	3		
			Women	0	0	0	0	0	0	2	0	0	2		
			Total	0	0	0	0	0	0	5	0	0	5	No	





CIPCODE	Award Level	Major	Gender	Non Resident Alien	Hispanic / Latino	American Indian or Alaska Native	Asian	Black or African American	Native Hawaiian or Other Pacific Islander	White	Two or more Races	Race/ ethnicity unknown	Total	distance education program
Public Administration	6 - Postbaccalaureate certificates		Women	0	0	0	0	0	0	1	0	0	1	
			Total	0	0	0	0	0	0	1	0	0	1	No
44.0401 Public Administration	7 - Master's degree	1	Men	17	3	0	4	2	0	75	1	1	103	
			Women	17	4	0	2	4	0	84	2	0	113	
			Total	34	7	0	6	6	0	159	3	1	216	Yes
44.0401 Public Administration	17 - Doctor's degree - research / scholarship	1	Men	0	0	0	0	0	0	1	0	0	1	
			Women	0	0	0	1	1	0	1	0	0	3	
			Total	0	0	0	1	1	0	2	0	0	4	No
44.0501 Public Policy Analysis, General	17 - Doctor's degree - research / scholarship	1	Men	1	0	0	0	0	0	1	0	0	2	
			Women	0	0	0	0	0	0	1	0	0	1	
			Total	1	0	0	0	0	0	2	0	0	3	No
45.0201 Anthropology	5 - Bachelor's degree	1	Men	0	0	0	0	0	0	12	0	0	12	
			Women	0	0	0	1	0	0	46	2	0	49	
			Total	0	0	0	1	0	0	58	2	0	61	No
45.0201 Anthropology	7 - Master's degree	1	Men	2	1	1	0	0	0	2	0	0	6	
			Women	3	0	0	2	0	0	10	0	0	15	
			Total	5	1	1	2	0	0	12	0	0	21	No
45.0201 Anthropology	17 - Doctor's degree - research / scholarship	1	Men	0	1	1	1	0	0	5	0	0	8	
			Women	1	0	0	0	0	0	4	2	0	7	
			Total	1	1	1	1	0	0	9	2	0	15	No
45.0201 Anthropology	5 - Bachelor's degree	2	Men	0	0	0	0	0	0	2	0	0	2	
			Women	0	0	0	0	0	0	8	1	0	9	
			Total	0	0	0	0	0	0	10	1	0	11	No
45.0601 Economics, General	5 - Bachelor's degree	1	Men	134	4	0	14	1	0	97	3	1	254	
			Women	72	1	0	4	1	0	8	1	0	87	
			Total	206	5	0	18	2	0	105	4	1	341	No
45.0601 Economics, General	7 - Master's degree	1	Men	5	0	0	0	0	0	4	0	0	9	
			Women	2	0	0	0	0	0	0	0	0	2	
			Total	7	0	0	0	0	0	4	0	0	11	No
45.0601 Economics, General	17 - Doctor's degree - research / scholarship	1	Men	4	0	0	0	0	0	0	0	0	4	
			Women	2	0	0	1	0	0	1	0	0	4	
			Total	6	0	0	1	0	0	1	0	0	8	No
45.0601 Economics, General	5 - Bachelor's degree	2	Men	10	0	0	0	0	0	8	0	0	18	
			Women	7	0	0	0	1	0	3	0	0	11	
			Total	17	0	0	0	1	0	11	0	0	29	No
45.0701 Geography	5 - Bachelor's degree	1	Men	2	0	0	1	0	0	10	0	0	13	
			Women	0	0	0	0	0	0	4	0	0	4	
			Total	2	0	0	1	0	0	14	0	0	17	No
45.0701 Geography	7 - Master's degree	1	Men	0	0	0	0	0	0	1	0	0	1	
			Women	0	0	0	0	0	0	0	0	0	0	
			Total	0	0	0	0	0	0	1	0	0	1	No
45.0701 Geography	17 - Doctor's degree - research / scholarship	1	Men	0	0	0	0	0	0	0	0	0	0	
			Women	0	0	0	0	0	0	1	0	0	1	
			Total	0	0	0	0	0	0	1	0	0	1	No
45.0701		2	Men	0	0	0	0	0	0	3	0	0	3	

CIPCODE	Award Level	Major	Gender	Non Resident Alien	Hispanic / Latino	American Indian or Alaska Native	Asian	Black or African American	Native Hawaiian or Other Pacific Islander	White	Two or more Races	Race/ ethnicity unknown	Total	distance education program
Geography	5 - Bachelor's degree		Women	0	0	0	0	0	0	3	0	0	3	
			Total	0	0	0	0	0	0	6	0	0	6	No
45.0901 International Relations and Affairs	5 - Bachelor's degree	1	Men	0	2	0	0	0	0	18	1	0	21	
			Women	2	1	0	3	0	0	34	3	0	43	
			Total	2	3	0	3	0	0	52	4	0	64	No
45.0901 International Relations and Affairs	5 - Bachelor's degree	2	Men	0	1	0	0	0	0	1	0	0	2	
			Women	0	0	0	0	0	0	3	0	0	3	
			Total	0	1	0	0	0	0	4	0	0	5	No
45.1001 Political Science and Government, General	5 - Bachelor's degree	1	Men	4	4	0	3	3	0	67	1	1	83	
			Women	0	5	0	0	1	0	28	0	1	35	
			Total	4	9	0	3	4	0	95	1	2	118	No
45.1001 Political Science and Government, General	7 - Master's degree	1	Men	0	0	0	0	0	0	4	0	0	4	
			Women	0	0	0	0	0	0	1	0	0	1	
			Total	0	0	0	0	0	0	5	0	0	5	No
45.1001 Political Science and Government, General	17 - Doctor's degree - research / scholarship	1	Men	3	0	0	1	0	0	5	0	0	9	
			Women	0	0	0	0	0	0	4	0	0	4	
			Total	3	0	0	1	0	0	9	0	0	13	No
45.1001 Political Science and Government, General	5 - Bachelor's degree	2	Men	2	2	0	0	0	0	16	1	0	21	
			Women	1	1	0	1	0	0	9	1	0	13	
			Total	3	3	0	1	0	0	25	2	0	34	No
45.1101 Sociology	5 - Bachelor's degree	1	Men	2	1	0	1	1	0	13	1	0	19	
			Women	0	1	0	0	0	0	27	1	0	29	
			Total	2	2	0	1	1	0	40	2	0	48	No
45.1101 Sociology	7 - Master's degree	1	Men	1	0	0	0	1	0	3	0	0	5	
			Women	2	0	0	0	0	0	4	0	0	6	
			Total	3	0	0	0	1	0	7	0	0	11	No
45.1101 Sociology	17 - Doctor's degree - research / scholarship	1	Men	0	0	0	0	0	0	4	0	0	4	
			Women	0	0	0	1	2	0	8	0	0	11	
			Total	0	0	0	1	2	0	12	0	0	15	No
45.1101 Sociology	5 - Bachelor's degree	2	Men	1	0	0	0	1	0	8	0	0	10	
			Women	1	1	0	0	1	0	14	0	0	17	
			Total	2	1	0	0	2	0	22	0	0	27	No
45.1101 Sociology	17 - Doctor's degree - research / scholarship	2	Men	0	0	0	0	0	0	0	0	0	0	
			Women	1	0	0	0	0	0	0	0	0	1	
			Total	1	0	0	0	0	0	0	0	0	1	No
47.0404 Musical Instrument Fabrication and Repair	3 - Associate's degree	1	Men	0	0	0	0	0	0	2	0	0	2	
			Women	0	0	0	0	0	0	1	0	0	1	
			Total	0	0	0	0	0	0	3	0	0	3	No
50.0302 Ballet	5 - Bachelor's degree	1	Men	0	0	0	0	0	0	0	0	0	0	
			Women	0	0	0	0	0	0	1	0	0	1	
			Total	0	0	0	0	0	0	1	0	0	1	No
50.0408 Interior Design	5 - Bachelor's degree	1	Men	0	1	0	0	0	0	1	0	0	2	
			Women	2	3	0	0	0	0	20	0	0	25	
			Total	2	4	0	0	0	0	21	0	0	27	No
50.0501	5 - Bachelor's degree	1	Men	0	0	0	0	0	0	16	0	0	16	
			Women	1	1	0	0	1	0	18	1	0	22	



CIPCODE	Award Level	Major	Gender	Non Resident Alien	Hispanic / Latino	American Indian or Alaska Native	Asian	Black or African American	Native Hawaiian or Other Pacific Islander	White	Two or more Races	Race/ ethnicity unknown	Total	distance education program
	17 - Doctor's degree - research / scholarship		Total	0	1	0	0	0	0	2	0	0	3	No
50.0903 Music Performance, General	5 - Bachelor's degree	1	Men	1	5	0	3	1	0	39	6	1	56	
			Women	4	0	0	6	0	0	25	0	0	35	
			Total	5	5	0	9	1	0	64	6	1	91	No
50.0903 Music Performance, General	6 - Postbaccalaureate certificates	1	Men	0	0	0	0	0	0	0	0	0	0	
			Women	1	1	0	0	0	0	1	0	0	3	
			Total	1	1	0	0	0	0	1	0	0	3	No
50.0903 Music Performance, General	7 - Master's degree	1	Men	14	8	0	3	1	1	74	2	0	103	
			Women	27	3	0	7	2	0	24	2	0	65	
			Total	41	11	0	10	3	1	98	4	0	168	No
50.0903 Music Performance, General	17 - Doctor's degree - research / scholarship	1	Men	3	0	0	0	0	0	19	0	0	22	
			Women	7	1	0	5	1	0	9	0	0	23	
			Total	10	1	0	5	1	0	28	0	0	45	No
50.0905 Musicology and Ethnomusicology	7 - Master's degree	1	Men	0	0	0	0	0	0	1	0	0	1	
			Women	0	0	0	0	0	0	2	0	0	2	
			Total	0	0	0	0	0	0	3	0	0	3	No
50.0905 Musicology and Ethnomusicology	17 - Doctor's degree - research / scholarship	1	Men	0	0	0	0	0	0	1	1	0	2	
			Women	0	0	0	1	0	0	3	0	0	4	
			Total	0	0	0	1	0	0	4	1	0	6	No
50.0907 Keyboard Instruments	6 - Postbaccalaureate certificates	1	Men	2	0	0	1	0	0	0	0	0	3	
			Women	16	0	0	0	0	0	0	0	0	16	
			Total	18	0	0	1	0	0	0	0	0	19	No
50.0908 Voice and Opera	2 - Awards of at least 1 but less than 2 academic years	1	Men	1	0	0	0	0	0	0	0	0	1	
			Women	0	0	0	0	0	0	0	0	0	0	
			Total	1	0	0	0	0	0	0	0	0	1	No
50.0908 Voice and Opera	6 - Postbaccalaureate certificates	1	Men	1	0	0	0	0	0	0	0	0	1	
			Women	2	0	0	0	1	0	1	0	0	4	
			Total	3	0	0	0	1	0	1	0	0	5	No
50.0911 Stringed Instruments	2 - Awards of at least 1 but less than 2 academic years	1	Men	0	0	0	0	0	0	0	0	0	0	
			Women	1	0	0	0	0	0	0	0	0	1	
			Total	1	0	0	0	0	0	0	0	0	1	No
50.0911 Stringed Instruments	6 - Postbaccalaureate certificates	1	Men	7	0	0	0	0	0	2	0	0	9	
			Women	8	0	0	0	0	0	3	1	0	12	
			Total	15	0	0	0	0	0	5	1	0	21	No
50.0914 Brass Instruments	6 - Postbaccalaureate certificates	1	Men	0	0	0	0	0	0	1	0	0	1	
			Women	1	0	0	0	0	0	0	0	0	1	
			Total	1	0	0	0	0	0	1	0	0	2	No
50.0915 Woodwind Instruments	2 - Awards of at least 1 but less than 2 academic years	1	Men	0	0	0	0	0	0	0	0	0	0	
			Women	1	0	0	0	0	0	0	0	0	1	
			Total	1	0	0	0	0	0	0	0	0	1	No
50.0915 Woodwind Instruments	6 - Postbaccalaureate certificates	1	Men	1	1	0	0	0	0	1	0	0	3	
			Women	2	0	0	0	0	0	3	0	0	5	
			Total	3	1	0	0	0	0	4	0	0	8	No
50.0916		1	Men	0	0	0	0	0	0	2	0	0	2	

CIPCODE	Award Level	Major	Gender	Non Resident Alien	Hispanic / Latino	American Indian or Alaska Native	Asian	Black or African American	Native Hawaiian or Other Pacific Islander	White	Two or more Races	Race/ ethnicity unknown	Total	distance education program
Percussion Instruments	6 - Postbaccalaureate certificates		Women	0	0	0	0	0	0	0	0	0	0	
			Total	0	0	0	0	0	0	2	0	0	2	No
50.0999 Music, Other	5 - Bachelor's degree	1	Men	0	0	0	0	1	0	7	2	0	10	
			Women	0	0	0	2	0	0	19	2	0	23	
			Total	0	0	0	2	1	0	26	4	0	33	No
50.1002 Fine and Studio Arts Management	5 - Bachelor's degree	1	Men	0	1	0	1	2	0	18	0	0	22	
			Women	4	2	0	1	2	1	32	1	0	43	
			Total	4	3	0	2	4	1	50	1	0	65	No
50.1002 Fine and Studio Arts Management	7 - Master's degree	1	Men	1	0	0	0	0	0	3	0	0	4	
			Women	11	3	0	0	0	0	17	0	0	31	
			Total	12	3	0	0	0	0	20	0	0	35	No
51.0204 Audiology/Audiologist and Speech-Language Pathology/Pathologist	5 - Bachelor's degree	1	Men	0	1	0	1	0	0	4	1	0	7	
			Women	0	5	0	3	1	0	97	6	0	112	
			Total	0	6	0	4	1	0	101	7	0	119	No
51.0204 Audiology/Audiologist and Speech-Language Pathology/Pathologist	7 - Master's degree	1	Men	0	0	0	0	0	0	0	0	0	0	
			Women	0	2	0	0	1	0	19	1	0	23	
			Total	0	2	0	0	1	0	19	1	0	23	No
51.0204 Audiology/Audiologist and Speech-Language Pathology/Pathologist	17 - Doctor's degree - research / scholarship	1	Men	0	0	0	0	0	0	0	0	0	0	
			Women	1	0	0	0	0	0	0	0	0	1	
			Total	1	0	0	0	0	0	0	0	0	1	No
51.0204 Audiology/Audiologist and Speech-Language Pathology/Pathologist	18 - Doctor's degree - professional practice	1	Men	0	0	0	0	0	0	0	0	0	0	
			Women	0	0	0	0	1	0	5	0	0	6	
			Total	0	0	0	0	1	0	5	0	0	6	No
51.0204 Audiology/Audiologist and Speech-Language Pathology/Pathologist	5 - Bachelor's degree	2	Men	0	0	0	0	0	0	0	0	0	0	
			Women	0	0	0	0	0	0	3	0	0	3	
			Total	0	0	0	0	0	0	3	0	0	3	No
51.0204 Audiology/Audiologist and Speech-Language Pathology/Pathologist	17 - Doctor's degree - research / scholarship	2	Men	0	0	0	0	0	0	0	0	0	0	
			Women	0	0	0	0	0	0	1	0	0	1	
			Total	0	0	0	0	0	0	1	0	0	1	No
51.0913 Athletic Training/Trainer	5 - Bachelor's degree	1	Men	0	0	0	0	1	0	4	2	0	7	
			Women	0	0	0	0	1	0	6	0	0	7	
			Total	0	0	0	0	2	0	10	2	0	14	No
51.1701 Optometry	18 - Doctor's degree - professional practice	1	Men	1	0	0	0	0	0	28	1	0	30	
			Women	2	1	0	4	4	0	34	0	0	45	
			Total	3	1	0	4	4	0	62	1	0	75	No
51.1802 Optometric Technician/Assistant	2 - Awards of at least 1 but less than 2 academic years	1	Men	0	0	0	0	0	0	0	0	0	0	
			Women	0	1	0	1	1	0	6	0	0	9	
			Total	0	1	0	1	1	0	6	0	0	9	No
51.1802 Optometric Technician/Assistant	3 - Associate's degree	1	Men	0	0	0	0	0	0	1	0	0	1	
			Women	0	0	0	0	0	0	2	0	0	2	
			Total	0	0	0	0	0	0	3	0	0	3	No





CIPCODE	Award Level	Major	Gender	Non Resident Alien	Hispanic / Latino	American Indian or Alaska Native	Asian	Black or African American	Native Hawaiian or Other Pacific Islander	White	Two or more Races	Race/ ethnicity unknown	Total	distance education program
Labor Studies	5 - Bachelor's degree		Women	0	0	0	0	0	0	0	0	0	0	
			Total	0	0	0	0	0	0	0	0	0	0	Yes
54.0101 History, General	5 - Bachelor's degree	1	Men	0	3	0	2	1	0	39	1	0	46	
			Women	0	2	0	2	0	0	22	0	0	26	
			Total	0	5	0	4	1	0	61	1	0	72	No
54.0101 History, General	7 - Master's degree	1	Men	0	1	0	0	0	0	4	0	0	5	
			Women	0	1	0	0	0	0	4	0	0	5	
			Total	0	2	0	0	0	0	8	0	0	10	No
54.0101 History, General	17 - Doctor's degree - research / scholarship	1	Men	2	1	0	0	2	0	2	0	0	7	
			Women	1	0	0	0	0	0	5	0	0	6	
			Total	3	1	0	0	2	0	7	0	0	13	No
54.0101 History, General	5 - Bachelor's degree	2	Men	0	0	0	0	0	0	5	0	0	5	
			Women	0	3	0	0	0	0	4	0	0	7	
			Total	0	3	0	0	0	0	9	0	0	12	No
54.0104 History and Philosophy of Science and Technology	7 - Master's degree	1	Men	0	0	0	0	0	0	3	0	0	3	
			Women	0	0	0	0	0	0	1	0	0	1	
			Total	0	0	0	0	0	0	4	0	0	4	No
54.0104 History and Philosophy of Science and Technology	17 - Doctor's degree - research / scholarship	1	Men	0	0	0	0	0	0	2	0	0	2	
			Women	0	0	0	0	0	0	0	0	0	0	
			Total	0	0	0	0	0	0	2	0	0	2	No

**Completions: total by first major**

99.0000 Summary Grand Totals	Award Level	Nonresident alien	Hispanic Latino	American Indian or Alaska Native	Asian	Black or African American	Native Hawaiian or Other Pacific Islander	White	Two or more Races	Race/ethnicity unknown	Total	PY Total
<b>Awards of at least 1 but less than 2 academic years</b>	<b>2</b>											
Men		7	3	1	4	2	0	85	2	1	105	104
Women		11	4	0	2	5	0	46	4	0	72	57
<b>Total</b>		18	7	1	6	7	0	131	6	1	177	161
<b>Associate's degree</b>	<b>3</b>											
Men		0	0	0	0	0	0	7	0	0	7	2
Women		0	0	0	0	0	0	7	0	0	7	8
<b>Total</b>		0	0	0	0	0	0	14	0	0	14	10
<b>Bachelor's degree</b>	<b>5</b>											
Men		434	153	1	156	103	1	2549	87	13	3497	3305
Women		441	165	5	158	159	4	2801	99	10	3842	3510
<b>Total</b>		875	318	6	314	262	5	5350	186	23	7339	6815
<b>Postbaccalaureate certificates</b>	<b>6</b>											
Men		26	4	0	32	5	0	37	1	9	114	130
Women		37	1	0	5	4	0	30	2	5	84	73
<b>Total</b>		63	5	0	37	9	0	67	3	14	198	203
<b>Master's degree</b>	<b>7</b>											
Men		388	40	3	63	37	1	786	21	37	1376	1289
Women		313	42	0	42	39	0	643	18	14	1111	1146
<b>Total</b>		701	82	3	105	76	1	1429	39	51	2487	2435
<b>Doctor's degree - research / scholarship</b>	<b>17</b>											
Men		77	11	1	8	4	0	137	1	0	239	229
Women		81	11	1	19	11	0	147	5	0	275	229
<b>Total</b>		158	22	2	27	15	0	284	6	0	514	458

99.0000 Summary Grand Totals	Award Level	Nonresident alien	Hispanic Latino	American Indian or Alaska Native	Asian	Black or African American	Native Hawaiian or Other Pacific Islander	White	Two or more Races	Race/ethnicity unknown	Total	PY Total
<b>Doctor's degree - professional practice</b>	<b>18</b>											
Men		5	7	0	3	7	0	102	4	3	131	178
Women		6	8	0	9	13	0	111	0	1	148	125
<b>Total</b>		11	15	0	12	20	0	213	4	4	279	303

Grand Total Men		937	218	6	266	158	2	3703	116	63	5469	5237
Grand Total Women		889	231	6	235	231	4	3785	128	30	5539	5148
Grand Total		1826	449	12	501	389	6	7488	244	93	11008	10385

PY Grand Total Men		878	166	9	240	141	3	3650	81	69		5237
PY Grand Total Women		775	173	6	228	224	4	3574	123	41		5148
PY Grand Total		1653	339	15	468	365	7	7224	204	110		10385

**Completions: total by second major**

99.0000 Summary Grand Totals	Award Level	Nonresident alien	Hispanic Latino	American Indian or Alaska Native	Asian	Black or African American	Native Hawaiian or Other Pacific Islander	White	Two or more Races	Race/ethnicity unknown	Total	PY Total
<b>Bachelor's degree</b>	<b>5</b>											
Men		28	10	0	9	4	0	130	7	0	188	203
Women		21	22	1	6	8	0	208	5	0	271	309
<b>Total</b>		49	32	1	15	12	0	338	12	0	459	512
<b>Doctor's degree - research / scholarship</b>	<b>17</b>											
Men		1	0	0	0	0	0	10	0	0	11	8
Women		4	0	0	1	0	0	8	0	0	13	9
<b>Total</b>		5	0	0	1	0	0	18	0	0	24	17

Grand Total Men		29	10	0	9	4	0	140	7	0	199	211
-----------------	--	----	----	---	---	---	---	-----	---	---	-----	-----

Grand Total Women		25	22	1	7	8	0	216	5	0	284	318
Grand Total		54	32	1	16	12	0	356	12	0	483	529

PY Grand Total Men		15	5	1	4	2	1	173	7	3		211
PY Grand Total Women		29	10	0	13	11	0	241	13	1		318
PY Grand Total		44	15	1	17	13	1	414	20	4		529

All Completers

Institutions must report the following information. (Some data will be pre-populated from the completions by CIP code data.)

All Completers

Number of students by gender and race and ethnicity earning an award between July 1, 2014 and June 30, 2015. Count each student only once, regardless of how many awards he/she earned. The intent of this screen is to collect an unduplicated count of total numbers of *completers*.

- Report Hispanic/Latino individuals of any race as Hispanic/Latino
- Report race for non-Hispanic/Latino individuals only

	Men		Women		Total Students
	Number of Students	Total Awards	Number of Students	Total Awards	
<u>Nonresident alien</u>	911	937	855	889	1,766
<u>Hispanic/Latino</u>	208	218	216	231	424
<u>American Indian or Alaska Native</u>	6	6	6	6	12
<u>Asian</u>	254	266	210	235	464
<u>Black or African American</u>	154	158	222	231	376
<u>Native Hawaiian or Other Pacific Islander</u>	2	2	4	4	6
<u>White</u>	3,504	3,703	3,629	3,785	7,133
<u>Two or more races</u>	108	116	120	128	228
<u>Race and ethnicity unknown</u>	62	63	30	30	92
<b>TOTAL</b>	5,209	5,469	5,292	5,539	10,501
<b>PY TOTAL</b>	<b>5,004</b>		<b>4,952</b>		<b>9,956</b>

Completers by Level

Institutions must report the following information. This screen will be shown for each of the following award categories for which completions have been reported:

- Less than 1-year certificates
- At least 1 but less than 4-year certificates
- Associate's degrees
- Bachelor's degrees
- Master's degrees
- Doctor's degrees
- Postbaccalaureate and post-master's certificates

**At least 1 but less than 4-year certificates**

Number of students by gender, by race and ethnicity, and by age earning this award between July 1, 2014 and June 30, 2015. Each student should be counted once per award level. For example, if a student earned a master's degree and a doctor's degree, he/she should be counted once in master's and once in doctor's. A student earning two master's degrees should be counted only once.

- Report Hispanic/Latino individuals of any race as Hispanic/Latino
- Report race for non-Hispanic/Latino individuals only


	Number of Students	Total Awards
<b>By Gender</b>		
Men	<input type="text" value="105"/>	105
Women	<input type="text" value="72"/>	72
<b>TOTAL</b>	177	177
<b>PY TOTAL</b>	161	

**By Race/Ethnicity**

<u>Nonresident alien</u>	<input type="text" value="18"/>	18
<u>Hispanic/Latino</u>	<input type="text" value="7"/>	7
<u>American Indian or Alaska Native</u>	<input type="text" value="1"/>	1
<u>Asian</u>	<input type="text" value="6"/>	6
<u>Black or African American</u>	<input type="text" value="7"/>	7
<u>Native Hawaiian or Other Pacific Islander</u>	<input type="text" value="0"/>	0

<u>White</u>	<input type="text" value="131"/>	131
Two or more races	<input type="text" value="6"/>	6
<u>Race and ethnicity unknown</u>	<input type="text" value="1"/>	1
<b>TOTAL</b>	177	177



 **By Age**

Under 18	<input type="text" value="0"/>	
18-24	<input type="text" value="167"/>	
25-39	<input type="text" value="8"/>	
40 and Above	<input type="text" value="2"/>	
Age Unknown	<input type="text" value="0"/>	
<b>TOTAL</b>	177	177



Completers by Level

Institutions must report the following information. This screen will be shown for each of the following award categories for which completions have been reported:

- Less than 1-year certificates
- At least 1 but less than 4-year certificates
- Associate's degrees
- Bachelor's degrees
- Master's degrees
- Doctor's degrees
- Postbaccalaureate and post-master's certificates

**Associate's degrees**

Number of students by gender, by race and ethnicity, and by age earning this award between July 1, 2014 and June 30, 2015. Each student should be counted once per award level. For example, if a student earned a master's degree and a doctor's degree, he/she should be counted once in master's and once in doctor's. A student earning two master's degrees should be counted only once.

- Report Hispanic/Latino individuals of any race as Hispanic/Latino
- Report race for non-Hispanic/Latino individuals only


	Number of Students	Total Awards
<b>By Gender</b>		
Men	<input type="text" value="7"/>	7
Women	<input type="text" value="7"/>	7
<b>TOTAL</b>	14	14
<b>PY TOTAL</b>	<b>10</b>	

**By Race/Ethnicity**

<u>Nonresident alien</u>	<input type="text" value="0"/>	0
<u>Hispanic/Latino</u>	<input type="text" value="0"/>	0
<u>American Indian or Alaska Native</u>	<input type="text" value="0"/>	0
<u>Asian</u>	<input type="text" value="0"/>	0
<u>Black or African American</u>	<input type="text" value="0"/>	0
<u>Native Hawaiian or Other Pacific Islander</u>	<input type="text" value="0"/>	0

<u>White</u>	<input type="text" value="14"/>	14
Two or more races	<input type="text" value="0"/>	0
<u>Race and ethnicity unknown</u>	<input type="text" value="0"/>	0
<b>TOTAL</b>	<b>14</b>	<b>14</b>



 **By Age**

Under 18	<input type="text" value="0"/>	
18-24	<input type="text" value="6"/>	
25-39	<input type="text" value="2"/>	
40 and Above	<input type="text" value="6"/>	
Age Unknown	<input type="text" value="0"/>	
<b>TOTAL</b>	<b>14</b>	<b>14</b>

Completers by Level

Institutions must report the following information. This screen will be shown for each of the following award categories for which completions have been reported:

- Less than 1-year certificates
- At least 1 but less than 4-year certificates
- Associate's degrees
- Bachelor's degrees
- Master's degrees
- Doctor's degrees
- Postbaccalaureate and post-master's certificates

**Bachelor's degrees**

Number of students by gender, by race and ethnicity, and by age earning this award between July 1, 2014 and June 30, 2015. Each student should be counted once per award level. For example, if a student earned a master's degree and a doctor's degree, he/she should be counted once in master's and once in doctor's. A student earning two master's degrees should be counted only once.

- Report Hispanic/Latino individuals of any race as Hispanic/Latino
- Report race for non-Hispanic/Latino individuals only

	Number of Students	Total Awards
<b>By Gender</b>		
Men	3,409	3,497
Women	3,727	3,842
<b>TOTAL</b>	7,136	7,339
<b>PY TOTAL</b>	<b>6,624</b>	

**By Race/Ethnicity**

<u>Nonresident alien</u>	850	875
<u>Hispanic/Latino</u>	308	318
<u>American Indian or Alaska Native</u>	6	6
<u>Asian</u>	284	314
<u>Black or African American</u>	258	262
<u>Native Hawaiian or Other Pacific Islander</u>	5	5

<u>White</u>	<input type="text" value="5,227"/>	5,350
Two or more races	<input type="text" value="175"/>	186
<u>Race and ethnicity unknown</u>	<input type="text" value="23"/>	23
<b>TOTAL</b>	<b>7,136</b>	<b>7,339</b>



<b>By Age</b>		
Under 18	<input type="text" value="0"/>	
18-24	<input type="text" value="6,586"/>	
25-39	<input type="text" value="497"/>	
40 and Above	<input type="text" value="53"/>	
Age Unknown	<input type="text" value="0"/>	
<b>TOTAL</b>	<b>7,136</b>	<b>7,339</b>

Completers by Level

Institutions must report the following information. This screen will be shown for each of the following award categories for which completions have been reported:

- Less than 1-year certificates
- At least 1 but less than 4-year certificates
- Associate's degrees
- Bachelor's degrees
- Master's degrees
- Doctor's degrees
- Postbaccalaureate and post-master's certificates

**Master's degrees**

Number of students by gender, by race and ethnicity, and by age earning this award between July 1, 2014 and June 30, 2015. Each student should be counted once per award level. For example, if a student earned a master's degree and a doctor's degree, he/she should be counted once in master's and once in doctor's. A student earning two master's degrees should be counted only once.

- Report Hispanic/Latino individuals of any race as Hispanic/Latino
- Report race for non-Hispanic/Latino individuals only

	Number of Students	Total Awards
<b>By Gender</b>		
Men	1,323	1,376
Women	1,056	1,111
<b>TOTAL</b>	2,379	2,487
<b>PY TOTAL</b>	<b>2,353</b>	

**By Race/Ethnicity**

<u>Nonresident alien</u>	692	701
<u>Hispanic/Latino</u>	78	82
<u>American Indian or Alaska Native</u>	3	3
<u>Asian</u>	105	105
<u>Black or African American</u>	75	76
<u>Native Hawaiian or Other Pacific Islander</u>	1	1

<u>White</u>	<input type="text" value="1,337"/>	1,429
Two or more races	<input type="text" value="37"/>	39
<u>Race and ethnicity unknown</u>	<input type="text" value="51"/>	51
<b>TOTAL</b>	2,379	2,487

<b>By Age</b>		
Under 18	<input type="text" value="0"/>	
18-24	<input type="text" value="642"/>	
25-39	<input type="text" value="1,546"/>	
40 and Above	<input type="text" value="191"/>	
Age Unknown	<input type="text" value="0"/>	
<b>TOTAL</b>	2,379	2,487

Completers by Level

Institutions must report the following information. This screen will be shown for each of the following award categories for which completions have been reported:

- Less than 1-year certificates
- At least 1 but less than 4-year certificates
- Associate's degrees
- Bachelor's degrees
- Master's degrees
- Doctor's degrees
- Postbaccalaureate and post-master's certificates

**Doctor's degrees**

Number of students by gender, by race and ethnicity, and by age earning this award between July 1, 2014 and June 30, 2015. Each student should be counted once per award level. For example, if a student earned a master's degree and a doctor's degree, he/she should be counted once in master's and once in doctor's. A student earning two master's degrees should be counted only once.

- Report Hispanic/Latino individuals of any race as Hispanic/Latino
- Report race for non-Hispanic/Latino individuals only


	Number of Students	Total Awards
<b>By Gender</b>		
Men	<input type="text" value="370"/>	370
Women	<input type="text" value="423"/>	423
<b>TOTAL</b>	793	793
<b>PY TOTAL</b>	<b>761</b>	

**By Race/Ethnicity**

<u>Nonresident alien</u>	<input type="text" value="169"/>	169
<u>Hispanic/Latino</u>	<input type="text" value="37"/>	37
<u>American Indian or Alaska Native</u>	<input type="text" value="2"/>	2
<u>Asian</u>	<input type="text" value="39"/>	39
<u>Black or African American</u>	<input type="text" value="35"/>	35
<u>Native Hawaiian or Other Pacific Islander</u>	<input type="text" value="0"/>	0

<u>White</u>	<input type="text" value="497"/>	497
Two or more races	<input type="text" value="10"/>	10
<u>Race and ethnicity unknown</u>	<input type="text" value="4"/>	4
<b>TOTAL</b>	793	793



 **By Age**

Under 18	<input type="text" value="0"/>	
18-24	<input type="text" value="29"/>	
25-39	<input type="text" value="683"/>	
40 and Above	<input type="text" value="81"/>	
Age Unknown	<input type="text" value="0"/>	
<b>TOTAL</b>	793	793



Completers by Level

Institutions must report the following information. This screen will be shown for each of the following award categories for which completions have been reported:

- Less than 1-year certificates
- At least 1 but less than 4-year certificates
- Associate's degrees
- Bachelor's degrees
- Master's degrees
- Doctor's degrees
- Postbaccalaureate and post-master's certificates

**Postbaccalaureate and post-master's certificates**

Number of students by gender, by race and ethnicity, and by age earning this award between July 1, 2014 and June 30, 2015. Each student should be counted once per award level. For example, if a student earned a master's degree and a doctor's degree, he/she should be counted once in master's and once in doctor's. A student earning two master's degrees should be counted only once.

- Report Hispanic/Latino individuals of any race as Hispanic/Latino
- Report race for non-Hispanic/Latino individuals only


	Number of Students	Total Awards
<b>By Gender</b>		
Men	114	114
Women	84	84
<b>TOTAL</b>	198	198
<b>PY TOTAL</b>	<b>202</b>	

**By Race/Ethnicity**

<u>Nonresident alien</u>	63	63
<u>Hispanic/Latino</u>	5	5
<u>American Indian or Alaska Native</u>	0	0
<u>Asian</u>	37	37
<u>Black or African American</u>	9	9
<u>Native Hawaiian or Other Pacific Islander</u>	0	0

<u>White</u>	<input type="text" value="67"/>	67
Two or more races	<input type="text" value="3"/>	3
<u>Race and ethnicity unknown</u>	<input type="text" value="14"/>	14
<b>TOTAL</b>	198	198



 **By Age**

Under 18	<input type="text" value="0"/>	
18-24	<input type="text" value="16"/>	
25-39	<input type="text" value="150"/>	
40 and Above	<input type="text" value="32"/>	
Age Unknown	<input type="text" value="0"/>	
<b>TOTAL</b>	198	198

## Summary

IPEDS collects important information regarding your institution. All data reported in IPEDS survey components become available in the IPEDS Data Center and appear as aggregated data in various Department of Education reports. Additionally, some of the reported data appears specifically for your institution through the College Navigator website and is included in your institution's Data Feedback Report (DFR). The purpose of this summary is to provide you an opportunity to view some of the data that, when accepted through the IPEDS quality control process, will appear on the College Navigator website and/or your DFR. College Navigator is updated approximately three months after the data collection period closes and Data Feedback Reports will be available through the [Data Center](#) and sent to your institution's CEO in November 2016.

Please review your data for accuracy. If you have questions about the data displayed below after reviewing the data reported on the survey screens, please contact the IPEDS Help Desk at: 1-877-225-2568 or [ipedshelp@rti.org](mailto:ipedshelp@rti.org).

## Summary of Completions Data

Award Level	Number of Completions	
	1 <sup>st</sup> major	2 <sup>nd</sup> major
<u>Postsecondary award, certificate, or diploma (at least 1 but less than 2 academic years)</u>	177	0
<u>Associate's degree</u>	14	0
<u>Bachelors degree or equivalent</u>	7,339	459
<u>Postbaccalaureate certificate</u>	198	0
<u>Master's degree</u>	2,487	0
<u>Doctor's degree - research/scholarship</u>	514	24
<u>Doctor's degree - professional practice</u>	279	0
Total number of degrees and certificates	11,008	

## Summary of Completers Data

	Number of Students		
	Men	Women	Total
All Completers	5,209	5,292	10,501

**Completions**

**Indiana University-Bloomington (151351)**

Source	Description	Severity	Resolved	Options
<b>Global Edits</b>				
Perform Edits	Your institution reported offering award level(s) (8) in the prior year IC Header survey, but you did not report offering any programs at this level here. Please correct your data or explain the discrepancy. (Error #10528)	Explanation	Yes	
Reason:	The level Post-Masters Certificate (8), was inadvertently selected on last year's IC Header. Post-Master's is not available at this campus. This has been corrected on this year's IC Header.			
Perform Edits	Current year completions (88) are outside the expected range when compared to completions reported in the prior year (53) for: Women, 2-digit field (11), award level (5). Please correct your data or explain. (Error #10506)	Explanation	Yes	
Reason:	Enrollment in the 2-digit field (11) field at this level has steadily increased over the past several years.			
Perform Edits	Current year completions (3) are outside the expected range when compared to completions reported in the prior year (28) for: Women, 2-digit field (30), award level (5). Please correct your data or explain. (Error #10505)	Explanation	Yes	
Reason:	Over the past year there was a reorganization of our CIP codes where we moved programs from the 30 CIP to a CIP that is more meaningful for these majors.			
Perform Edits	Current year completions (3) are outside the expected range when compared to completions reported in the prior year (35) for: Men, 2-digit field (30), award level (6). Please correct your data or explain. (Error #10503)	Explanation	Yes	
Reason:	Over the past year there was a reorganization of our CIP codes where we moved programs from the 30 CIP to a CIP that is more meaningful for these majors.			
Perform Edits	Current year completions (103) are outside the expected range when compared to completions reported in the prior year (50) for: Men, 2-digit field (44), award level (7). Please correct your data or explain. (Error #10504)	Explanation	Yes	
Reason:	Enrollment in the 2-digit field (44) field at this level has steadily increased over the past several years.			