

Institution: Indiana University-Bloomington (151351)

User ID: 88G2401

Completions Overview

Welcome to the IPEDS Completions survey component. The Completions component is one of several IPEDS components that is conducted during the Fall data collection period. It collects the number of degrees and certificates awarded by field of study, level of award, race/ethnicity, and gender. The reporting period for the Completions component is during the 12-month time period beginning July 1 of the previous calendar year and ending June 30 of the current calendar year; therefore, for this year's Completions component, the reporting period is between July 1, 2015 and June 30, 2016. The Completions component is also collecting the number of students (e.g., completers) who earned awards between July 1, 2015 and June 30, 2016.

Completions Common Errors

Some common completions component errors include the following:

- Including award levels on your current year Completions that were not reported on your previous year's (PY) Institutional Characteristics (IC). [Award levels in the PY IC component cannot be changed; therefore, contact the IPEDS Help Desk at 1-877-225-2568 if you need assistance.]
- Forgetting to select CIP codes for new programs of study that are offered by the institution, but do not have completions for the reporting period.
- Forgetting to enter in zero in at least one of the cells for CIP codes that do not have completions.

Recent Changes

- The following question on **distance education** has been added to the bottom of each individual "CIP Data" screen:
"Is this program offered as a distance education program?"
- The following two screens, which collect data specifically on students were added to this component, beginning in the 2013-14 survey year:
 - **"All Completers"** - Collects the number of students who earned an award between July 1, 2015 and June 30, 2016 by gender and race/ethnicity. (The intent of this screen is to collect an **unduplicated count** of total numbers of completers.)
 - **"Completers by Level"** - Collects the number of students who earned an award between July 1, 2015 and June 30, 2016 by award level and 1) by gender; 2) by race/ethnicity; and 3) by age.
- The definition for Post-baccalaureate Certificate has changed slightly for the 2016-17 collection. The new definition is as follows: **An award that requires completion of an organized program of study beyond the bachelor's. It is designed for persons who have completed a baccalaureate degree, but does not meet the requirements of a master's degree.**

NOTE: Even though Teacher Preparation certificate programs may require a bachelor's degree for admission, they are considered sub-baccalaureate undergraduate programs, and students in these programs are undergraduate students.

General Information

CIP Codes:

The [CIP 2010 Website](#) includes a list of new CIP codes, a list of deleted CIP codes, a list of moved CIP Codes, and an online crosswalk of the 2000 CIP and 2010 CIP.

The Resources Page of the CIP 2010 website contains many valuable resources including:

- CIP 2010 Manual and copies of previous editions of the CIP Manual
- Crosswalk between the 2000 CIP codes and the 2010 CIP codes in Excel format

Keep in mind that some information provided by institutions on the Completions component appear in the [College Navigator](#), which is a major tool used by consumers searching for information about postsecondary education. It is therefore vitally important that you include accurate information about your institution.

Survey materials can be downloaded using the following link: [Survey Materials](#).

The prior year revision system can be accessed using the following link: [Prior Year Revision System](#)

Completions CIP Data

CIPCODE	Award Level	Major	Gender	Non Resident Alien	Hispanic / Latino	American Indian or Alaska Native	Asian	Black or African American	Native Hawaiian or Other Pacific Islander	White	Two or more Races	Race/ ethnicity unknown	Total	distance education program
03.0103 Environmental Studies	5 - Bachelor's degree	1	Men	0	0	0	0	0	0	2	0	0	2	
			Women	0	0	0	0	0	0	0	0	0	0	
			Total	0	0	0	0	0	2	0	0	2	No	
03.0104 Environmental Science	5 - Bachelor's degree	1	Men	0	0	0	0	0	0	9	0	0	9	
			Women	2	0	0	0	0	0	7	0	0	9	
			Total	2	0	0	0	0	16	0	0	18	No	
03.0104 Environmental Science	7 - Master's degree	1	Men	1	1	0	1	1	0	21	1	0	26	
			Women	4	2	0	1	1	0	28	0	0	36	
			Total	5	3	0	2	2	49	1	0	62	No	
03.0104 Environmental Science	17 - Doctor's degree - research / scholarship	1	Men	0	0	0	0	0	0	0	0	0	0	
			Women	0	0	0	0	1	0	1	0	0	2	
			Total	0	0	0	0	1	0	1	0	0	2	No
05.0101 African Studies	7 - Master's degree	1	Men	1	0	0	0	0	0	1	0	0	2	
			Women	1	0	0	0	1	0	0	0	0	2	
			Total	2	0	0	0	1	0	1	0	0	4	No
05.0102 American/United States Studies/Civilization	5 - Bachelor's degree	1	Men	0	0	0	0	0	0	0	0	0	0	
			Women	0	0	0	0	0	0	0	0	0	0	
			Total	0	0	0	0	0	0	0	0	0	0	No
05.0102 American/United States Studies/Civilization	17 - Doctor's degree - research / scholarship	1	Men	1	0	0	0	0	0	0	0	0	1	
			Women	0	0	0	0	0	0	0	0	0	0	
			Total	1	0	0	0	0	0	0	0	0	1	No
05.0102 American/United States Studies/Civilization	5 - Bachelor's degree	2	Men	0	0	0	0	0	0	0	0	0	0	
			Women	1	0	0	0	0	0	0	0	0	1	
			Total	1	0	0	0	0	0	0	0	0	1	No
05.0102 American/United States Studies/Civilization	17 - Doctor's degree - research / scholarship	2	Men	0	0	0	0	0	0	1	0	0	1	
			Women	0	0	0	0	1	0	1	0	0	2	
			Total	0	0	0	0	1	0	2	0	0	3	No
05.0104 East Asian Studies	5 - Bachelor's degree	1	Men	0	0	0	0	0	0	2	0	0	2	
			Women	2	0	0	0	1	0	1	0	0	4	
			Total	2	0	0	0	1	0	3	0	0	6	No
05.0104 East Asian Studies	7 - Master's degree	1	Men	0	0	0	0	0	0	3	0	0	3	
			Women	0	0	0	0	1	0	1	0	0	2	
			Total	0	0	0	0	1	0	4	0	0	5	No
05.0107 Latin American Studies	7 - Master's degree	1	Men	0	0	0	0	0	0	2	0	0	2	
			Women	0	0	0	0	0	0	3	0	0	3	
			Total	0	0	0	0	0	0	5	0	0	5	No
05.0110 Russian Studies	7 - Master's degree	1	Men	0	0	0	0	0	0	5	0	0	5	
			Women	0	0	0	0	0	0	4	0	0	4	
			Total	0	0	0	0	0	0	9	0	0	9	No
05.0112 South Asian Studies	5 - Bachelor's degree	1	Men	0	0	0	0	0	0	0	0	0	0	
			Women	0	0	0	0	0	0	0	0	0	0	
			Total	0	0	0	0	0	0	0	0	0	0	No
05.0114	7 - Master's degree	1	Men	0	0	0	0	0	0	2	0	0	2	
			Women	0	0	0	0	0	0	1	0	0	1	

CIPCODE	Award Level	Major	Gender	Non Resident Alien	Hispanic / Latino	American Indian or Alaska Native	Asian	Black or African American	Native Hawaiian or Other Pacific Islander	White	Two or more Races	Race/ ethnicity unknown	Total	distance education program
Ethnic, Cultural Minority, Gender, and Group Studies, Other			Women	0	0	0	0	0	0	3	0	0	3	
			Total	0	1	0	0	0	0	3	0	0	4	No
05.0299 Ethnic, Cultural Minority, Gender, and Group Studies, Other	17 - Doctor's degree - research / scholarship	1	Men	0	0	0	0	0	0	1	0	0	1	
			Women	0	0	0	0	0	0	3	0	0	3	
			Total	0	0	0	0	0	0	4	0	0	4	No
05.0299 Ethnic, Cultural Minority, Gender, and Group Studies, Other	5 - Bachelor's degree	2	Men	0	0	0	0	0	0	2	0	0	2	
			Women	0	2	0	0	0	0	5	0	0	7	
			Total	0	2	0	0	0	0	7	0	0	9	No
09.0101 Speech Communication and Rhetoric	5 - Bachelor's degree	1	Men	2	3	0	0	0	0	32	2	0	39	
			Women	5	5	0	2	2	0	55	2	0	71	
			Total	7	8	0	2	2	0	87	4	0	110	No
09.0101 Speech Communication and Rhetoric	7 - Master's degree	1	Men	0	0	0	0	0	0	0	0	0	0	
			Women	1	0	0	0	0	0	0	0	0	1	
			Total	1	0	0	0	0	0	0	0	0	1	No
09.0101 Speech Communication and Rhetoric	17 - Doctor's degree - research / scholarship	1	Men	0	0	0	0	0	0	4	0	0	4	
			Women	0	0	0	0	0	0	1	0	0	1	
			Total	0	0	0	0	0	0	5	0	0	5	No
09.0101 Speech Communication and Rhetoric	5 - Bachelor's degree	2	Men	0	0	0	0	0	0	3	0	0	3	
			Women	0	3	0	0	0	0	8	1	0	12	
			Total	0	3	0	0	0	0	11	1	0	15	No
09.0102 Mass Communication/Media Studies	5 - Bachelor's degree	1	Men	0	0	0	0	0	0	1	0	0	1	
			Women	0	0	0	0	0	0	1	0	0	1	
			Total	0	0	0	0	0	0	2	0	0	2	No
09.0102 Mass Communication/Media Studies	17 - Doctor's degree - research / scholarship	1	Men	0	0	0	0	0	0	0	0	0	0	
			Women	2	0	0	0	0	0	3	0	0	5	
			Total	2	0	0	0	0	0	3	0	0	5	No
09.0401 Journalism	5 - Bachelor's degree	1	Men	8	3	0	0	2	0	60	2	2	77	
			Women	29	14	1	3	5	0	156	4	1	213	
			Total	37	17	1	3	7	0	216	6	3	290	No
09.0401 Journalism	7 - Master's degree	1	Men	1	0	0	0	1	0	1	0	0	3	
			Women	0	0	0	0	0	0	3	0	0	3	
			Total	1	0	0	0	1	0	4	0	0	6	No
09.0702 Digital Communication and Media/Multimedia	5 - Bachelor's degree	1	Men	12	10	0	6	4	0	85	6	1	124	
			Women	15	4	0	3	2	0	74	2	1	101	
			Total	27	14	0	9	6	0	159	8	2	225	No
09.0702 Digital Communication and Media/Multimedia	7 - Master's degree	1	Men	0	0	0	0	0	0	2	0	0	2	
			Women	3	0	0	0	1	0	2	0	0	6	
			Total	3	0	0	0	1	0	4	0	0	8	No
09.0702 Digital Communication and Media/Multimedia	5 - Bachelor's degree	2	Men	1	0	0	1	1	0	8	0	0	11	
			Women	2	0	0	0	0	0	6	0	0	8	
			Total	3	0	0	1	1	0	14	0	0	19	No
10.0203		1	Men	0	0	0	0	0	0	1	1	0	2	

CIPCODE	Award Level	Major	Gender	Non Resident Alien	Hispanic / Latino	American Indian or Alaska Native	Asian	Black or African American	Native Hawaiian or Other Pacific Islander	White	Two or more Races	Race/ ethnicity unknown	Total	distance education program
Recording Arts Technology/Technician	1 - Awards of less than 1 academic year		Women	0	0	0	0	0	0	2	0	0	2	
			Total	0	0	0	0	0	0	3	1	0	4	Yes
10.0203 Recording Arts Technology/Technician	3 - Associate's degree	1	Men	0	0	0	0	0	0	0	0	0	0	
			Women	0	0	0	0	0	0	1	0	0	1	
			Total	0	0	0	0	0	0	1	0	0	1	No
10.0203 Recording Arts Technology/Technician	5 - Bachelor's degree	1	Men	2	2	0	0	1	0	10	1	0	16	
			Women	0	0	0	0	0	0	2	0	0	2	
			Total	2	2	0	0	1	0	12	1	0	18	No
11.0104 Informatics	5 - Bachelor's degree	1	Men	28	8	1	13	6	0	210	5	1	272	
			Women	17	7	0	5	3	0	64	3	0	99	
			Total	45	15	1	18	9	0	274	8	1	371	No
11.0104 Informatics	17 - Doctor's degree - research / scholarship	1	Men	8	0	0	0	0	0	1	0	0	9	
			Women	0	0	0	1	0	0	1	0	0	2	
			Total	8	0	0	1	0	0	2	0	0	11	No
11.0701 Computer Science	5 - Bachelor's degree	1	Men	12	3	0	6	1	1	47	6	0	76	
			Women	7	0	0	1	0	0	6	0	0	14	
			Total	19	3	0	7	1	1	53	6	0	90	No
11.0701 Computer Science	7 - Master's degree	1	Men	80	2	0	1	0	0	7	1	0	91	
			Women	29	0	0	0	0	0	0	0	0	29	
			Total	109	2	0	1	0	0	7	1	0	120	No
11.0701 Computer Science	17 - Doctor's degree - research / scholarship	1	Men	7	0	0	0	0	0	2	0	0	9	
			Women	2	0	0	0	0	0	1	0	0	3	
			Total	9	0	0	0	0	0	3	0	0	12	No
11.0701 Computer Science	5 - Bachelor's degree	2	Men	1	0	0	0	0	0	3	0	0	4	
			Women	0	0	0	0	0	0	0	1	0	1	
			Total	1	0	0	0	0	0	3	1	0	5	No
11.1003 Computer and Information Systems Security/Information Assurance	7 - Master's degree	1	Men	0	0	0	0	0	0	2	0	0	2	
			Women	0	0	0	0	1	0	0	0	0	1	
			Total	0	0	0	0	1	0	2	0	0	3	No
11.1005 Information Technology Project Management	6 - Postbaccalaureate certificates	1	Men	0	0	0	0	0	0	0	0	0	0	
			Women	0	0	0	0	0	0	0	0	0	0	
			Total	0	0	0	0	0	0	0	0	0	0	No
13.0101 Education, General	7 - Master's degree	1	Men	0	0	0	0	0	0	0	0	0	0	
			Women	0	0	0	0	0	0	1	0	0	1	
			Total	0	0	0	0	0	0	1	0	0	1	No
13.0301 Curriculum and Instruction	17 - Doctor's degree - research / scholarship	1	Men	0	0	0	0	0	0	4	0	0	4	
			Women	1	1	0	1	0	0	11	0	0	14	
			Total	1	1	0	1	0	0	15	0	0	18	No
13.0401 Educational Leadership and Administration, General	7 - Master's degree	1	Men	0	0	0	2	1	0	9	0	0	12	
			Women	0	2	0	1	3	0	11	0	0	17	
			Total	0	2	0	3	4	0	20	0	0	29	Yes
13.0401		1	Men	0	0	0	0	0	0	1	0	0	1	
			Women	0	0	0	0	0	0	1	0	0	1	

CIPCODE	Award Level	Major	Gender	Non Resident Alien	Hispanic / Latino	American Indian or Alaska Native	Asian	Black or African American	Native Hawaiian or Other Pacific Islander	White	Two or more Races	Race/ ethnicity unknown	Total	distance education program
Educational Leadership and Administration, General	17 - Doctor's degree - research / scholarship		Total	0	0	0	0	0	0	2	0	0	2	No
13.0406	17 - Doctor's degree - research / scholarship	1	Men	0	0	0	0	1	0	4	0	0	5	
Higher Education/Higher Education Administration	Women		0	0	0	0	1	0	4	1	0	0	6	
	Total		0	0	0	0	2	0	8	1	0	0	11	No
13.0501	6 - Postbaccalaureate certificates	1	Men	2	0	0	0	0	0	3	0	0	5	
Educational/Instructional Technology	Women		0	0	0	0	0	0	1	0	0	0	1	
	Total		2	0	0	0	0	0	4	0	0	0	6	Yes
13.0501	7 - Master's degree	1	Men	2	0	0	0	0	0	3	0	0	5	
Educational/Instructional Technology	Women		4	0	0	1	0	0	1	0	0	0	6	
	Total		6	0	0	1	0	0	4	0	0	0	11	Yes
13.0501	17 - Doctor's degree - research / scholarship	1	Men	5	0	0	0	1	0	3	0	0	9	
Educational/Instructional Technology	Women		1	0	0	0	1	0	0	0	0	0	2	
	Total		6	0	0	0	2	0	3	0	0	0	11	Yes
13.0601	17 - Doctor's degree - research / scholarship	1	Men	0	0	0	0	0	0	0	0	0	0	
Educational Evaluation and Research	Women		0	0	0	0	0	0	0	0	0	0	0	
	Total		0	0	0	0	0	0	0	0	0	0	0	No
13.0701	7 - Master's degree	1	Men	0	0	0	0	0	0	0	0	0	0	
International and Comparative Education	Women		2	0	0	0	0	0	0	1	0	0	3	
	Total		2	0	0	0	0	0	0	1	0	0	3	No
13.0901	7 - Master's degree	1	Men	0	0	0	0	0	0	1	0	0	1	
Social and Philosophical Foundations of Education	Women		0	0	0	0	0	0	0	0	0	0	0	
	Total		0	0	0	0	0	0	0	1	0	0	1	No
13.0901	17 - Doctor's degree - research / scholarship	1	Men	1	0	0	1	0	0	0	0	0	2	
Social and Philosophical Foundations of Education	Women		0	0	0	0	0	0	0	1	0	0	1	
	Total		1	0	0	1	0	0	1	0	0	0	3	No
13.1001	5 - Bachelor's degree	1	Men	0	0	1	0	0	0	1	0	0	2	
Special Education and Teaching, General	Women		0	3	0	0	0	0	0	56	0	0	59	
	Total		0	3	1	0	0	0	0	57	0	0	61	No
13.1001	7 - Master's degree	1	Men	0	0	0	0	0	0	2	0	0	2	
Special Education and Teaching, General	Women		0	1	0	0	0	0	0	4	1	0	6	
	Total		0	1	0	0	0	0	0	6	1	0	8	Yes
13.1001	17 - Doctor's degree - research / scholarship	1	Men	0	0	0	0	0	0	0	0	0	0	
Special Education and Teaching, General	Women		0	0	0	0	0	0	0	2	0	0	2	
	Total		0	0	0	0	0	0	0	2	0	0	2	No
13.1101	7 - Master's degree	1	Men	0	0	0	2	1	0	8	1	0	12	
Counselor Education/School Counseling and Guidance Services	Women		4	0	0	0	2	0	23	1	0	0	30	
	Total		4	0	0	2	3	0	31	2	0	0	42	No
13.1101	17 - Doctor's degree - research / scholarship	1	Men	0	0	0	0	0	0	1	0	0	1	
	Women		0	0	0	0	3	0	4	0	0	0	7	
	Total		0	0	0	0	3	0	5	0	0	0	8	No

CIPCODE	Award Level	Major	Gender	Non Resident Alien	Hispanic / Latino	American Indian or Alaska Native	Asian	Black or African American	Native Hawaiian or Other Pacific Islander	White	Two or more Races	Race/ ethnicity unknown	Total	distance education program	
Counselor Education/School Counseling and Guidance Services															
13.1102	1 - Awards of less than 1 academic year	1	Men	0	0	0	0	0	0	0	0	0	0		
College Student Counseling and Personnel Services			Women	0	0	0	0	0	0	1	0	0	0	1	
			Total	0	0	0	0	0	0	0	1	0	0	1	No
13.1102	7 - Master's degree	1	Men	0	1	0	0	0	0	9	2	0	12		
College Student Counseling and Personnel Services			Women	0	3	0	0	1	0	15	0	0	19		
			Total	0	4	0	0	1	0	24	2	0	31	No	
13.1201	7 - Master's degree	1	Men	0	0	1	0	0	0	1	0	0	2		
Adult and Continuing Education and Teaching			Women	0	1	0	0	0	0	14	0	0	15		
			Total	0	1	1	0	0	0	15	0	0	17	Yes	
13.1202	5 - Bachelor's degree	1	Men	0	2	0	1	0	0	13	0	0	16		
Elementary Education and Teaching			Women	0	6	0	3	0	0	75	2	0	86		
			Total	0	8	0	4	0	0	88	2	0	102	No	
13.1202	7 - Master's degree	1	Men	0	0	0	1	0	0	3	0	0	4		
Elementary Education and Teaching			Women	2	0	0	0	0	0	21	0	0	23		
			Total	2	0	0	1	0	0	24	0	0	27	No	
13.1205	5 - Bachelor's degree	1	Men	0	0	0	0	2	0	29	0	1	32		
Secondary Education and Teaching			Women	0	2	0	0	2	0	41	3	0	48		
			Total	0	2	0	0	4	0	70	3	1	80	No	
13.1205	7 - Master's degree	1	Men	1	0	0	1	0	0	5	0	0	7		
Secondary Education and Teaching			Women	13	0	0	0	0	0	5	1	0	19		
			Total	14	0	0	1	0	0	10	1	0	26	No	
13.1210	5 - Bachelor's degree	1	Men	0	0	0	0	0	0	0	0	0	0		
Early Childhood Education and Teaching			Women	0	1	1	0	1	0	13	1	0	17		
			Total	0	1	1	0	1	0	13	1	0	17	No	
13.1302	5 - Bachelor's degree	1	Men	0	0	0	0	0	0	0	0	0	0		
Art Teacher Education			Women	0	0	0	0	0	0	4	0	0	4		
			Total	0	0	0	0	0	0	4	0	0	4	No	
13.1302	7 - Master's degree	1	Men	0	0	0	1	0	0	0	0	0	1		
Art Teacher Education			Women	0	1	0	0	0	0	8	0	0	9		
			Total	0	1	0	1	0	0	8	0	0	10	No	
13.1307	5 - Bachelor's degree	1	Men	1	3	0	1	0	0	13	0	0	18		
Health Teacher Education			Women	1	5	0	3	11	0	125	1	0	146		
			Total	2	8	0	4	11	0	138	1	0	164	No	
13.1307	7 - Master's degree	1	Men	3	0	0	0	2	0	6	0	0	11		
Health Teacher Education			Women	3	0	0	0	0	0	5	0	0	8		
			Total	6	0	0	0	2	0	11	0	0	19	No	
13.1311	5 - Bachelor's degree	1	Men	0	0	0	0	0	0	0	0	0	0		
Mathematics Teacher Education			Women	0	0	0	0	0	0	0	0	0	0		
			Total	0	0	0	0	0	0	0	0	0	0	No	
13.1311	7 - Master's degree	1	Men	0	0	0	0	0	0	1	0	0	1		
			Women	0	0	0	0	0	0	0	1	0	0	1	

CIPCODE	Award Level	Major	Gender	Non Resident Alien	Hispanic / Latino	American Indian or Alaska Native	Asian	Black or African American	Native Hawaiian or Other Pacific Islander	White	Two or more Races	Race/ ethnicity unknown	Total	distance education program
Mathematics Teacher Education			Total	0	0	0	0	0	0	2	0	0	2	No
13.1312 Music Teacher Education	5 - Bachelor's degree	1	Men	0	0	0	0	0	0	11	0	0	11	
			Women	0	0	0	1	0	0	5	1	1	8	
			Total	0	0	0	1	0	0	16	1	1	19	No
13.1312 Music Teacher Education	7 - Master's degree	1	Men	0	0	0	0	0	0	2	0	0	2	
			Women	0	0	0	0	0	0	3	0	0	3	
			Total	0	0	0	0	0	0	5	0	0	5	No
13.1312 Music Teacher Education	17 - Doctor's degree - research / scholarship	1	Men	0	0	0	0	0	0	0	0	0	0	
			Women	0	0	0	0	0	0	0	0	0	0	
			Total	0	0	0	0	0	0	0	0	0	0	No
13.1318 Social Studies Teacher Education	5 - Bachelor's degree	1	Men	0	0	0	0	0	0	0	0	0	0	
			Women	0	0	0	0	0	0	0	0	0	0	
			Total	0	0	0	0	0	0	0	0	0	0	No
13.1318 Social Studies Teacher Education	7 - Master's degree	1	Men	0	0	0	0	0	0	0	0	0	0	
			Women	0	0	0	0	0	0	0	0	0	0	
			Total	0	0	0	0	0	0	0	0	0	0	No
13.1322 Biology Teacher Education	5 - Bachelor's degree	1	Men	0	0	0	0	0	0	0	0	0	0	
			Women	0	0	0	0	0	0	0	0	0	0	
			Total	0	0	0	0	0	0	0	0	0	0	No
13.1331 Speech Teacher Education	7 - Master's degree	1	Men	0	2	0	0	0	0	4	0	0	6	
			Women	3	0	0	0	2	0	8	1	0	14	
			Total	3	2	0	0	2	0	12	1	0	20	Yes
13.1331 Speech Teacher Education	17 - Doctor's degree - research / scholarship	1	Men	2	0	0	0	0	0	0	0	0	2	
			Women	3	0	0	0	0	0	3	1	0	7	
			Total	5	0	0	0	0	0	3	1	0	9	No
13.1401 Teaching English as a Second or Foreign Language/ESL Language Instructor	6 - Postbaccalaureate certificates	1	Men	0	0	0	0	0	0	3	0	0	3	
			Women	0	2	0	0	0	0	2	1	0	5	
			Total	0	2	0	0	0	0	5	1	0	8	Yes
13.1401 Teaching English as a Second or Foreign Language/ESL Language Instructor	7 - Master's degree	1	Men	1	0	0	0	0	0	1	1	0	3	
			Women	1	0	0	0	0	0	3	0	0	4	
			Total	2	0	0	0	0	0	4	1	0	7	No
13.9999 Education, Other	5 - Bachelor's degree	1	Men	0	0	0	0	0	0	3	0	0	3	
			Women	0	1	0	0	0	0	7	0	0	8	
			Total	0	1	0	0	0	0	10	0	0	11	No
13.9999 Education, Other	6 - Postbaccalaureate certificates	1	Men	0	0	0	0	0	0	0	0	0	0	
			Women	0	0	0	0	0	0	1	0	0	1	
			Total	0	0	0	0	0	0	1	0	0	1	Yes
16.0102 Linguistics	5 - Bachelor's degree	1	Men	0	1	0	0	0	0	6	0	0	7	
			Women	0	0	0	0	0	0	12	0	0	12	
			Total	0	1	0	0	0	0	18	0	0	19	No
16.0102 Linguistics	7 - Master's degree	1	Men	2	0	0	0	0	0	1	0	0	3	
			Women	1	0	0	0	0	0	3	0	0	4	

CIPCODE	Award Level	Major	Gender	Non Resident Alien	Hispanic / Latino	American Indian or Alaska Native	Asian	Black or African American	Native Hawaiian or Other Pacific Islander	White	Two or more Races	Race/ ethnicity unknown	Total	distance education program
16.0102 Linguistics	17 - Doctor's degree - research / scholarship	1	Total	3	0	0	0	0	0	4	0	0	7	No
			Men	1	0	0	0	0	0	1	0	0	2	
			Women	0	0	0	0	0	0	0	4	0	0	4
16.0102 Linguistics	5 - Bachelor's degree	2	Total	1	0	0	0	0	0	5	0	0	6	No
			Men	0	0	0	0	0	0	1	0	0	1	
			Women	0	0	0	0	0	0	6	0	0	6	
16.0102 Linguistics	17 - Doctor's degree - research / scholarship	2	Total	0	0	0	0	0	0	7	0	0	7	No
			Men	1	0	0	0	0	0	1	0	0	2	
			Women	1	0	0	0	0	0	0	0	0	1	
16.0104 Comparative Literature	5 - Bachelor's degree	1	Total	2	0	0	0	0	0	1	0	0	3	No
			Men	0	0	0	0	0	0	1	0	0	1	
			Women	0	0	0	0	0	0	2	0	0	2	
16.0104 Comparative Literature	7 - Master's degree	1	Total	0	0	0	0	0	0	3	0	0	3	
			Men	0	0	0	0	0	0	3	0	0	3	
			Women	0	0	0	0	0	0	1	0	0	1	
16.0104 Comparative Literature	17 - Doctor's degree - research / scholarship	1	Total	0	0	0	0	0	0	4	0	0	4	No
			Men	0	0	0	0	0	0	1	0	0	1	
			Women	0	0	0	1	0	0	1	0	0	2	
16.0104 Comparative Literature	5 - Bachelor's degree	2	Total	0	0	0	1	0	0	2	0	0	3	No
			Men	0	0	0	0	0	0	0	0	0	0	
			Women	0	0	0	0	0	0	1	0	0	1	
16.0199 Linguistic, Comparative, and Related Language Studies and Services, Other	7 - Master's degree	1	Total	0	0	0	0	0	0	3	1	0	4	
			Men	0	0	0	0	0	0	3	1	0	4	
			Women	1	0	0	0	0	0	2	0	0	3	
16.0199 Linguistic, Comparative, and Related Language Studies and Services, Other	17 - Doctor's degree - research / scholarship	1	Total	1	0	0	0	0	0	5	1	0	7	No
			Men	0	0	0	0	0	0	0	1	0	1	
			Women	0	0	0	0	0	0	0	0	0	0	
16.0199 Linguistic, Comparative, and Related Language Studies and Services, Other	17 - Doctor's degree - research / scholarship	2	Total	0	0	0	0	0	0	1	0	0	1	No
			Men	0	0	0	0	0	0	1	0	0	1	
			Women	0	0	0	0	0	0	0	0	0	0	
16.0300 East Asian Languages, Literatures, and Linguistics, General	5 - Bachelor's degree	1	Total	0	0	0	0	1	0	6	0	0	7	
			Men	2	0	0	4	0	0	14	2	0	22	
			Women	2	0	0	4	1	0	20	2	0	29	No
16.0300 East Asian Languages, Literatures, and Linguistics, General	5 - Bachelor's degree	2	Total	0	1	0	0	0	0	1	0	0	2	No
			Men	0	0	0	0	0	0	0	0	0	0	
			Women	0	1	0	0	0	0	1	0	0	2	
16.0301 Chinese Language and Literature	7 - Master's degree	1	Total	0	1	0	0	0	0	1	0	0	2	
			Men	1	0	0	0	0	0	0	0	0	3	
			Women	3	0	0	0	0	0	0	0	0	3	
			Total	4	0	0	0	0	0	1	0	5	No	

CIPCODE	Award Level	Major	Gender	Non Resident Alien	Hispanic / Latino	American Indian or Alaska Native	Asian	Black or African American	Native Hawaiian or Other Pacific Islander	White	Two or more Races	Race/ ethnicity unknown	Total	distance education program	
16.0301 Chinese Language and Literature	17 - Doctor's degree - research / scholarship	1	Men	0	0	0	0	0	0	0	0	0	0		
			Women	0	0	0	0	0	0	0	0	0	0		
			Total	0	0	0	0	0	0	0	0	0	0	0	No
16.0302 Japanese Language and Literature	7 - Master's degree	1	Men	1	0	0	0	0	0	0	0	0	1		
			Women	3	0	0	0	0	0	1	0	0	4		
			Total	4	0	0	0	0	0	1	0	0	5	5	No
16.0302 Japanese Language and Literature	17 - Doctor's degree - research / scholarship	1	Men	0	0	0	0	0	0	0	0	0	0		
			Women	0	0	0	0	0	0	1	0	0	1		
			Total	0	0	0	0	0	0	1	0	0	1	1	No
16.0400 Slavic Languages, Literatures, and Linguistics, General	5 - Bachelor's degree	1	Men	0	0	0	0	0	0	4	0	0	4		
			Women	0	0	0	0	0	0	1	0	0	1		
			Total	0	0	0	0	0	0	5	0	0	5	5	No
16.0400 Slavic Languages, Literatures, and Linguistics, General	7 - Master's degree	1	Men	0	0	0	0	0	0	3	0	0	3		
			Women	0	0	0	0	0	0	2	0	0	2		
			Total	0	0	0	0	0	0	5	0	0	5	5	No
16.0400 Slavic Languages, Literatures, and Linguistics, General	17 - Doctor's degree - research / scholarship	1	Men	0	0	0	0	0	0	0	0	0	0		
			Women	0	0	0	0	0	0	1	0	0	1		
			Total	0	0	0	0	0	0	0	1	0	0	1	1
16.0400 Slavic Languages, Literatures, and Linguistics, General	5 - Bachelor's degree	2	Men	0	0	0	0	0	0	1	0	0	1		
			Women	0	0	0	0	0	0	2	0	0	2		
			Total	0	0	0	0	0	0	0	3	0	0	3	3
16.0400 Slavic Languages, Literatures, and Linguistics, General	17 - Doctor's degree - research / scholarship	2	Men	0	0	0	0	0	0	0	0	0	0		
			Women	0	0	0	0	0	0	2	0	0	2		
			Total	0	0	0	0	0	0	0	2	0	0	2	2
16.0500 Germanic Languages, Literatures, and Linguistics, General	5 - Bachelor's degree	1	Men	0	0	0	0	0	0	1	0	0	1		
			Women	0	0	0	0	0	0	6	0	0	6		
			Total	0	0	0	0	0	0	0	7	0	0	7	7
16.0500 Germanic Languages, Literatures, and Linguistics, General	7 - Master's degree	1	Men	0	0	0	0	0	0	2	0	0	2		
			Women	0	0	0	0	0	0	0	0	0	0		
			Total	0	0	0	0	0	0	0	2	0	0	2	2
16.0500 Germanic Languages, Literatures, and Linguistics, General	17 - Doctor's degree - research / scholarship	1	Men	0	0	0	0	0	0	2	0	0	2		
			Women	1	0	0	0	0	0	0	0	0	0	1	
			Total	1	0	0	0	0	0	0	2	0	0	3	3
16.0500 Germanic Languages, Literatures, and Linguistics, General	5 - Bachelor's degree	2	Men	0	0	0	0	0	0	4	0	0	4		
			Women	0	0	0	0	0	0	2	0	0	2		
			Total	0	0	0	0	0	0	0	6	0	0	6	6
16.0901 French Language and Literature	5 - Bachelor's degree	1	Men	0	0	0	1	0	0	2	0	0	3		
			Women	0	0	0	1	0	0	5	1	0	7		
			Total	0	0	0	2	0	0	7	1	0	10	10	No
16.0901	7 - Master's degree	1	Men	0	0	0	0	0	0	2	0	0	2		

CIPCODE	Award Level	Major	Gender	Non Resident Alien	Hispanic / Latino	American Indian or Alaska Native	Asian	Black or African American	Native Hawaiian or Other Pacific Islander	White	Two or more Races	Race/ ethnicity unknown	Total	distance education program
French Language and Literature			Women	1	0	0	0	0	0	3	0	0	4	
			Total	1	0	0	0	0	0	5	0	0	6	No
16.0901	17 - Doctor's degree - research / scholarship	1	Men	0	0	0	0	0	0	1	0	0	1	
French Language and Literature			Women	0	0	0	0	0	0	2	0	0	2	
			Total	0	0	0	0	0	0	3	0	0	3	No
16.0901	5 - Bachelor's degree	2	Men	0	0	0	0	0	0	2	0	0	2	
French Language and Literature			Women	0	1	0	0	0	0	6	0	0	7	
			Total	0	1	0	0	0	0	8	0	0	9	No
16.0902	5 - Bachelor's degree	1	Men	0	0	0	0	0	0	0	0	0	0	
Italian Language and Literature			Women	0	0	0	0	0	0	2	0	0	2	
			Total	0	0	0	0	0	0	2	0	0	2	No
16.0902	7 - Master's degree	1	Men	1	0	0	1	0	0	0	0	0	2	
Italian Language and Literature			Women	0	0	0	0	0	0	0	0	0	0	
			Total	1	0	0	1	0	0	0	0	0	2	No
16.0902	17 - Doctor's degree - research / scholarship	1	Men	0	0	0	0	0	0	0	0	0	0	
Italian Language and Literature			Women	0	0	0	0	0	0	1	0	0	1	
			Total	0	0	0	0	0	0	1	0	0	1	No
16.0902	5 - Bachelor's degree	2	Men	0	1	0	0	0	0	1	0	0	2	
Italian Language and Literature			Women	0	1	0	0	0	0	2	0	0	3	
			Total	0	2	0	0	0	0	3	0	0	5	No
16.0904	5 - Bachelor's degree	1	Men	0	0	0	0	0	0	1	0	0	1	
Portuguese Language and Literature			Women	0	0	0	0	0	0	0	0	0	0	
			Total	0	0	0	0	0	0	1	0	0	1	No
16.0904	7 - Master's degree	1	Men	0	0	0	0	0	0	0	0	0	0	
Portuguese Language and Literature			Women	0	0	0	0	0	0	0	0	0	0	
			Total	0	0	0	0	0	0	0	0	0	0	No
16.0904	17 - Doctor's degree - research / scholarship	1	Men	0	0	0	0	0	0	0	0	0	0	
Portuguese Language and Literature			Women	0	0	0	0	0	0	0	0	0	0	
			Total	0	0	0	0	0	0	0	0	0	0	No
16.0904	5 - Bachelor's degree	2	Men	0	0	0	0	0	0	0	0	0	0	
Portuguese Language and Literature			Women	0	0	0	0	0	0	2	0	0	2	
			Total	0	0	0	0	0	0	2	0	0	2	No
16.0905	5 - Bachelor's degree	1	Men	0	0	0	0	0	0	7	1	0	8	
Spanish Language and Literature			Women	0	4	0	2	1	0	26	2	0	35	
			Total	0	4	0	2	1	0	33	3	0	43	No
16.0905	7 - Master's degree	1	Men	0	1	0	0	0	0	3	0	0	4	
Spanish Language and Literature			Women	1	0	0	0	0	0	2	0	0	3	
			Total	1	1	0	0	0	0	5	0	0	7	No
16.0905	17 - Doctor's degree - research / scholarship	1	Men	1	1	0	0	0	0	0	0	0	2	
Spanish Language and Literature			Women	0	0	0	0	0	0	5	1	0	6	
			Total	1	1	0	0	0	0	5	1	0	8	No
16.0905	5 - Bachelor's degree	2	Men	0	0	0	0	0	0	9	0	0	9	
Spanish Language and Literature			Women	0	1	0	0	0	0	17	0	0	18	
			Total	0	1	0	0	0	0	26	0	0	27	No
16.1100	5 - Bachelor's degree	1	Men	0	0	0	0	0	0	6	0	0	6	
			Women	0	0	0	1	0	0	3	0	0	4	

CIPCODE	Award Level	Major	Gender	Non Resident Alien	Hispanic / Latino	American Indian or Alaska Native	Asian	Black or African American	Native Hawaiian or Other Pacific Islander	White	Two or more Races	Race/ ethnicity unknown	Total	distance education program
Middle/Near Eastern and Semitic Languages, Literatures, and Linguistics, General			Total	0	0	0	1	0	0	9	0	0	10	No
16.1100 Middle/Near Eastern and Semitic Languages, Literatures, and Linguistics, General	7 - Master's degree	1	Men	2	0	0	0	0	0	1	0	0	3	
	Women		2	0	0	1	0	0	2	0	0	0	5	
	Total		4	0	0	1	0	0	3	0	0	0	8	No
16.1100 Middle/Near Eastern and Semitic Languages, Literatures, and Linguistics, General	17 - Doctor's degree - research / scholarship	1	Men	1	0	0	0	0	0	2	0	0	3	
	Women		1	0	0	0	0	0	0	0	0	0	1	
	Total		2	0	0	0	0	0	0	2	0	0	4	No
16.1200 Classics and Classical Languages, Literatures, and Linguistics, General	5 - Bachelor's degree	1	Men	0	0	0	0	0	0	2	0	0	2	
	Women		0	0	0	0	0	0	0	0	0	0	0	
	Total		0	0	0	0	0	0	0	2	0	0	2	No
16.1200 Classics and Classical Languages, Literatures, and Linguistics, General	7 - Master's degree	1	Men	0	0	0	0	0	0	4	0	0	4	
	Women		0	0	0	0	0	0	0	0	0	0	0	
	Total		0	0	0	0	0	0	0	4	0	0	4	No
16.1200 Classics and Classical Languages, Literatures, and Linguistics, General	17 - Doctor's degree - research / scholarship	1	Men	0	0	0	0	0	0	3	0	0	3	
	Women		0	0	0	0	0	0	2	0	0	0	2	
	Total		0	0	0	0	0	0	0	5	0	0	5	No
16.1202 Ancient/Classical Greek Language and Literature	5 - Bachelor's degree	1	Men	0	0	0	0	0	0	0	0	0	0	
	Women		0	1	0	0	0	0	3	0	0	0	4	
	Total		0	1	0	0	0	0	3	0	0	0	4	No
16.1202 Ancient/Classical Greek Language and Literature	5 - Bachelor's degree	2	Men	0	0	0	0	0	0	0	0	0	0	
	Women		0	0	0	0	0	0	2	0	0	0	2	
	Total		0	0	0	0	0	0	2	0	0	0	2	No
19.0901 Apparel and Textiles, General	5 - Bachelor's degree	1	Men	3	1	0	1	1	0	3	0	0	9	
	Women		23	2	0	1	3	0	78	4	0	0	111	
	Total		26	3	0	2	4	0	81	4	0	0	120	No
22.0101 Law	18 - Doctor's degree - professional practice	1	Men	2	7	1	5	4	0	75	2	5	101	
	Women		6	5	1	5	7	0	63	0	2	2	89	
	Total		8	12	2	10	11	0	138	2	7	7	190	No
22.0201 Advanced Legal Research/Studies, General	17 - Doctor's degree - research / scholarship	1	Men	5	0	0	0	0	0	1	0	0	6	
	Women		2	0	0	0	0	0	0	0	0	0	2	
	Total		7	0	0	0	0	0	0	1	0	0	8	No
22.0202 Programs for Foreign Lawyers	7 - Master's degree	1	Men	32	0	0	0	0	0	0	0	0	32	
	Women		16	0	0	0	0	0	0	0	0	0	16	
	Total		48	0	0	0	0	0	0	0	0	0	48	No
22.0206 Comparative Law	7 - Master's degree	1	Men	1	0	0	0	0	0	0	0	0	1	
	Women		1	0	0	0	0	0	0	0	0	0	1	
	Total		2	0	0	0	0	0	0	0	0	0	2	No
23.0101		1	Men	1	1	0	1	0	0	21	1	0	25	

CIPCODE	Award Level	Major	Gender	Non Resident Alien	Hispanic / Latino	American Indian or Alaska Native	Asian	Black or African American	Native Hawaiian or Other Pacific Islander	White	Two or more Races	Race/ ethnicity unknown	Total	distance education program
English Language and Literature, General	5 - Bachelor's degree		Women	2	1	0	1	2	0	53	3	0	62	
			Total	3	2	0	2	2	0	74	4	0	87	No
23.0101 English Language and Literature, General	7 - Master's degree	1	Men	1	0	0	0	0	0	1	0	0	2	
			Women	0	0	0	0	0	0	5	0	0	5	
			Total	1	0	0	0	0	0	6	0	0	7	No
23.0101 English Language and Literature, General	17 - Doctor's degree - research / scholarship	1	Men	0	0	0	0	0	0	4	0	0	4	
			Women	1	1	0	1	0	0	9	0	0	12	
			Total	1	1	0	1	0	0	13	0	0	16	No
23.0101 English Language and Literature, General	5 - Bachelor's degree	2	Men	0	0	0	0	1	0	5	1	0	7	
			Women	0	0	0	0	0	0	7	0	0	7	
			Total	0	0	0	0	1	0	12	1	0	14	No
23.0101 English Language and Literature, General	17 - Doctor's degree - research / scholarship	2	Men	0	0	0	0	0	0	1	0	0	1	
			Women	0	0	0	0	0	0	1	0	0	1	
			Total	0	0	0	0	0	0	2	0	0	2	No
23.1302 Creative Writing	7 - Master's degree	1	Men	0	0	0	1	0	0	2	0	0	3	
			Women	0	0	0	0	2	0	3	1	0	6	
			Total	0	0	0	1	2	0	5	1	0	9	No
23.1405 Children's and Adolescent Literature	6 - Postbaccalaureate certificates	1	Men	0	0	0	0	0	0	0	0	0	0	
			Women	0	1	0	0	0	0	0	0	0	1	
			Total	0	1	0	0	0	0	0	0	0	1	No
24.0101 Liberal Arts and Sciences/Liberal Studies	5 - Bachelor's degree	1	Men	31	6	0	6	10	0	84	5	2	144	
			Women	10	7	0	5	12	0	50	6	0	90	
			Total	41	13	0	11	22	0	134	11	2	234	No
24.0102 General Studies	2 - Awards of at least 1 but less than 2 academic years	1	Men	0	0	0	0	0	0	5	0	0	5	
			Women	0	0	0	1	0	0	3	0	0	4	
			Total	0	0	0	1	0	0	8	0	0	9	No
24.0102 General Studies	5 - Bachelor's degree	1	Men	1	0	0	0	0	0	3	0	0	4	
			Women	0	0	0	1	0	0	8	0	0	9	
			Total	1	0	0	1	0	0	11	0	0	13	No
24.0102 General Studies	6 - Postbaccalaureate certificates	1	Men	12	1	0	4	4	0	25	3	150	199	
			Women	2	2	0	5	2	0	13	0	55	79	
			Total	14	3	0	9	6	0	38	3	205	278	Yes
24.0102 General Studies	5 - Bachelor's degree	2	Men	0	0	0	0	0	0	1	0	0	1	
			Women	0	0	0	0	0	0	1	0	0	1	
			Total	0	0	0	0	0	0	2	0	0	2	No
24.0199 Liberal Arts and Sciences, General Studies and Humanities, Other	3 - Associate's degree	1	Men	0	0	0	0	0	0	1	0	0	1	
			Women	0	0	0	0	0	0	1	0	0	1	
			Total	0	0	0	0	0	0	2	0	0	2	No
25.0101 Library and Information Science	7 - Master's degree	1	Men	5	1	0	0	0	0	25	0	1	32	
			Women	2	2	0	2	0	0	40	4	0	50	
			Total	7	3	0	2	0	0	65	4	1	82	No
25.0101 Library and Information Science	17 - Doctor's degree - research / scholarship	1	Men	1	0	0	0	0	0	1	0	0	2	
			Women	1	0	0	0	0	0	1	0	0	2	
			Total	2	0	0	0	0	0	2	0	0	4	No

CIPCODE	Award Level	Major	Gender	Non Resident Alien	Hispanic / Latino	American Indian or Alaska Native	Asian	Black or African American	Native Hawaiian or Other Pacific Islander	White	Two or more Races	Race/ ethnicity unknown	Total	distance education program
26.0101 Biology/Biological Sciences, General	5 - Bachelor's degree	1	Men	6	7	0	25	3	1	111	7	0	160	
			Women	4	5	0	15	2	1	102	5	0	134	
			Total	10	12	0	40	5	2	213	12	0	294	No
26.0101 Biology/Biological Sciences, General	5 - Bachelor's degree	2	Men	0	0	0	0	0	0	0	0	0	0	
			Women	0	0	0	1	0	0	2	0	0	3	
			Total	0	0	0	1	0	0	2	0	0	3	No
26.0202 Biochemistry	5 - Bachelor's degree	1	Men	1	2	0	4	0	0	22	1	0	30	
			Women	1	1	0	3	2	0	15	1	0	23	
			Total	2	3	0	7	2	0	37	2	0	53	No
26.0202 Biochemistry	7 - Master's degree	1	Men	0	0	0	0	0	0	0	0	0	0	
			Women	0	0	0	0	0	0	0	0	0	0	
			Total	0	0	0	0	0	0	0	0	0	0	No
26.0202 Biochemistry	17 - Doctor's degree - research / scholarship	1	Men	3	0	0	0	0	0	1	0	0	4	
			Women	0	0	0	0	0	0	4	0	0	4	
			Total	3	0	0	0	0	0	5	0	0	8	No
26.0210 Biochemistry and Molecular Biology	17 - Doctor's degree - research / scholarship	1	Men	0	0	0	0	0	0	1	0	0	1	
			Women	1	0	0	0	0	0	0	0	0	1	
			Total	1	0	0	0	0	0	1	0	0	2	No
26.0301 Botany/Plant Biology	7 - Master's degree	1	Men	0	0	0	0	0	0	0	0	0	0	
			Women	0	0	0	0	0	0	0	0	0	0	
			Total	0	0	0	0	0	0	0	0	0	0	No
26.0301 Botany/Plant Biology	17 - Doctor's degree - research / scholarship	1	Men	0	0	0	0	0	0	0	0	0	0	
			Women	0	0	0	0	0	0	0	0	0	0	
			Total	0	0	0	0	0	0	0	0	0	0	No
26.0403 Anatomy	7 - Master's degree	1	Men	0	0	0	0	0	0	0	0	0	0	
			Women	0	0	0	0	0	0	1	0	0	1	
			Total	0	0	0	0	0	0	1	0	0	1	No
26.0502 Microbiology, General	5 - Bachelor's degree	1	Men	0	2	0	1	1	0	12	0	0	16	
			Women	0	0	0	1	1	0	8	0	0	10	
			Total	0	2	0	2	2	0	20	0	0	26	No
26.0502 Microbiology, General	7 - Master's degree	1	Men	0	0	0	0	0	0	1	0	0	1	
			Women	1	0	0	0	0	0	2	0	0	3	
			Total	1	0	0	0	0	0	3	0	0	4	No
26.0502 Microbiology, General	17 - Doctor's degree - research / scholarship	1	Men	0	0	0	0	0	0	1	0	0	1	
			Women	2	0	0	0	0	0	2	0	0	4	
			Total	2	0	0	0	0	0	3	0	0	5	No
26.0701 Zoology/Animal Biology	7 - Master's degree	1	Men	0	0	0	0	0	0	0	0	0	0	
			Women	2	1	0	0	0	0	0	0	0	3	
			Total	2	1	0	0	0	0	0	0	0	3	No
26.0708 Animal Behavior and Ethology	5 - Bachelor's degree	1	Men	0	0	0	0	0	0	2	0	0	2	
			Women	0	0	0	0	0	0	7	0	0	7	
			Total	0	0	0	0	0	0	9	0	0	9	No
26.0901 Physiology, General	7 - Master's degree	1	Men	0	0	0	0	0	0	0	0	0	0	
			Women	0	0	0	0	0	0	0	0	0	0	
			Total	0	0	0	0	0	0	0	0	0	0	No
26.0909		1	Men	0	0	0	0	0	0	0	0	1	1	

CIPCODE	Award Level	Major	Gender	Non Resident Alien	Hispanic / Latino	American Indian or Alaska Native	Asian	Black or African American	Native Hawaiian or Other Pacific Islander	White	Two or more Races	Race/ ethnicity unknown	Total	distance education program
Vision Science/Physiological Optics	5 - Bachelor's degree		Women	0	0	0	0	0	0	2	0	0	2	
			Total	0	0	0	0	0	0	2	0	1	3	No
26.0909 Vision Science/Physiological Optics	7 - Master's degree	1	Men	2	0	0	0	0	0	0	0	0	2	
			Women	1	0	0	0	0	0	1	0	0	2	
			Total	3	0	0	0	0	0	1	0	0	4	No
26.0909 Vision Science/Physiological Optics	17 - Doctor's degree - research / scholarship	1	Men	1	0	0	0	0	0	0	0	0	1	
			Women	1	0	0	0	1	0	0	0	0	2	
			Total	2	0	0	0	1	0	0	0	0	3	No
26.1001 Pharmacology	7 - Master's degree	1	Men	0	0	0	0	0	0	0	0	0	0	
			Women	0	0	0	0	0	0	0	0	0	0	
			Total	0	0	0	0	0	0	0	0	0	0	No
26.1001 Pharmacology	17 - Doctor's degree - research / scholarship	1	Men	0	0	0	0	0	0	0	0	0	0	
			Women	0	0	0	0	0	0	0	0	0	0	
			Total	0	0	0	0	0	0	0	0	0	0	No
26.1103 Bioinformatics	7 - Master's degree	1	Men	0	0	0	0	0	0	0	0	0	0	
			Women	0	0	0	0	0	0	0	0	0	0	
			Total	0	0	0	0	0	0	0	0	0	0	No
26.1201 Biotechnology	5 - Bachelor's degree	1	Men	0	1	0	1	0	0	8	0	0	10	
			Women	2	0	0	0	0	0	1	0	0	3	
			Total	2	1	0	1	0	0	9	0	0	13	No
26.1201 Biotechnology	7 - Master's degree	1	Men	1	0	0	0	0	0	8	0	0	9	
			Women	1	0	0	1	0	0	0	0	0	2	
			Total	2	0	0	1	0	0	8	0	0	11	No
26.1201 Biotechnology	5 - Bachelor's degree	2	Men	0	0	0	0	0	0	0	0	0	0	
			Women	0	0	0	0	0	0	1	0	0	1	
			Total	0	0	0	0	0	0	1	0	0	1	No
26.1309 Epidemiology	17 - Doctor's degree - research / scholarship	1	Men	0	0	0	0	0	0	0	0	0	0	
			Women	0	0	0	0	0	0	1	0	0	1	
			Total	0	0	0	0	0	0	1	0	0	1	No
26.1310 Ecology and Evolutionary Biology	7 - Master's degree	1	Men	0	0	0	0	1	0	0	0	0	1	
			Women	0	1	0	0	0	0	0	0	0	1	
			Total	0	1	0	0	1	0	0	0	0	2	No
26.1310 Ecology and Evolutionary Biology	17 - Doctor's degree - research / scholarship	1	Men	0	1	0	0	0	0	1	0	0	2	
			Women	1	0	0	0	0	0	7	0	0	8	
			Total	1	1	0	0	0	0	8	0	0	10	No
26.1501 Neuroscience	5 - Bachelor's degree	1	Men	2	1	0	14	1	0	31	0	0	49	
			Women	1	4	0	18	3	0	35	2	0	63	
			Total	3	5	0	32	4	0	66	2	0	112	No
26.1501 Neuroscience	17 - Doctor's degree - research / scholarship	1	Men	0	0	0	0	0	0	0	0	0	0	
			Women	0	0	0	0	0	0	0	0	0	0	
			Total	0	0	0	0	0	0	0	0	0	0	No
26.9999	5 - Bachelor's degree	1	Men	0	1	0	1	0	0	26	2	0	30	
			Women	0	5	1	2	7	0	61	3	0	79	

CIPCODE	Award Level	Major	Gender	Non Resident Alien	Hispanic / Latino	American Indian or Alaska Native	Asian	Black or African American	Native Hawaiian or Other Pacific Islander	White	Two or more Races	Race/ ethnicity unknown	Total	distance education program
Biological and Biomedical Sciences, Other			Total	0	6	1	3	7	0	87	5	0	109	No
27.0101 Mathematics, General	5 - Bachelor's degree	1	Men	30	3	0	5	0	0	25	4	0	67	
			Women	30	0	0	1	0	0	5	0	1	37	
			Total	60	3	0	6	0	0	30	4	1	104	No
27.0101 Mathematics, General	7 - Master's degree	1	Men	5	0	0	1	0	0	4	0	0	10	
			Women	1	0	0	0	0	0	2	0	0	3	
			Total	6	0	0	1	0	0	6	0	0	13	No
27.0101 Mathematics, General	17 - Doctor's degree - research / scholarship	1	Men	7	0	0	1	0	0	1	0	0	9	
			Women	1	0	0	0	0	0	1	0	0	2	
			Total	8	0	0	1	0	0	2	0	0	11	No
27.0101 Mathematics, General	5 - Bachelor's degree	2	Men	13	0	0	0	0	0	4	0	0	17	
			Women	5	0	0	1	0	0	2	0	0	8	
			Total	18	0	0	1	0	0	6	0	0	25	No
27.0501 Statistics, General	5 - Bachelor's degree	1	Men	5	0	0	0	0	0	1	0	0	6	
			Women	2	0	0	0	0	0	0	0	0	2	
			Total	7	0	0	0	0	0	1	0	0	8	No
27.0501 Statistics, General	7 - Master's degree	1	Men	3	0	0	1	0	0	1	0	0	5	
			Women	2	0	0	0	0	0	0	0	0	2	
			Total	5	0	0	1	0	0	1	0	0	7	No
27.0502 Mathematical Statistics and Probability	7 - Master's degree	1	Men	6	0	0	0	0	0	1	0	0	7	
			Women	4	0	0	0	0	0	3	0	0	7	
			Total	10	0	0	0	0	0	4	0	0	14	No
30.0000 Multi-/Interdisciplinary Studies, General	5 - Bachelor's degree	1	Men	0	0	0	0	0	0	0	0	0	0	
			Women	0	0	0	0	0	0	0	0	0	0	
			Total	0	0	0	0	0	0	0	0	0	0	No
30.1101 Gerontology	6 - Postbaccalaureate certificates	1	Men	0	0	0	0	0	0	1	0	0	1	
			Women	1	0	0	0	0	0	1	0	0	2	
			Total	1	0	0	0	0	0	2	0	0	3	Yes
30.2501 Cognitive Science	5 - Bachelor's degree	1	Men	0	0	0	0	0	0	7	0	0	7	
			Women	1	1	0	1	0	0	3	0	0	6	
			Total	1	1	0	1	0	0	10	0	0	13	No
30.2501 Cognitive Science	17 - Doctor's degree - research / scholarship	1	Men	1	0	0	0	0	0	1	0	0	2	
			Women	0	0	0	0	0	0	0	0	0	0	
			Total	1	0	0	0	0	0	1	0	0	2	No
30.2501 Cognitive Science	17 - Doctor's degree - research / scholarship	2	Men	0	1	0	0	0	0	4	0	0	5	
			Women	0	0	0	0	0	0	1	0	0	1	
			Total	0	1	0	0	0	0	5	0	0	6	No
30.3001 Computational Science	6 - Postbaccalaureate certificates	1	Men	2	0	0	0	1	0	4	0	0	7	
			Women	1	0	0	0	0	0	1	0	0	2	
			Total	3	0	0	0	1	0	5	0	0	9	Yes
30.3001 Computational Science	7 - Master's degree	1	Men	1	0	0	1	0	0	1	0	0	3	
			Women	1	0	0	0	0	0	1	0	0	2	
			Total	2	0	0	1	0	0	2	0	0	5	Yes
30.3101	7 - Master's degree	1	Men	16	0	0	2	0	0	14	0	0	32	

CIPCODE	Award Level	Major	Gender	Non Resident Alien	Hispanic / Latino	American Indian or Alaska Native	Asian	Black or African American	Native Hawaiian or Other Pacific Islander	White	Two or more Races	Race/ ethnicity unknown	Total	distance education program
Human Computer Interaction			Women	7	0	0	2	0	0	6	0	0	15	
			Total	23	0	0	4	0	0	20	0	0	47	No
31.0101 Parks, Recreation and Leisure Studies	5 - Bachelor's degree	1	Men	4	1	0	5	4	0	44	2	0	60	
			Women	14	5	0	2	4	0	124	10	1	160	
			Total	18	6	0	7	8	0	168	12	1	220	No
31.0101 Parks, Recreation and Leisure Studies	6 - Postbaccalaureate certificates	1	Men	1	0	0	0	0	0	0	0	0	1	
			Women	0	0	0	0	0	0	0	0	0	0	
			Total	1	0	0	0	0	0	0	0	0	1	No
31.0101 Parks, Recreation and Leisure Studies	7 - Master's degree	1	Men	1	0	0	0	0	0	5	0	0	6	
			Women	3	0	0	0	0	0	11	0	0	14	
			Total	4	0	0	0	0	0	16	0	0	20	Yes
31.0505 Kinesiology and Exercise Science	5 - Bachelor's degree	1	Men	5	6	0	6	7	0	173	7	2	206	
			Women	3	4	0	3	8	0	141	2	0	161	
			Total	8	10	0	9	15	0	314	9	2	367	No
31.0505 Kinesiology and Exercise Science	7 - Master's degree	1	Men	3	0	0	2	1	0	23	0	0	29	
			Women	2	1	1	0	1	0	16	0	0	21	
			Total	5	1	1	2	2	0	39	0	0	50	No
31.0505 Kinesiology and Exercise Science	17 - Doctor's degree - research / scholarship	1	Men	1	0	0	0	0	0	3	0	0	4	
			Women	0	0	0	0	1	0	1	0	0	2	
			Total	1	0	0	0	1	0	4	0	0	6	No
31.9999 Parks, Recreation, Leisure, and Fitness Studies, Other	17 - Doctor's degree - research / scholarship	1	Men	0	0	0	0	0	0	2	0	0	2	
			Women	1	0	0	0	0	0	2	1	0	4	
			Total	1	0	0	0	0	0	4	1	0	6	No
38.0101 Philosophy	5 - Bachelor's degree	1	Men	0	1	0	0	0	0	5	0	0	6	
			Women	0	0	0	0	0	0	2	0	0	2	
			Total	0	1	0	0	0	0	7	0	0	8	No
38.0101 Philosophy	7 - Master's degree	1	Men	0	0	0	0	0	0	2	0	0	2	
			Women	0	0	0	0	0	0	0	0	0	0	
			Total	0	0	0	0	0	0	2	0	0	2	No
38.0101 Philosophy	17 - Doctor's degree - research / scholarship	1	Men	0	0	0	0	0	0	4	0	0	4	
			Women	0	0	0	0	0	0	2	0	0	2	
			Total	0	0	0	0	0	0	6	0	0	6	No
38.0101 Philosophy	5 - Bachelor's degree	2	Men	0	0	0	0	0	0	2	0	0	2	
			Women	0	0	0	0	0	0	1	0	0	1	
			Total	0	0	0	0	0	0	3	0	0	3	No
38.0201 Religion/Religious Studies	5 - Bachelor's degree	1	Men	0	0	0	0	1	0	2	0	0	3	
			Women	0	0	0	0	1	0	1	0	0	2	
			Total	0	0	0	0	2	0	3	0	0	5	No
38.0201 Religion/Religious Studies	7 - Master's degree	1	Men	0	0	0	0	0	0	0	0	0	0	
			Women	0	0	0	0	1	0	1	0	0	2	
			Total	0	0	0	0	1	0	1	0	0	2	No
38.0201 Religion/Religious Studies	17 - Doctor's degree - research / scholarship	1	Men	0	0	0	0	0	0	0	0	0	0	
			Women	0	0	0	0	0	0	2	0	0	2	
			Total	0	0	0	0	0	0	2	0	0	2	No
38.0201		2	Men	0	0	0	0	0	0	1	0	0	1	

CIPCODE	Award Level	Major	Gender	Non Resident Alien	Hispanic / Latino	American Indian or Alaska Native	Asian	Black or African American	Native Hawaiian or Other Pacific Islander	White	Two or more Races	Race/ ethnicity unknown	Total	distance education program
	17 - Doctor's degree - research / scholarship		Total	6	1	0	0	0	0	1	0	0	8	No
45.0601 Economics, General	5 - Bachelor's degree	2	Men	5	1	0	0	0	0	7	0	0	13	
			Women	10	0	0	0	0	0	2	2	0	14	
			Total	15	1	0	0	0	0	9	2	0	27	No
45.0701 Geography	5 - Bachelor's degree	1	Men	2	0	0	0	0	0	10	1	0	13	
			Women	0	0	0	0	0	0	4	0	0	4	
			Total	2	0	0	0	0	0	14	1	0	17	No
45.0701 Geography	7 - Master's degree	1	Men	0	0	0	0	0	0	3	0	0	3	
			Women	0	0	0	0	0	0	1	0	0	1	
			Total	0	0	0	0	0	0	4	0	0	4	No
45.0701 Geography	17 - Doctor's degree - research / scholarship	1	Men	0	0	0	0	0	0	2	0	0	2	
			Women	0	0	0	0	0	0	2	0	0	2	
			Total	0	0	0	0	0	0	4	0	0	4	No
45.0901 International Relations and Affairs	5 - Bachelor's degree	1	Men	2	1	0	1	0	0	13	2	1	20	
			Women	4	5	0	3	2	0	26	2	0	42	
			Total	6	6	0	4	2	0	39	4	1	62	No
45.0901 International Relations and Affairs	5 - Bachelor's degree	2	Men	0	0	0	0	0	0	0	0	0	0	
			Women	0	0	0	0	0	0	2	0	0	2	
			Total	0	0	0	0	0	0	2	0	0	2	No
45.1001 Political Science and Government, General	5 - Bachelor's degree	1	Men	3	5	0	2	2	0	49	4	1	66	
			Women	3	5	0	1	1	0	30	2	0	42	
			Total	6	10	0	3	3	0	79	6	1	108	No
45.1001 Political Science and Government, General	7 - Master's degree	1	Men	0	0	0	0	0	0	2	0	0	2	
			Women	2	0	0	0	0	0	0	0	0	2	
			Total	2	0	0	0	0	0	2	0	0	4	No
45.1001 Political Science and Government, General	17 - Doctor's degree - research / scholarship	1	Men	2	0	0	0	1	0	4	0	0	7	
			Women	0	0	0	0	0	0	0	0	0	0	
			Total	2	0	0	0	1	0	4	0	0	7	No
45.1001 Political Science and Government, General	5 - Bachelor's degree	2	Men	0	1	0	0	0	0	14	0	0	15	
			Women	2	1	0	0	0	0	14	1	0	18	
			Total	2	2	0	0	0	0	28	1	0	33	No
45.1001 Political Science and Government, General	17 - Doctor's degree - research / scholarship	2	Men	1	0	0	0	1	0	4	0	0	6	
			Women	0	0	0	0	0	0	0	0	0	0	
			Total	1	0	0	0	1	0	4	0	0	6	No
45.1101 Sociology	5 - Bachelor's degree	1	Men	0	0	0	0	2	0	12	2	0	16	
			Women	0	1	0	0	3	0	14	3	0	21	
			Total	0	1	0	0	5	0	26	5	0	37	No
45.1101 Sociology	7 - Master's degree	1	Men	0	0	0	0	0	0	4	0	0	4	
			Women	0	0	0	0	0	0	2	0	0	2	
			Total	0	0	0	0	0	0	6	0	0	6	No
45.1101 Sociology	17 - Doctor's degree - research / scholarship	1	Men	0	0	0	2	1	0	3	0	0	6	
			Women	0	1	0	0	1	0	3	0	0	5	
			Total	0	1	0	2	2	0	6	0	0	11	No
45.1101		2	Men	0	0	0	0	0	0	5	0	0	5	

CIPCODE	Award Level	Major	Gender	Non Resident Alien	Hispanic / Latino	American Indian or Alaska Native	Asian	Black or African American	Native Hawaiian or Other Pacific Islander	White	Two or more Races	Race/ ethnicity unknown	Total	distance education program
Sociology	5 - Bachelor's degree		Women	1	1	0	0	3	0	12	1	0	18	
			Total	1	1	0	0	3	0	17	1	0	23	No
47.0404 Musical Instrument Fabrication and Repair	3 - Associate's degree	1	Men	0	0	0	0	0	0	0	0	0	0	
			Women	0	0	0	0	0	0	0	0	0	0	
			Total	0	0	0	0	0	0	0	0	0	0	No
50.0302 Ballet	5 - Bachelor's degree	1	Men	0	0	0	0	1	0	1	0	0	2	
			Women	0	0	0	0	0	0	0	0	0	0	
			Total	0	0	0	0	1	0	1	0	0	2	No
50.0407 Fashion/Apparel Design	5 - Bachelor's degree	1	Men	1	0	0	0	0	0	1	0	0	2	
			Women	4	0	0	1	2	0	10	1	0	18	
			Total	5	0	0	1	2	0	11	1	0	20	No
50.0408 Interior Design	5 - Bachelor's degree	1	Men	4	0	0	0	0	0	1	0	0	5	
			Women	5	1	0	0	0	0	11	0	0	17	
			Total	9	1	0	0	0	0	12	0	0	22	No
50.0411 Game and Interactive Media Design	5 - Bachelor's degree	1	Men	0	0	0	0	0	0	3	1	0	4	
			Women	0	0	0	0	0	0	1	0	0	1	
			Total	0	0	0	0	0	0	4	1	0	5	No
50.0501 Drama and Dramatics/Theatre Arts, General	5 - Bachelor's degree	1	Men	0	0	0	0	1	0	10	0	0	11	
			Women	0	1	0	0	0	0	21	0	0	22	
			Total	0	1	0	0	1	0	31	0	0	33	No
50.0501 Drama and Dramatics/Theatre Arts, General	7 - Master's degree	1	Men	0	0	0	0	0	0	0	0	0	0	
			Women	1	0	0	0	0	0	1	0	0	2	
			Total	1	0	0	0	0	0	1	0	0	2	No
50.0501 Drama and Dramatics/Theatre Arts, General	17 - Doctor's degree - research / scholarship	1	Men	0	0	0	0	0	0	1	0	0	1	
			Women	0	0	0	0	0	0	2	0	0	2	
			Total	0	0	0	0	0	0	3	0	0	3	No
50.0501 Drama and Dramatics/Theatre Arts, General	5 - Bachelor's degree	2	Men	0	0	0	0	0	0	0	1	0	1	
			Women	0	0	0	0	0	0	1	0	0	1	
			Total	0	0	0	0	0	0	1	1	0	2	No
50.0509 Musical Theatre	5 - Bachelor's degree	1	Men	0	0	0	0	1	0	4	1	0	6	
			Women	0	0	0	0	0	0	9	0	0	9	
			Total	0	0	0	0	1	0	13	1	0	15	No
50.0599 Dramatic/Theatre Arts and Stagecraft, Other	7 - Master's degree	1	Men	1	0	0	0	1	0	2	0	0	4	
			Women	0	0	0	0	0	0	4	0	0	4	
			Total	1	0	0	0	1	0	6	0	0	8	No
50.0701 Art/Art Studies, General	5 - Bachelor's degree	1	Men	2	1	0	1	0	0	7	2	1	14	
			Women	10	2	0	1	0	0	21	1	0	35	
			Total	12	3	0	2	0	0	28	3	1	49	No
50.0701 Art/Art Studies, General	5 - Bachelor's degree	2	Men	1	0	0	0	0	0	0	0	0	1	
			Women	1	0	0	0	0	0	0	0	0	1	
			Total	2	0	0	0	0	0	0	0	0	2	No
50.0702	5 - Bachelor's degree	1	Men	0	0	0	0	0	0	6	0	0	6	
			Women	3	3	0	1	1	0	12	0	0	20	

CIPCODE	Award Level	Major	Gender	Non Resident Alien	Hispanic / Latino	American Indian or Alaska Native	Asian	Black or African American	Native Hawaiian or Other Pacific Islander	White	Two or more Races	Race/ ethnicity unknown	Total	distance education program
Fine/Studio Arts, General			Total	3	3	0	1	1	0	18	0	0	26	No
50.0702 Fine/Studio Arts, General	7 - Master's degree	1	Men	0	1	0	0	0	0	5	0	0	6	
			Women	0	0	0	0	0	0	6	1	0	7	
			Total	0	1	0	0	0	0	11	1	0	13	No
50.0703 Art History, Criticism and Conservation	5 - Bachelor's degree	1	Men	0	0	0	0	0	0	2	0	0	2	
			Women	1	0	0	0	0	0	10	1	0	12	
			Total	1	0	0	0	0	0	12	1	0	14	No
50.0703 Art History, Criticism and Conservation	7 - Master's degree	1	Men	0	0	0	0	0	0	0	0	0	0	
			Women	0	0	0	0	0	0	7	0	0	7	
			Total	0	0	0	0	0	0	7	0	0	7	No
50.0703 Art History, Criticism and Conservation	17 - Doctor's degree - research / scholarship	1	Men	0	0	0	0	0	0	0	0	0	0	
			Women	0	0	0	0	0	0	4	0	0	4	
			Total	0	0	0	0	0	0	4	0	0	4	No
50.0703 Art History, Criticism and Conservation	5 - Bachelor's degree	2	Men	0	0	0	0	0	0	1	0	0	1	
			Women	0	1	0	0	0	0	3	0	0	4	
			Total	0	1	0	0	0	0	4	0	0	5	No
50.0901 Music, General	17 - Doctor's degree - research / scholarship	1	Men	0	0	0	0	0	0	2	0	0	2	
			Women	0	0	0	0	0	0	0	0	0	0	
			Total	0	0	0	0	0	0	2	0	0	2	No
50.0903 Music Performance, General	5 - Bachelor's degree	1	Men	6	1	0	4	1	0	40	2	0	54	
			Women	6	3	0	5	0	0	24	2	0	40	
			Total	12	4	0	9	1	0	64	4	0	94	No
50.0903 Music Performance, General	6 - Postbaccalaureate certificates	1	Men	0	0	0	0	0	0	0	0	0	0	
			Women	0	0	0	0	0	0	0	0	0	0	
			Total	0	0	0	0	0	0	0	0	0	0	No
50.0903 Music Performance, General	7 - Master's degree	1	Men	22	3	0	7	6	0	55	2	0	95	
			Women	34	4	0	7	2	0	42	4	0	93	
			Total	56	7	0	14	8	0	97	6	0	188	No
50.0903 Music Performance, General	17 - Doctor's degree - research / scholarship	1	Men	4	0	0	2	0	0	12	0	0	18	
			Women	6	0	0	0	1	0	6	0	0	13	
			Total	10	0	0	2	1	0	18	0	0	31	No
50.0905 Musicology and Ethnomusicology	7 - Master's degree	1	Men	0	0	0	0	0	0	1	0	0	1	
			Women	0	0	0	0	0	0	2	0	0	2	
			Total	0	0	0	0	0	0	3	0	0	3	No
50.0905 Musicology and Ethnomusicology	17 - Doctor's degree - research / scholarship	1	Men	0	0	0	0	0	0	1	0	0	1	
			Women	1	0	0	0	0	0	0	0	0	1	
			Total	1	0	0	0	0	0	1	0	0	2	No
50.0907 Keyboard Instruments	6 - Postbaccalaureate certificates	1	Men	0	0	0	1	0	0	2	0	0	3	
			Women	5	0	0	1	0	0	1	0	0	7	
			Total	5	0	0	2	0	0	3	0	0	10	No
50.0908 Voice and Opera	2 - Awards of at least 1 but less than 2 academic years	1	Men	0	0	0	0	0	0	0	0	0	0	
			Women	0	0	0	0	0	0	0	0	0	0	
			Total	0	0	0	0	0	0	0	0	0	0	No
50.0908 Voice and Opera		1	Men	0	0	0	1	0	0	3	0	0	4	
			Women	1	0	0	0	1	0	1	0	0	3	

CIPCODE	Award Level	Major	Gender	Non Resident Alien	Hispanic / Latino	American Indian or Alaska Native	Asian	Black or African American	Native Hawaiian or Other Pacific Islander	White	Two or more Races	Race/ ethnicity unknown	Total	distance education program
	6 - Postbaccalaureate certificates		Total	1	0	0	1	1	0	4	0	0	7	No
50.0911 Stringed Instruments	2 - Awards of at least 1 but less than 2 academic years	1	Men	0	0	0	0	0	0	0	0	0	0	
			Women	0	0	0	0	0	0	0	0	0	0	
			Total	0	0	0	0	0	0	0	0	0	0	No
50.0911 Stringed Instruments	6 - Postbaccalaureate certificates	1	Men	5	0	0	2	0	0	2	0	0	9	
			Women	13	1	0	3	1	0	2	0	0	20	
			Total	18	1	0	5	1	0	4	0	0	29	No
50.0914 Brass Instruments	6 - Postbaccalaureate certificates	1	Men	1	0	0	0	0	0	1	0	0	2	
			Women	0	0	0	0	0	0	0	0	0	0	
			Total	1	0	0	0	0	0	1	0	0	2	No
50.0915 Woodwind Instruments	2 - Awards of at least 1 but less than 2 academic years	1	Men	0	0	0	0	0	0	0	0	0	0	
			Women	0	0	0	0	0	0	0	0	0	0	
			Total	0	0	0	0	0	0	0	0	0	0	No
50.0915 Woodwind Instruments	6 - Postbaccalaureate certificates	1	Men	3	0	0	0	0	0	2	0	0	5	
			Women	2	0	0	0	0	0	0	0	0	2	
			Total	5	0	0	0	0	0	2	0	0	7	No
50.0916 Percussion Instruments	6 - Postbaccalaureate certificates	1	Men	0	0	0	0	0	0	0	0	0	0	
			Women	0	0	0	0	0	0	1	0	0	1	
			Total	0	0	0	0	0	0	1	0	0	1	No
50.0999 Music, Other	5 - Bachelor's degree	1	Men	0	0	0	1	0	0	4	0	0	5	
			Women	1	1	0	0	0	0	11	0	0	13	
			Total	1	1	0	1	0	0	15	0	0	18	No
50.1002 Fine and Studio Arts Management	5 - Bachelor's degree	1	Men	1	1	0	0	0	0	18	0	0	20	
			Women	6	3	0	0	4	0	28	1	0	42	
			Total	7	4	0	0	4	0	46	1	0	62	No
50.1002 Fine and Studio Arts Management	7 - Master's degree	1	Men	2	0	0	0	0	0	5	0	0	7	
			Women	17	3	0	0	1	0	7	0	0	28	
			Total	19	3	0	0	1	0	12	0	0	35	No
51.0204 Audiology/Audiologist and Speech-Language Pathology/Pathologist	5 - Bachelor's degree	1	Men	0	0	0	0	0	0	5	0	0	5	
			Women	0	4	1	3	3	0	113	5	0	129	
			Total	0	4	1	3	3	0	118	5	0	134	No
51.0204 Audiology/Audiologist and Speech-Language Pathology/Pathologist	7 - Master's degree	1	Men	0	0	0	0	0	0	4	0	0	4	
			Women	0	1	0	0	0	0	32	0	0	33	
			Total	0	1	0	0	0	0	36	0	0	37	No
51.0204 Audiology/Audiologist and Speech-Language Pathology/Pathologist	17 - Doctor's degree - research / scholarship	1	Men	0	0	0	0	0	0	0	0	0	0	
			Women	0	1	0	0	0	0	0	0	0	1	
			Total	0	1	0	0	0	0	0	0	0	1	No
51.0204 Audiology/Audiologist and Speech-Language Pathology/Pathologist	18 - Doctor's degree - professional practice	1	Men	0	0	0	0	0	0	1	0	0	1	
			Women	0	0	0	0	0	0	11	0	0	11	
			Total	0	0	0	0	0	0	12	0	0	12	No
51.0204	5 - Bachelor's degree	2	Men	0	0	0	0	0	0	1	0	0	1	

CIPCODE	Award Level	Major	Gender	Non Resident Alien	Hispanic / Latino	American Indian or Alaska Native	Asian	Black or African American	Native Hawaiian or Other Pacific Islander	White	Two or more Races	Race/ ethnicity unknown	Total	distance education program
Audiology/Audiologist and Speech-Language Pathology/Pathologist			Women	0	0	0	0	0	0	0	0	0	0	
			Total	0	0	0	0	0	0	1	0	0	1	No
51.0913 Athletic Training/Trainer	5 - Bachelor's degree	1	Men	0	0	0	0	0	0	4	0	0	4	
			Women	0	1	0	0	1	0	9	0	0	11	
			Total	0	1	0	0	1	0	13	0	0	15	No
51.1701 Optometry	18 - Doctor's degree - professional practice	1	Men	0	2	0	0	0	0	29	0	0	31	
			Women	1	1	0	3	1	0	36	1	0	43	
			Total	1	3	0	3	1	0	65	1	0	74	No
51.1802 Optometric Technician/Assistant	3 - Associate's degree	1	Men	0	0	0	0	0	0	0	0	0	0	
			Women	0	1	0	1	0	0	2	0	0	4	
			Total	0	1	0	1	0	0	2	0	0	4	No
51.2202 Environmental Health	17 - Doctor's degree - research / scholarship	1	Men	0	0	0	0	0	0	0	0	0	0	
			Women	1	0	0	0	0	0	0	0	0	1	
			Total	1	0	0	0	0	0	0	0	0	1	No
51.2205 Health/Medical Physics	7 - Master's degree	1	Men	1	0	0	1	0	0	0	0	0	2	
			Women	1	0	0	0	0	0	0	0	0	1	
			Total	2	0	0	1	0	0	0	0	0	3	No
51.2208 Community Health and Preventive Medicine	5 - Bachelor's degree	1	Men	0	1	0	1	0	0	9	0	0	11	
			Women	1	3	0	1	10	0	54	2	0	71	
			Total	1	4	0	2	10	0	63	2	0	82	No
51.2208 Community Health and Preventive Medicine	7 - Master's degree	1	Men	0	1	0	0	4	0	5	2	0	12	
			Women	4	3	0	4	6	0	17	0	0	34	
			Total	4	4	0	4	10	0	22	2	0	46	No
51.2212 Behavioral Aspects of Health	17 - Doctor's degree - research / scholarship	1	Men	0	0	0	0	0	0	2	0	0	2	
			Women	4	0	0	1	1	0	4	0	0	10	
			Total	4	0	0	1	1	0	6	0	0	12	No
51.2299 Public Health, Other	5 - Bachelor's degree	1	Men	1	0	0	0	0	0	40	3	0	44	
			Women	2	1	0	2	4	0	55	1	0	65	
			Total	3	1	0	2	4	0	95	4	0	109	No
52.0101 Business/Commerce, General	1 - Awards of less than 1 academic year	1	Men	6	2	0	2	1	0	55	1	0	67	
			Women	6	2	0	1	1	0	24	1	0	35	
			Total	12	4	0	3	2	0	79	2	0	102	No
52.0101 Business/Commerce, General	2 - Awards of at least 1 but less than 2 academic years	1	Men	1	0	0	0	0	0	2	0	0	3	
			Women	0	0	0	0	0	0	0	0	0	0	
			Total	1	0	0	0	0	0	2	0	0	3	No
52.0101 Business/Commerce, General	5 - Bachelor's degree	1	Men	173	38	2	57	6	1	603	15	3	898	
			Women	154	14	0	26	5	0	297	10	5	511	
			Total	327	52	2	83	11	1	900	25	8	1409	No
52.0101 Business/Commerce, General	6 - Postbaccalaureate certificates	1	Men	9	5	0	21	6	0	39	0	4	84	
			Women	3	1	0	2	1	0	15	2	2	26	
			Total	12	6	0	23	7	0	54	2	6	110	Yes
52.0101 Business/Commerce, General	7 - Master's degree	1	Men	119	14	0	72	13	0	334	9	41	602	
			Women	66	8	0	24	8	0	94	7	22	229	
			Total	185	22	0	96	21	0	428	16	63	831	Yes
52.0101		1	Men	3	0	0	2	0	0	6	0	11		

CIPCODE	Award Level	Major	Gender	Non Resident Alien	Hispanic / Latino	American Indian or Alaska Native	Asian	Black or African American	Native Hawaiian or Other Pacific Islander	White	Two or more Races	Race/ ethnicity unknown	Total	distance education program	
Business/Commerce, General	17 - Doctor's degree - research / scholarship		Women	1	0	0	1	0	0	2	0	0	4		
			Total	4	0	0	3	0	0	8	0	0	15	No	
52.0301 Accounting	7 - Master's degree	1	Men	4	0	0	0	0	0	22	0	0	26		
			Women	19	1	0	1	0	0	6	0	0	27		
			Total	23	1	0	1	0	0	28	0	0	53	No	
52.0305 Accounting and Business/Management	7 - Master's degree	1	Men	2	2	0	1	0	0	29	1	0	35		
			Women	4	1	0	1	0	0	8	0	0	14		
			Total	6	3	0	2	0	0	37	1	0	49	No	
52.1004 Labor Studies	2 - Awards of at least 1 but less than 2 academic years	1	Men	0	0	0	0	0	0	1	0	0	1		
			Women	0	0	0	0	0	0	1	0	0	1		
			Total	0	0	0	0	0	0	2	0	0	2	Yes	
52.1004 Labor Studies	3 - Associate's degree	1	Men	0	0	0	0	0	0	0	0	0	0		
			Women	0	1	0	0	0	0	0	0	0	0	1	
			Total	0	1	0	0	0	0	0	0	0	0	1	Yes
52.1004 Labor Studies	5 - Bachelor's degree	1	Men	0	0	0	0	0	0	2	0	0	2		
			Women	0	0	0	0	0	0	1	0	0	1		
			Total	0	0	0	0	0	0	3	0	0	3	Yes	
54.0101 History, General	5 - Bachelor's degree	1	Men	1	0	0	0	5	0	36	0	0	42		
			Women	2	1	0	0	0	0	16	0	0	19		
			Total	3	1	0	0	5	0	52	0	0	61	No	
54.0101 History, General	7 - Master's degree	1	Men	0	0	0	0	0	0	6	1	0	7		
			Women	0	0	0	0	0	0	5	0	0	5		
			Total	0	0	0	0	0	0	11	1	0	12	No	
54.0101 History, General	17 - Doctor's degree - research / scholarship	1	Men	0	0	0	0	0	0	3	0	0	3		
			Women	1	1	0	0	2	0	7	0	0	11		
			Total	1	1	0	0	2	0	10	0	0	14	No	
54.0101 History, General	5 - Bachelor's degree	2	Men	0	1	0	0	0	0	9	0	0	10		
			Women	0	0	0	0	0	0	6	0	0	6		
			Total	0	1	0	0	0	0	15	0	0	16	No	
54.0101 History, General	17 - Doctor's degree - research / scholarship	2	Men	0	0	0	0	0	0	2	0	0	2		
			Women	1	0	0	0	1	0	4	0	0	6		
			Total	1	0	0	0	1	0	6	0	0	8	No	
54.0104 History and Philosophy of Science and Technology	7 - Master's degree	1	Men	0	1	0	0	0	0	0	0	0	1		
			Women	0	0	0	0	0	0	1	0	0	1		
			Total	0	1	0	0	0	0	1	0	0	2	No	
54.0104 History and Philosophy of Science and Technology	17 - Doctor's degree - research / scholarship	1	Men	1	0	0	0	0	0	1	0	0	2		
			Women	0	0	0	0	0	0	0	0	0	0		
			Total	1	0	0	0	0	0	1	0	0	2	No	

99.0000 Summary Grand Totals	Award Level	Nonresident alien	Hispanic Latino	American Indian or Alaska Native	Asian	Black or African American	Native Hawaiian or Other Pacific Islander	White	Two or more Races	Race/ethnicity unknown	Total	PY Total
Men		2	1	0	0	1	0	15	0	0	19	11
Women		2	0	0	0	2	0	10	0	0	14	13
Total		4	1	0	0	3	0	25	0	0	33	24

Grand Total Men		23	6	0	1	3	0	120	4	0	157	199
Grand Total Women		28	15	0	2	7	0	160	10	0	222	284
Grand Total		51	21	0	3	10	0	280	14	0	379	483

PY Grand Total Men		29	10	0	9	4	0	140	7	0		199
PY Grand Total Women		25	22	1	7	8	0	216	5	0		284
PY Grand Total		54	32	1	16	12	0	356	12	0		483

All Completers

Institutions must report the following information. (Some data will be pre-populated from the completions by CIP code data.)

All Completers

Number of students by gender and race and ethnicity earning an award between July 1, 2015 and June 30, 2016. Count each student only once, regardless of how many awards he/she earned. The intent of this screen is to collect an unduplicated count of total numbers of *completers*.

- Report Hispanic/Latino individuals of any race as Hispanic/Latino
- Report race for non-Hispanic/Latino individuals only

	Men		Women		Total Students
	Number of Students	Total Awards	Number of Students	Total Awards	
<u>Nonresident alien</u>	926	954	846	875	1,772
<u>Hispanic/Latino</u>	195	203	225	239	420
<u>American Indian or Alaska Native</u>	7	7	7	7	14
<u>Asian</u>	319	336	208	227	527
<u>Black or African American</u>	136	138	207	212	343
<u>Native Hawaiian or Other Pacific Islander</u>	2	3	1	1	3
<u>White</u>	3,530	3,730	3,463	3,603	6,993
<u>Two or more races</u>	130	138	139	147	269
<u>Race and ethnicity unknown</u>	219	219	94	95	313
TOTAL	5,464	5,728	5,190	5,406	10,654
PY TOTAL	5,209		5,292		10,501

Completers by Level

Institutions must report the following information. This screen will be shown for each of the following award categories for which completions have been reported:

- Less than 1-year certificates
- At least 1 but less than 4-year certificates
- Associate's degrees
- Bachelor's degrees
- Master's degrees
- Doctor's degrees
- Postbaccalaureate and post-master's certificates

Less than 1-year certificates

Number of students by gender, by race and ethnicity, and by age earning this award between July 1, 2015 and June 30, 2016. Each student should be counted once per award level. For example, if a student earned a master's degree and a doctor's degree, he/she should be counted once in master's and once in doctor's. A student earning two master's degrees should be counted only once.


- Report Hispanic/Latino individuals of any race as Hispanic/Latino
- Report race for non-Hispanic/Latino individuals only


	Number of Students	Total Awards
By Gender		
Men	<input type="text" value="69"/>	69
Women	<input type="text" value="38"/>	38
TOTAL	107	107
PY TOTAL		

By Race/Ethnicity

<u>Nonresident alien</u>	<input type="text" value="12"/>	12
<u>Hispanic/Latino</u>	<input type="text" value="4"/>	4
<u>American Indian or Alaska Native</u>	<input type="text" value="0"/>	0
<u>Asian</u>	<input type="text" value="3"/>	3
<u>Black or African American</u>	<input type="text" value="2"/>	2
<u>Native Hawaiian or Other Pacific Islander</u>	<input type="text" value="0"/>	0

<u>White</u>	<input type="text" value="83"/>	83
Two or more races	<input type="text" value="3"/>	3
<u>Race and ethnicity unknown</u>	<input type="text" value="0"/>	0
TOTAL	107	107



 **By Age**

Under 18	<input type="text" value="0"/>	
18-24	<input type="text" value="103"/>	
25-39	<input type="text" value="4"/>	
40 and Above	<input type="text" value="0"/>	
Age Unknown	<input type="text" value="0"/>	
TOTAL	107	107

Completers by Level

Institutions must report the following information. This screen will be shown for each of the following award categories for which completions have been reported:

- Less than 1-year certificates
- At least 1 but less than 4-year certificates
- Associate's degrees
- Bachelor's degrees
- Master's degrees
- Doctor's degrees
- Postbaccalaureate and post-master's certificates

At least 1 but less than 4-year certificates

Number of students by gender, by race and ethnicity, and by age earning this award between July 1, 2015 and June 30, 2016. Each student should be counted once per award level. For example, if a student earned a master's degree and a doctor's degree, he/she should be counted once in master's and once in doctor's. A student earning two master's degrees should be counted only once.


- Report Hispanic/Latino individuals of any race as Hispanic/Latino
- Report race for non-Hispanic/Latino individuals only

	Number of Students	Total Awards
By Gender		
Men	<input type="text" value="9"/>	9
Women	<input type="text" value="5"/>	5
TOTAL	<input type="text" value="14"/>	14
PY TOTAL	177	

By Race/Ethnicity

<u>Nonresident alien</u>	<input type="text" value="1"/>	1
<u>Hispanic/Latino</u>	<input type="text" value="0"/>	0
<u>American Indian or Alaska Native</u>	<input type="text" value="0"/>	0
<u>Asian</u>	<input type="text" value="1"/>	1
<u>Black or African American</u>	<input type="text" value="0"/>	0
<u>Native Hawaiian or Other Pacific Islander</u>		0

	<input type="text" value="0"/>	
<u>White</u>	<input type="text" value="12"/>	12
Two or more races	<input type="text" value="0"/>	0
<u>Race and ethnicity unknown</u>	<input type="text" value="0"/>	0
TOTAL	14	14

 **By Age**

Under 18	<input type="text" value="0"/>	
18-24	<input type="text" value="11"/>	
25-39	<input type="text" value="2"/>	
40 and Above	<input type="text" value="1"/>	
Age Unknown	<input type="text" value="0"/>	
TOTAL	14	14

Completers by Level

Institutions must report the following information. This screen will be shown for each of the following award categories for which completions have been reported:

- Less than 1-year certificates
- At least 1 but less than 4-year certificates
- Associate's degrees
- Bachelor's degrees
- Master's degrees
- Doctor's degrees
- Postbaccalaureate and post-master's certificates

Associate's degrees

Number of students by gender, by race and ethnicity, and by age earning this award between July 1, 2015 and June 30, 2016. Each student should be counted once per award level. For example, if a student earned a master's degree and a doctor's degree, he/she should be counted once in master's and once in doctor's. A student earning two master's degrees should be counted only once.


- Report Hispanic/Latino individuals of any race as Hispanic/Latino
- Report race for non-Hispanic/Latino individuals only


	Number of Students	Total Awards
By Gender		
Men	<input type="text" value="1"/>	1
Women	<input type="text" value="7"/>	7
TOTAL	8	8
PY TOTAL	14	

By Race/Ethnicity

<u>Nonresident alien</u>	<input type="text" value="0"/>	0
<u>Hispanic/Latino</u>	<input type="text" value="2"/>	2
<u>American Indian or Alaska Native</u>	<input type="text" value="0"/>	0
<u>Asian</u>	<input type="text" value="1"/>	1
<u>Black or African American</u>	<input type="text" value="0"/>	0
<u>Native Hawaiian or Other Pacific Islander</u>	<input type="text" value="0"/>	0

<u>White</u>	<input type="text" value="5"/>	5
Two or more races	<input type="text" value="0"/>	0
<u>Race and ethnicity unknown</u>	<input type="text" value="0"/>	0
TOTAL	8	8



 **By Age**

Under 18	<input type="text" value="0"/>	
18-24	<input type="text" value="5"/>	
25-39	<input type="text" value="1"/>	
40 and Above	<input type="text" value="2"/>	
Age Unknown	<input type="text" value="0"/>	
TOTAL	8	8

Completers by Level

Institutions must report the following information. This screen will be shown for each of the following award categories for which completions have been reported:

- Less than 1-year certificates
- At least 1 but less than 4-year certificates
- Associate's degrees
- Bachelor's degrees
- Master's degrees
- Doctor's degrees
- Postbaccalaureate and post-master's certificates

Bachelor's degrees

Number of students by gender, by race and ethnicity, and by age earning this award between July 1, 2015 and June 30, 2016. Each student should be counted once per award level. For example, if a student earned a master's degree and a doctor's degree, he/she should be counted once in master's and once in doctor's. A student earning two master's degrees should be counted only once.


- Report Hispanic/Latino individuals of any race as Hispanic/Latino
- Report race for non-Hispanic/Latino individuals only

	Number of Students	Total Awards
By Gender		
Men	3,497	3,599
Women	3,617	3,717
TOTAL	7,114	7,316
PY TOTAL	7,136	

By Race/Ethnicity

<u>Nonresident alien</u>	938	971
<u>Hispanic/Latino</u>	315	325
<u>American Indian or Alaska Native</u>	9	9
<u>Asian</u>	306	330
<u>Black or African American</u>	222	223
<u>Native Hawaiian or Other Pacific Islander</u>	3	4

<u>White</u>	<input type="text" value="5,087"/>	5,212
Two or more races	<input type="text" value="205"/>	212
<u>Race and ethnicity unknown</u>	<input type="text" value="29"/>	30
TOTAL	7,114	7,316



By Age

Under 18	<input type="text" value="0"/>	
18-24	<input type="text" value="6,647"/>	
25-39	<input type="text" value="422"/>	
40 and Above	<input type="text" value="45"/>	
Age Unknown	<input type="text" value="0"/>	
TOTAL	7,114	7,316

Completers by Level

Institutions must report the following information. This screen will be shown for each of the following award categories for which completions have been reported:

- Less than 1-year certificates
- At least 1 but less than 4-year certificates
- Associate's degrees
- Bachelor's degrees
- Master's degrees
- Doctor's degrees
- Postbaccalaureate and post-master's certificates

Master's degrees

Number of students by gender, by race and ethnicity, and by age earning this award between July 1, 2015 and June 30, 2016. Each student should be counted once per award level. For example, if a student earned a master's degree and a doctor's degree, he/she should be counted once in master's and once in doctor's. A student earning two master's degrees should be counted only once.


- Report Hispanic/Latino individuals of any race as Hispanic/Latino
- Report race for non-Hispanic/Latino individuals only

	Number of Students	Total Awards
By Gender		
Men	1,323	1,376
Women	1,048	1,109
TOTAL	2,371	2,485
PY TOTAL	2,379	

By Race/Ethnicity

<u>Nonresident alien</u>	636	644
<u>Hispanic/Latino</u>	68	72
<u>American Indian or Alaska Native</u>	2	2
<u>Asian</u>	153	159
<u>Black or African American</u>	73	77
<u>Native Hawaiian or Other Pacific Islander</u>	0	0

<u>White</u>	<input type="text" value="1,325"/>	1,411
Two or more races	<input type="text" value="49"/>	55
<u>Race and ethnicity unknown</u>	<input type="text" value="65"/>	65
TOTAL	2,371	2,485



By Age

Under 18	<input type="text" value="0"/>	
18-24	<input type="text" value="556"/>	
25-39	<input type="text" value="1,640"/>	
40 and Above	<input type="text" value="175"/>	
Age Unknown	<input type="text" value="0"/>	
TOTAL	2,371	2,485

Completers by Level

Institutions must report the following information. This screen will be shown for each of the following award categories for which completions have been reported:

- Less than 1-year certificates
- At least 1 but less than 4-year certificates
- Associate's degrees
- Bachelor's degrees
- Master's degrees
- Doctor's degrees
- Postbaccalaureate and post-master's certificates

Doctor's degrees

Number of students by gender, by race and ethnicity, and by age earning this award between July 1, 2015 and June 30, 2016. Each student should be counted once per award level. For example, if a student earned a master's degree and a doctor's degree, he/she should be counted once in master's and once in doctor's. A student earning two master's degrees should be counted only once.


- Report Hispanic/Latino individuals of any race as Hispanic/Latino
- Report race for non-Hispanic/Latino individuals only


	Number of Students	Total Awards
By Gender		
Men	<input type="text" value="350"/>	350
Women	<input type="text" value="378"/>	378
TOTAL	728	728
PY TOTAL	793	

By Race/Ethnicity

<u>Nonresident alien</u>	<input type="text" value="138"/>	138
<u>Hispanic/Latino</u>	<input type="text" value="25"/>	25
<u>American Indian or Alaska Native</u>	<input type="text" value="3"/>	3
<u>Asian</u>	<input type="text" value="29"/>	29
<u>Black or African American</u>	<input type="text" value="32"/>	32
<u>Native Hawaiian or Other Pacific Islander</u>	<input type="text" value="0"/>	0

<u>White</u>	<input type="text" value="485"/>	485
Two or more races	<input type="text" value="9"/>	9
<u>Race and ethnicity unknown</u>	<input type="text" value="7"/>	7
TOTAL	728	728



 **By Age**

Under 18	<input type="text" value="0"/>	
18-24	<input type="text" value="34"/>	
25-39	<input type="text" value="622"/>	
40 and Above	<input type="text" value="72"/>	
Age Unknown	<input type="text" value="0"/>	
TOTAL	728	728

Completers by Level

Institutions must report the following information. This screen will be shown for each of the following award categories for which completions have been reported:

- Less than 1-year certificates
- At least 1 but less than 4-year certificates
- Associate's degrees
- Bachelor's degrees
- Master's degrees
- Doctor's degrees
- Postbaccalaureate and post-master's certificates

Postbaccalaureate and post-master's certificates

Number of students by gender, by race and ethnicity, and by age earning this award between July 1, 2015 and June 30, 2016. Each student should be counted once per award level. For example, if a student earned a master's degree and a doctor's degree, he/she should be counted once in master's and once in doctor's. A student earning two master's degrees should be counted only once.


- Report Hispanic/Latino individuals of any race as Hispanic/Latino
- Report race for non-Hispanic/Latino individuals only

	Number of Students	Total Awards
By Gender		
Men	<input type="text" value="324"/>	324
Women	<input type="text" value="151"/>	152
TOTAL	<input type="text" value="475"/>	476
PY TOTAL	198	

By Race/Ethnicity

<u>Nonresident alien</u>	<input type="text" value="63"/>	63
<u>Hispanic/Latino</u>	<input type="text" value="13"/>	14
<u>American Indian or Alaska Native</u>	<input type="text" value="0"/>	0
<u>Asian</u>	<input type="text" value="40"/>	40
<u>Black or African American</u>	<input type="text" value="16"/>	16
<u>Native Hawaiian or Other Pacific Islander</u>		0

	<input type="text" value="0"/>	
<u>White</u>	<input type="text" value="125"/>	125
Two or more races	<input type="text" value="6"/>	6
<u>Race and ethnicity unknown</u>	<input type="text" value="212"/>	212
TOTAL	475	476

 **By Age**

Under 18	<input type="text" value="0"/>	
18-24	<input type="text" value="122"/>	
25-39	<input type="text" value="316"/>	
40 and Above	<input type="text" value="37"/>	
Age Unknown	<input type="text" value="0"/>	
TOTAL	475	476

Summary

IPEDS collects important information regarding your institution. All data reported in IPEDS survey components become available in the IPEDS Data Center and appear as aggregated data in various Department of Education reports. Additionally, some of the reported data appears specifically for your institution through the College Navigator website and is included in your institution's Data Feedback Report (DFR). The purpose of this summary is to provide you an opportunity to view some of the data that, when accepted through the IPEDS quality control process, will appear on the College Navigator website and/or your DFR. College Navigator is updated approximately three months after the data collection period closes and Data Feedback Reports will be available through the [Data Center](#) and sent to your institution's CEO in November 2016.

Please review your data for accuracy. If you have questions about the data displayed below after reviewing the data reported on the survey screens, please contact the IPEDS Help Desk at: 1-877-225-2568 or ipedshelp@rti.org.

Summary of Completions Data

Award Level	Number of Completions	
	1 st major	2 nd major
<u>Postsecondary award, certificate, or diploma (less than 1 academic year)</u>	107	0
<u>Postsecondary award, certificate, or diploma (at least 1 but less than 2 academic years)</u>	14	0
<u>Associate's degree</u>	8	0
<u>Bachelors degree or equivalent</u>	7,316	346
<u>Postbaccalaureate certificate</u>	476	0
<u>Master's degree</u>	2,485	0
<u>Doctor's degree - research/scholarship</u>	452	33
<u>Doctor's degree - professional practice</u>	276	0
Total number of degrees and certificates	11,134	

Summary of Completers Data

	Number of Students		
	Men	Women	Total
All Completers	5,464	5,190	10,654

Completions

Indiana University-Bloomington (151351)

Source	Description	Severity	Resolved	Options
Global Edits				
Perform Edits	Your institution did not report offering award level(s) (1) in the prior year IC Header survey, but you indicated that one or more programs are offered at this level here. Please correct your data or explain the discrepancy. (Error #10529)	Explanation	Yes	
Reason:	During the past year there was a reclassification of some of our certificates to awards of less than one year as mandated by the state commission for higher education.			
Perform Edits	Current year completions (199) are outside the expected range when compared to completions reported in the prior year (10) for: Men, 2-digit field (24), award level (6). Please correct your data or explain. (Error #10503)	Explanation	Yes	
Reason:	This degree credential is marketed to employers in the state. As such, large fluctuations in enrollments and degrees come from new partnerships and contracts.			
Perform Edits	Current year completions (79) are outside the expected range when compared to completions reported in the prior year (9) for: Women, 2-digit field (24), award level (6). Please correct your data or explain. (Error #10505)	Explanation	Yes	
Reason:	This degree credential is marketed to employers in the state. As such, large fluctuations in enrollments and degrees come from new partnerships and contracts.			
Perform Edits	Current year completions (35) are outside the expected range when compared to completions reported in the prior year (18) for: Men, 2-digit field (30), award level (7). Please correct your data or explain. (Error #10503)	Explanation	Yes	
Reason:	This program has been increasing in popularity with a relatively large bump in enrollments within the last couple of years. The increase in the number of these credentials is a result of this increased enrollment.			
Perform Edits	Current year completions (35) are outside the expected range when compared to completions reported in the prior year (16) for: Women, 2-digit field (31), award level (7). Please correct your data or explain. (Error #10505)	Explanation	Yes	
Reason:	There have been several new tracks within this program that is increasing enrollments and in turn degrees.			
Perform Edits	Current year completions (10) are outside the expected range when compared to completions reported in the prior year (26) for: Men, 2-digit field (38), award level (5). Please correct your data or explain. (Error #10503)	Explanation	Yes	
Reason:	Enrollments in this academic area have been declining and these lower completions reflect that.			
Perform Edits	Current year completions (4) are outside the expected range when compared to completions reported in the prior year (88) for: Men, 2-digit field (52), award level (2). Please correct your data or explain. (Error #10503)	Explanation	Yes	
Reason:	During the past year there was a reclassification of some of our certificates to awards of less than one year as mandated by the state commission for higher education.			
Perform Edits	Current year completions (1) are outside the expected range when compared to completions reported in the prior year (54) for: Women, 2-digit field (52), award level (2). Please correct your data or explain. (Error #10505)	Explanation	Yes	
Reason:	During the past year there was a reclassification of some of our certificates to awards of less than one year as mandated by the state commission for higher education.			

Screen: Completers- At least 1 but less than 4-year certificates

Screen Entry	The total number of completers (Men + Women) reported for this award level (14) is outside the expected range when compared to the prior year value. Please correct your data or contact the IPEDS Help Desk for assistance. (Error #10584)	Explanation	Yes	
Reason:	During the past year there was a reclassification of some of our certificates to awards of less than one year as mandated by the state commission for higher education.			

Screen: Completers- Postbaccalaureate and post-master's certificates

Screen Entry	The total number of completers (Men + Women) reported for this award level (475) is outside the expected range when compared to the prior year value. Please correct your data or contact the IPEDS Help Desk for assistance. (Error #10584)	Explanation	Yes	
Reason:	These degree credentials are marketed to employers in the state. As such, large fluctuations in enrollments and degrees come from new partnerships and contracts.			