

Institution: Indiana University-East (151388)

User ID: 88G2401

Completions Overview

Welcome to the IPEDS Completions survey component. The Completions component is one of several IPEDS components that is conducted during the Fall data collection period. It collects the number of degrees and certificates awarded by field of study, level of award, race/ethnicity, and gender. The reporting period for the Completions component is during the 12-month time period beginning July 1 of the previous calendar year and ending June 30 of the current calendar year; therefore, for this year's Completions component, the reporting period is between July 1, 2014 and June 30, 2015. The Completions component is also collecting the number of students (e.g., completers) who earned awards between July 1, 2014 and June 30, 2015.

Completions Common Errors

Some common completions component errors include the following:

- Including award levels on your current year Completions that were not reported on your previous year's (PY) Institutional Characteristics (IC). [Award levels in the PY IC component cannot be changed; therefore, contact the IPEDS Help Desk at 1-877-225-2568 if you need assistance.]
- Forgetting to select CIP codes for new programs of study that are offered by the institution, but do not have completions for the reporting period.
- Forgetting to enter in zero in at least one of the cells for CIP codes that do not have completions.

Recent Changes

- The following question on **distance education** has been added to the bottom of each individual "CIP Data" screen:
"Is this program offered as a distance education program?"
- The following two screens, which collect data specifically on students were added to this component, beginning in the 2013-14 survey year:
 - **"All Completers"** - Collects the number of students who earned an award between July 1, 2014 and June 30, 2015 by gender and race/ethnicity. (The intent of this screen is to collect an **unduplicated count** of total numbers of completers.)
 - **"Completers by Level"** - Collects the number of students who earned an award between July 1, 2014 and June 30, 2015 by award level and 1) by gender; 2) by race/ethnicity; and 3) by age.
- The definition for Post-baccalaureate Certificate has changed slightly for the 2015-16 collection. The new definition is as follows: **An award that requires completion of an organized program of study beyond the bachelor's. It is designed for persons who have completed a baccalaureate degree, but does not meet the requirements of a master's degree.**

NOTE: Even though Teacher Preparation certificate programs may require a bachelor's degree for admission, they are considered sub-baccalaureate undergraduate programs, and students in these programs are undergraduate students.

General Information

CIP Codes:

The [CIP 2010 Website](#) includes a list of new CIP codes, a list of deleted CIP codes, a list of moved CIP Codes, and an online crosswalk of the 2000 CIP and 2010 CIP.

The Resources Page of the CIP 2010 website contains many valuable resources including:

- CIP 2010 Manual and copies of previous editions of the CIP Manual
- Crosswalk between the 2000 CIP codes and the 2010 CIP codes in Excel format

Keep in mind that some information provided by institutions on the Completions component appear in the [College Navigator](#), which is a major tool used by consumers searching for information about postsecondary education. It is therefore vitally important that you include accurate information about your institution.

Survey materials can be downloaded using the following link: [Survey Materials](#).

The prior year revision system can be accessed using the following link: [Prior Year Revision System](#)

Completions CIP Data

CIPCODE	Award Level	Major	Gender	Non Resident Alien	Hispanic / Latino	American Indian or Alaska Native	Asian	Black or African American	Native Hawaiian or Other Pacific Islander	White	Two or more Races	Race/ ethnicity unknown	Total	distance education program
09.0101 Speech Communication and Rhetoric	5 - Bachelor's degree	1	Men	0	1	0	0	0	0	6	0	0	7	
			Women	1	1	0	0	0	0	20	0	0	22	
			Total	1	2	0	0	0	0	26	0	0	29	Yes
11.0104 Informatics	5 - Bachelor's degree	1	Men	0	0	0	0	0	0	9	0	0	9	
			Women	0	0	0	0	0	0	1	0	0	1	
			Total	0	0	0	0	0	0	10	0	0	10	No
13.0401 Educational Leadership and Administration, General	7 - Master's degree	1	Men	1	0	0	0	0	0	5	0	0	6	
			Women	0	0	0	0	0	0	11	0	0	11	
			Total	1	0	0	0	0	0	16	0	0	17	No
13.1202 Elementary Education and Teaching	5 - Bachelor's degree	1	Men	0	0	0	0	0	0	3	0	0	3	
			Women	0	0	0	0	0	0	22	1	1	24	
			Total	0	0	0	0	0	0	25	1	1	27	No
13.1205 Secondary Education and Teaching	5 - Bachelor's degree	1	Men	0	0	0	0	0	0	11	0	0	11	
			Women	0	0	0	0	0	0	6	0	0	6	
			Total	0	0	0	0	0	0	17	0	0	17	No
23.0101 English Language and Literature, General	5 - Bachelor's degree	1	Men	0	0	0	0	0	0	3	0	0	3	
			Women	0	0	0	0	0	0	13	1	0	14	
			Total	0	0	0	0	0	0	16	1	0	17	Yes
23.0101 English Language and Literature, General	7 - Master's degree	1	Men	0	0	0	0	0	0	2	0	0	2	
			Women	0	0	0	0	1	0	2	0	0	3	
			Total	0	0	0	0	1	0	4	0	0	5	No
23.1301 Writing, General	6 - Postbaccalaureate certificates	1	Men	0	0	0	0	0	0	3	0	0	3	
			Women	0	1	0	0	3	0	14	2	0	20	
			Total	0	1	0	0	3	0	17	2	0	23	Yes
23.1303 Professional, Technical, Business, and Scientific Writing	2 - Awards of at least 1 but less than 2 academic years	1	Men	0	0	0	0	0	0	0	0	0	0	
			Women	0	1	0	0	0	0	0	0	0	1	
			Total	0	1	0	0	0	0	0	0	0	1	No
24.0102 General Studies	2 - Awards of at least 1 but less than 2 academic years	1	Men	0	0	0	0	1	0	2	0	0	3	
			Women	0	1	0	0	0	0	12	0	1	14	
			Total	0	1	0	0	1	0	14	0	1	17	No
24.0103 Humanities/Humanistic Studies	5 - Bachelor's degree	1	Men	0	0	0	0	0	0	0	0	0	0	
			Women	0	0	0	0	0	0	0	0	0	0	
			Total	0	0	0	0	0	0	0	0	0	0	No
24.0199 Liberal Arts and Sciences, General Studies and Humanities, Other	5 - Bachelor's degree	1	Men	0	1	0	0	3	0	22	0	0	26	
			Women	0	3	0	1	3	0	38	1	2	48	
			Total	0	4	0	1	6	0	60	1	2	74	Yes
26.0101 Biology/Biological Sciences, General	5 - Bachelor's degree	1	Men	0	0	0	0	0	0	5	0	0	5	
			Women	0	0	0	0	0	0	5	0	0	5	
			Total	0	0	0	0	0	0	10	0	0	10	No
26.0202 Biochemistry	5 - Bachelor's degree	1	Men	0	0	0	0	0	0	6	0	0	6	
			Women	0	0	0	0	0	0	1	0	0	1	

CIPCODE	Award Level	Major	Gender	Non Resident Alien	Hispanic / Latino	American Indian or Alaska Native	Asian	Black or African American	Native Hawaiian or Other Pacific Islander	White	Two or more Races	Race/ ethnicity unknown	Total	distance education program	
26.1201 Biotechnology	5 - Bachelor's degree	1	Total	0	0	0	0	0	0	7	0	0	7	No	
			Men	0	0	0	0	0	0	0	0	0	0		
			Women	0	0	0	0	0	0	0	0	0	0	0	
26.9999 Biological and Biomedical Sciences, Other	5 - Bachelor's degree	1	Total	0	0	0	0	0	0	0	0	0	0	No	
			Men	0	0	0	2	0	0	6	0	0	8		
			Women	0	1	0	0	0	0	8	0	0	9		
27.0101 Mathematics, General	5 - Bachelor's degree	1	Total	0	1	0	2	0	0	14	0	0	17	No	
			Men	0	0	0	0	0	9	0	0	9			
			Women	0	0	0	0	1	1	3	0	1	6		
30.0000 Multi-/Interdisciplinary Studies, General	2 - Awards of at least 1 but less than 2 academic years	1	Total	0	0	0	0	1	1	12	0	1	15	Yes	
			Men	0	0	0	0	0	0	0	0	0	0		
			Women	0	0	0	0	0	0	0	0	0	0	0	
30.0000 Multi-/Interdisciplinary Studies, General	5 - Bachelor's degree	1	Total	0	0	0	0	0	0	0	0	0	0	No	
			Men	0	0	0	0	0	0	0	0	0	0	0	
			Women	0	0	0	0	0	0	0	1	0	0	1	Yes
30.1801 Natural Sciences	5 - Bachelor's degree	1	Total	0	0	0	0	0	0	1	0	0	0	0	
			Men	0	0	0	0	0	0	0	0	0	0	0	
			Women	0	0	0	0	1	0	2	0	0	0	3	
42.0101 Psychology, General	5 - Bachelor's degree	1	Total	0	0	0	0	1	0	2	0	0	3	Yes	
			Men	0	0	0	0	0	0	1	0	1	2		
			Women	0	2	0	1	1	0	32	1	0	37		
43.0103 Criminal Justice/Law Enforcement Administration	5 - Bachelor's degree	1	Total	0	2	0	1	1	0	33	1	1	39	Yes	
			Men	0	1	0	0	0	0	15	0	0	16		
			Women	0	0	0	0	0	0	10	0	0	10		
44.0701 Social Work	5 - Bachelor's degree	1	Total	0	1	0	0	0	0	25	0	0	26	Yes	
			Men	0	1	0	0	1	0	4	0	0	6		
			Women	0	0	0	0	0	0	20	0	1	21		
44.0701 Social Work	7 - Master's degree	1	Total	0	1	0	0	1	0	24	0	1	27	No	
			Men	0	0	0	0	0	0	0	0	0	0		
			Women	0	0	0	0	0	0	1	0	0	1		
45.1001 Political Science and Government, General	5 - Bachelor's degree	1	Total	0	0	0	0	0	0	1	0	0	1	No	
			Men	0	0	0	0	0	0	6	0	0	6		
			Women	0	0	0	0	0	0	3	0	0	3		
45.1101 Sociology	5 - Bachelor's degree	1	Total	0	0	0	0	0	0	9	0	0	9	Yes	
			Men	0	0	0	0	0	0	0	0	0	0		
			Women	0	0	0	0	0	0	3	0	0	3		
50.0701 Art/Art Studies, General	5 - Bachelor's degree	1	Total	0	0	0	0	0	0	3	0	0	3	No	
			Men	0	0	0	0	0	0	0	0	0	0		
			Women	0	0	0	0	1	0	8	0	0	9		
51.1005 Clinical Laboratory Science/Medical Technology/Technologist	2 - Awards of at least 1 but less than 2 academic years	1	Total	0	0	0	0	1	0	8	0	0	9	No	
			Men	0	0	0	0	0	0	0	0	0	0		
			Women	0	0	0	0	0	0	1	0	0	1		
51.3801		1	Men	0	0	0	0	0	0	18	0	0	18		

CIPCODE	Award Level	Major	Gender	Non Resident Alien	Hispanic / Latino	American Indian or Alaska Native	Asian	Black or African American	Native Hawaiian or Other Pacific Islander	White	Two or more Races	Race/ ethnicity unknown	Total	distance education program
Registered Nursing/Registered Nurse	5 - Bachelor's degree		Women	0	1	2	1	5	0	119	0	0	128	
			Total	0	1	2	1	5	0	137	0	0	146	Yes
51.3801 Registered Nursing/Registered Nurse	7 - Master's degree	1	Men	0	0	0	0	0	0	0	0	0	0	
			Women	0	0	0	0	0	0	3	0	0	3	
			Total	0	0	0	0	0	0	3	0	0	3	No
52.0101 Business/Commerce, General	5 - Bachelor's degree	1	Men	0	3	0	1	3	0	77	2	4	90	
			Women	1	2	0	1	1	0	79	1	2	87	
			Total	1	5	0	2	4	0	156	3	6	177	Yes
52.0201 Business Administration and Management, General	7 - Master's degree	1	Men	1	0	0	0	0	0	7	0	0	8	
			Women	0	0	0	0	0	0	11	0	0	11	
			Total	1	0	0	0	0	0	18	0	0	19	No
54.0101 History, General	5 - Bachelor's degree	1	Men	0	0	0	0	0	0	1	0	0	1	
			Women	0	0	0	0	0	0	1	0	0	1	
			Total	0	0	0	0	0	0	2	0	0	2	No

Completions: total by first major

99.0000 Summary Grand Totals	Award Level	Nonresident alien	Hispanic Latino	American Indian or Alaska Native	Asian	Black or African American	Native Hawaiian or Other Pacific Islander	White	Two or more Races	Race/ethnicity unknown	Total	PY Total
Awards of at least 1 but less than 2 academic years	2											
Men		0	0	0	0	1	0	2	0	0	3	3
Women		0	2	0	0	0	0	13	0	1	16	10
Total		0	2	0	0	1	0	15	0	1	19	13
Bachelor's degree	5											
Men		0	7	0	3	7	0	202	2	5	226	167
Women		2	10	2	4	13	1	395	5	7	439	377
Total		2	17	2	7	20	1	597	7	12	665	544
Postbaccalaureate certificates	6											
Men		0	0	0	0	0	0	3	0	0	3	4
Women		0	1	0	0	3	0	14	2	0	20	11
Total		0	1	0	0	3	0	17	2	0	23	15
Master's degree	7											
Men		2	0	0	0	0	0	14	0	0	16	9
Women		0	0	0	0	1	0	28	0	0	29	45
Total		2	0	0	0	1	0	42	0	0	45	54

Grand Total Men		2	7	0	3	8	0	221	2	5	248	183
Grand Total Women		2	13	2	4	17	1	450	7	8	504	443
Grand Total		4	20	2	7	25	1	671	9	13	752	626

PY Grand Total Men		1	5	0	2	9	0	162	2	2		183
PY Grand Total Women		3	13	0	1	14	1	397	6	8		443
PY Grand Total		4	18	0	3	23	1	559	8	10		626

All Completers

Institutions must report the following information. (Some data will be pre-populated from the completions by CIP code data.)

All Completers

Number of students by gender and race and ethnicity earning an award between July 1, 2014 and June 30, 2015. Count each student only once, regardless of how many awards he/she earned. The intent of this screen is to collect an unduplicated count of total numbers of *completers*.

- Report Hispanic/Latino individuals of any race as Hispanic/Latino
- Report race for non-Hispanic/Latino individuals only

	Men		Women		Total Students
	Number of Students	Total Awards	Number of Students	Total Awards	
<u>Nonresident alien</u>	<input type="text" value="2"/>	2	<input type="text" value="2"/>	2	4
<u>Hispanic/Latino</u>	<input type="text" value="7"/>	7	<input type="text" value="11"/>	13	18
<u>American Indian or Alaska Native</u>	<input type="text" value="0"/>	0	<input type="text" value="2"/>	2	2
<u>Asian</u>	<input type="text" value="3"/>	3	<input type="text" value="4"/>	4	7
<u>Black or African American</u>	<input type="text" value="7"/>	8	<input type="text" value="16"/>	17	23
<u>Native Hawaiian or Other Pacific Islander</u>	<input type="text" value="0"/>	0	<input type="text" value="1"/>	1	1
<u>White</u>	<input type="text" value="217"/>	221	<input type="text" value="436"/>	450	653
<u>Two or more races</u>	<input type="text" value="2"/>	2	<input type="text" value="7"/>	7	9
<u>Race and ethnicity unknown</u>	<input type="text" value="5"/>	5	<input type="text" value="7"/>	8	12
TOTAL	243	248	486	504	729
PY TOTAL	177		433		610

Completers by Level

Institutions must report the following information. This screen will be shown for each of the following award categories for which completions have been reported:

- Less than 1-year certificates
- At least 1 but less than 4-year certificates
- Associate's degrees
- Bachelor's degrees
- Master's degrees
- Doctor's degrees
- Postbaccalaureate and post-master's certificates

At least 1 but less than 4-year certificates

Number of students by gender, by race and ethnicity, and by age earning this award between July 1, 2014 and June 30, 2015. Each student should be counted once per award level. For example, if a student earned a master's degree and a doctor's degree, he/she should be counted once in master's and once in doctor's. A student earning two master's degrees should be counted only once.


- Report Hispanic/Latino individuals of any race as Hispanic/Latino
- Report race for non-Hispanic/Latino individuals only


	Number of Students	Total Awards
By Gender		
Men	<input type="text" value="3"/>	3
Women	<input type="text" value="15"/>	16
TOTAL	18	19
PY TOTAL	12	

By Race/Ethnicity

<u>Nonresident alien</u>	<input type="text" value="0"/>	0
<u>Hispanic/Latino</u>	<input type="text" value="2"/>	2
<u>American Indian or Alaska Native</u>	<input type="text" value="0"/>	0
<u>Asian</u>	<input type="text" value="0"/>	0
<u>Black or African American</u>	<input type="text" value="1"/>	1
<u>Native Hawaiian or Other Pacific Islander</u>	<input type="text" value="0"/>	0

<u>White</u>	<input type="text" value="14"/>	15
Two or more races	<input type="text" value="0"/>	0
<u>Race and ethnicity unknown</u>	<input type="text" value="1"/>	1
TOTAL	18	19



 **By Age**

Under 18	<input type="text" value="0"/>	
18-24	<input type="text" value="7"/>	
25-39	<input type="text" value="6"/>	
40 and Above	<input type="text" value="5"/>	
Age Unknown	<input type="text" value="0"/>	
TOTAL	18	19

Completers by Level

Institutions must report the following information. This screen will be shown for each of the following award categories for which completions have been reported:

- Less than 1-year certificates
- At least 1 but less than 4-year certificates
- Associate's degrees
- Bachelor's degrees
- Master's degrees
- Doctor's degrees
- Postbaccalaureate and post-master's certificates

Bachelor's degrees

Number of students by gender, by race and ethnicity, and by age earning this award between July 1, 2014 and June 30, 2015. Each student should be counted once per award level. For example, if a student earned a master's degree and a doctor's degree, he/she should be counted once in master's and once in doctor's. A student earning two master's degrees should be counted only once.


- Report Hispanic/Latino individuals of any race as Hispanic/Latino
- Report race for non-Hispanic/Latino individuals only


	Number of Students	Total Awards
By Gender		
Men	<input type="text" value="223"/>	226
Women	<input type="text" value="434"/>	439
TOTAL	657	665
PY TOTAL	540	

By Race/Ethnicity

<u>Nonresident alien</u>	<input type="text" value="2"/>	2
<u>Hispanic/Latino</u>	<input type="text" value="17"/>	17
<u>American Indian or Alaska Native</u>	<input type="text" value="2"/>	2
<u>Asian</u>	<input type="text" value="7"/>	7
<u>Black or African American</u>	<input type="text" value="20"/>	20
<u>Native Hawaiian or Other Pacific Islander</u>	<input type="text" value="1"/>	1

<u>White</u>	<input type="text" value="589"/>	597
Two or more races	<input type="text" value="7"/>	7
<u>Race and ethnicity unknown</u>	<input type="text" value="12"/>	12
TOTAL	657	665



 **By Age**

Under 18	<input type="text" value="0"/>	
18-24	<input type="text" value="245"/>	
25-39	<input type="text" value="261"/>	
40 and Above	<input type="text" value="151"/>	
Age Unknown	<input type="text" value="0"/>	
TOTAL	657	665

Completers by Level

Institutions must report the following information. This screen will be shown for each of the following award categories for which completions have been reported:

- Less than 1-year certificates
- At least 1 but less than 4-year certificates
- Associate's degrees
- Bachelor's degrees
- Master's degrees
- Doctor's degrees
- Postbaccalaureate and post-master's certificates

Master's degrees

Number of students by gender, by race and ethnicity, and by age earning this award between July 1, 2014 and June 30, 2015. Each student should be counted once per award level. For example, if a student earned a master's degree and a doctor's degree, he/she should be counted once in master's and once in doctor's. A student earning two master's degrees should be counted only once.

- Report Hispanic/Latino individuals of any race as Hispanic/Latino
- Report race for non-Hispanic/Latino individuals only

	Number of Students	Total Awards
By Gender		
Men	<input type="text" value="16"/>	16
Women	<input type="text" value="29"/>	29
TOTAL	45	45
PY TOTAL	54	

By Race/Ethnicity

<u>Nonresident alien</u>	<input type="text" value="2"/>	2
<u>Hispanic/Latino</u>	<input type="text" value="0"/>	0
<u>American Indian or Alaska Native</u>	<input type="text" value="0"/>	0
<u>Asian</u>	<input type="text" value="0"/>	0
<u>Black or African American</u>	<input type="text" value="1"/>	1
<u>Native Hawaiian or Other Pacific Islander</u>	<input type="text" value="0"/>	0

<u>White</u>	<input type="text" value="42"/>	42
Two or more races	<input type="text" value="0"/>	0
<u>Race and ethnicity unknown</u>	<input type="text" value="0"/>	0
TOTAL	45	45

By Age		
Under 18	<input type="text" value="0"/>	
18-24	<input type="text" value="1"/>	
25-39	<input type="text" value="28"/>	
40 and Above	<input type="text" value="16"/>	
Age Unknown	<input type="text" value="0"/>	
TOTAL	45	45

Completers by Level

Institutions must report the following information. This screen will be shown for each of the following award categories for which completions have been reported:

- Less than 1-year certificates
- At least 1 but less than 4-year certificates
- Associate's degrees
- Bachelor's degrees
- Master's degrees
- Doctor's degrees
- Postbaccalaureate and post-master's certificates

Postbaccalaureate and post-master's certificates

Number of students by gender, by race and ethnicity, and by age earning this award between July 1, 2014 and June 30, 2015. Each student should be counted once per award level. For example, if a student earned a master's degree and a doctor's degree, he/she should be counted once in master's and once in doctor's. A student earning two master's degrees should be counted only once.


- Report Hispanic/Latino individuals of any race as Hispanic/Latino
- Report race for non-Hispanic/Latino individuals only


	Number of Students	Total Awards
By Gender		
Men	<input type="text" value="3"/>	3
Women	<input type="text" value="20"/>	20
TOTAL	23	23
PY TOTAL	15	

By Race/Ethnicity

<u>Nonresident alien</u>	<input type="text" value="0"/>	0
<u>Hispanic/Latino</u>	<input type="text" value="1"/>	1
<u>American Indian or Alaska Native</u>	<input type="text" value="0"/>	0
<u>Asian</u>	<input type="text" value="0"/>	0
<u>Black or African American</u>	<input type="text" value="3"/>	3
<u>Native Hawaiian or Other Pacific Islander</u>	<input type="text" value="0"/>	0

<u>White</u>	<input type="text" value="17"/>	17
Two or more races	<input type="text" value="2"/>	2
<u>Race and ethnicity unknown</u>	<input type="text" value="0"/>	0
TOTAL	23	23



 **By Age**

Under 18	<input type="text" value="0"/>	
18-24	<input type="text" value="1"/>	
25-39	<input type="text" value="4"/>	
40 and Above	<input type="text" value="18"/>	
Age Unknown	<input type="text" value="0"/>	
TOTAL	23	23

Summary

IPEDS collects important information regarding your institution. All data reported in IPEDS survey components become available in the IPEDS Data Center and appear as aggregated data in various Department of Education reports. Additionally, some of the reported data appears specifically for your institution through the College Navigator website and is included in your institution's Data Feedback Report (DFR). The purpose of this summary is to provide you an opportunity to view some of the data that, when accepted through the IPEDS quality control process, will appear on the College Navigator website and/or your DFR. College Navigator is updated approximately three months after the data collection period closes and Data Feedback Reports will be available through the [Data Center](#) and sent to your institution's CEO in November 2016.

Please review your data for accuracy. If you have questions about the data displayed below after reviewing the data reported on the survey screens, please contact the IPEDS Help Desk at: 1-877-225-2568 or ipedshelp@rti.org.

Summary of Completions Data

Award Level	Number of Completions	
	1 st major	2 nd major
<u>Postsecondary award, certificate, or diploma (at least 1 but less than 2 academic years)</u>	19	0
<u>Bachelors degree or equivalent</u>	665	0
<u>Postbaccalaureate certificate</u>	23	0
<u>Master's degree</u>	45	0
Total number of degrees and certificates	752	

Summary of Completers Data

	Number of Students		
	Men	Women	Total
All Completers	243	486	729

Completions

Indiana University-East (151388)

Source	Description	Severity	Resolved	Options
Global Edits				
Perform Edits	Current year completions (1) are outside the expected range when compared to completions reported in the prior year (18) for: Women, 2-digit field (44), award level (7). Please correct your data or explain. (Error #10505)	Explanation	Yes	
Reason:	Enrollments in this program have declined significantly over the past year.			
Perform Edits	Current year completions (128) are outside the expected range when compared to completions reported in the prior year (84) for: Women, 2-digit field (51), award level (5). Please correct your data or explain. (Error #10506)	Explanation	Yes	
Reason:	Online enrollments have increased as well as female enrollments.			