

Institution: Indiana University-Kokomo (151333)

User ID: 88G2401

Completions Overview

Welcome to the IPEDS Completions survey component. The Completions component is one of several IPEDS components that is conducted during the Fall data collection period. It collects the number of degrees and certificates awarded by field of study, level of award, race/ethnicity, and gender. The reporting period for the Completions component is during the 12-month time period beginning July 1 of the previous calendar year and ending June 30 of the current calendar year; therefore, for this year's Completions component, the reporting period is between July 1, 2015 and June 30, 2016. The Completions component is also collecting the number of students (e.g., completers) who earned awards between July 1, 2015 and June 30, 2016.

Completions Common Errors

Some common completions component errors include the following:

- Including award levels on your current year Completions that were not reported on your previous year's (PY) Institutional Characteristics (IC). [Award levels in the PY IC component cannot be changed; therefore, contact the IPEDS Help Desk at 1-877-225-2568 if you need assistance.]
- Forgetting to select CIP codes for new programs of study that are offered by the institution, but do not have completions for the reporting period.
- Forgetting to enter in zero in at least one of the cells for CIP codes that do not have completions.

Recent Changes

- The following question on **distance education** has been added to the bottom of each individual "CIP Data" screen:
"Is this program offered as a distance education program?"
- The following two screens, which collect data specifically on students were added to this component, beginning in the 2013-14 survey year:
 - **"All Completers"** - Collects the number of students who earned an award between July 1, 2015 and June 30, 2016 by gender and race/ethnicity. (The intent of this screen is to collect an **unduplicated count** of total numbers of completers.)
 - **"Completers by Level"** - Collects the number of students who earned an award between July 1, 2015 and June 30, 2016 by award level and 1) by gender; 2) by race/ethnicity; and 3) by age.
- The definition for Post-baccalaureate Certificate has changed slightly for the 2016-17 collection. The new definition is as follows: **An award that requires completion of an organized program of study beyond the bachelor's. It is designed for persons who have completed a baccalaureate degree, but does not meet the requirements of a master's degree.**

NOTE: Even though Teacher Preparation certificate programs may require a bachelor's degree for admission, they are considered sub-baccalaureate undergraduate programs, and students in these programs are undergraduate students.

General Information

CIP Codes:

The [CIP 2010 Website](#) includes a list of new CIP codes, a list of deleted CIP codes, a list of moved CIP Codes, and an online crosswalk of the 2000 CIP and 2010 CIP.

The Resources Page of the CIP 2010 website contains many valuable resources including:

- CIP 2010 Manual and copies of previous editions of the CIP Manual
- Crosswalk between the 2000 CIP codes and the 2010 CIP codes in Excel format

Keep in mind that some information provided by institutions on the Completions component appear in the [College Navigator](#), which is a major tool used by consumers searching for information about postsecondary education. It is therefore vitally important that you include accurate information about your institution.

Survey materials can be downloaded using the following link: [Survey Materials](#).

The prior year revision system can be accessed using the following link: [Prior Year Revision System](#)

Completions CIP Data

CIPCODE	Award Level	Major	Gender	Non Resident Alien	Hispanic / Latino	American Indian or Alaska Native	Asian	Black or African American	Native Hawaiian or Other Pacific Islander	White	Two or more Races	Race/ ethnicity unknown	Total	distance education program
09.0101 Speech Communication and Rhetoric	5 - Bachelor's degree	1	Men	0	0	0	0	0	0	3	0	0	3	
			Women	0	0	0	0	0	0	13	1	0	14	
			Total	0	0	0	0	0	0	16	1	0	17	No
09.0702 Digital Communication and Media/Multimedia	5 - Bachelor's degree	1	Men	0	0	0	0	0	0	11	0	0	11	
			Women	0	0	0	0	0	0	8	0	0	8	
			Total	0	0	0	0	0	0	19	0	0	19	No
11.0104 Informatics	5 - Bachelor's degree	1	Men	0	2	0	1	0	0	11	0	0	14	
			Women	0	0	0	0	0	0	0	0	0	0	
			Total	0	2	0	1	0	0	11	0	0	14	No
11.0701 Computer Science	5 - Bachelor's degree	1	Men	0	0	0	0	0	0	0	0	0	0	
			Women	0	0	0	0	0	0	0	0	0	0	
			Total	0	0	0	0	0	0	0	0	0	0	No
13.1202 Elementary Education and Teaching	5 - Bachelor's degree	1	Men	0	0	0	0	0	0	1	0	0	1	
			Women	0	0	0	0	0	0	18	0	1	19	
			Total	0	0	0	0	0	0	19	0	1	20	No
13.1205 Secondary Education and Teaching	5 - Bachelor's degree	1	Men	0	0	0	0	0	0	2	0	0	2	
			Women	0	0	0	0	1	0	7	0	0	8	
			Total	0	0	0	0	1	0	9	0	0	10	No
23.0101 English Language and Literature, General	5 - Bachelor's degree	1	Men	0	0	0	0	0	0	0	0	0	0	
			Women	0	0	0	0	0	0	8	0	0	8	
			Total	0	0	0	0	0	0	8	0	0	8	No
24.0101 Liberal Arts and Sciences/Liberal Studies	7 - Master's degree	1	Men	0	0	0	0	0	0	1	0	0	1	
			Women	0	0	0	0	0	0	1	0	0	1	
			Total	0	0	0	0	0	0	2	0	0	2	No
24.0102 General Studies	1 - Awards of less than 1 academic year	1	Men	0	0	0	0	0	0	1	0	0	1	
			Women	0	0	0	0	1	0	2	1	0	4	
			Total	0	0	0	0	1	0	3	1	0	5	No
24.0103 Humanities/Humanistic Studies	5 - Bachelor's degree	1	Men	0	0	0	0	0	0	1	0	0	1	
			Women	0	0	0	0	0	0	1	0	0	1	
			Total	0	0	0	0	0	0	2	0	0	2	No
24.0199 Liberal Arts and Sciences, General Studies and Humanities, Other	3 - Associate's degree	1	Men	0	0	0	0	0	0	0	0	0	0	
			Women	0	0	0	0	0	0	0	0	0	0	
			Total	0	0	0	0	0	0	0	0	0	0	No
24.0199 Liberal Arts and Sciences, General Studies and Humanities, Other	5 - Bachelor's degree	1	Men	0	2	1	0	0	0	17	0	0	20	
			Women	1	0	0	1	4	0	33	1	0	40	
			Total	1	2	1	1	4	0	50	1	0	60	No
26.0101 Biology/Biological Sciences, General	5 - Bachelor's degree	1	Men	0	0	0	0	0	0	2	0	0	2	
			Women	0	0	0	0	0	0	3	0	0	3	
			Total	0	0	0	0	0	0	5	0	0	5	No
26.0202		1	Men	1	0	0	0	0	0	1	0	0	2	

CIPCODE	Award Level	Major	Gender	Non Resident Alien	Hispanic / Latino	American Indian or Alaska Native	Asian	Black or African American	Native Hawaiian or Other Pacific Islander	White	Two or more Races	Race/ ethnicity unknown	Total	distance education program
Biochemistry	5 - Bachelor's degree		Women	0	0	0	0	1	0	0	0	0	1	
			Total	1	0	0	0	1	0	1	0	0	3	No
26.0299	5 - Bachelor's degree		Men	0	0	0	0	0	0	0	0	0	0	
Biochemistry, Biophysics and Molecular Biology, Other		1	Women	0	0	0	0	0	0	0	0	0	0	
			Total	0	0	0	0	0	0	0	0	0	0	No
27.0101	5 - Bachelor's degree		Men	0	0	0	0	0	0	1	0	0	1	
Mathematics, General		1	Women	0	0	0	0	0	0	0	0	0	0	
			Total	0	0	0	0	0	0	1	0	0	1	No
30.0000	5 - Bachelor's degree		Men	0	0	0	0	0	0	1	0	0	1	
Multi-/Interdisciplinary Studies, General		1	Women	0	0	0	0	0	0	1	0	0	1	
			Total	0	0	0	0	0	0	2	0	0	2	No
30.0101	5 - Bachelor's degree		Men	0	0	0	1	0	0	3	0	0	4	
Biological and Physical Sciences		1	Women	0	0	0	0	0	0	2	0	0	2	
			Total	0	0	0	1	0	0	5	0	0	6	No
40.0501	5 - Bachelor's degree		Men	0	0	0	0	0	0	0	0	0	0	
Chemistry, General		1	Women	0	0	0	0	0	0	0	0	0	0	
			Total	0	0	0	0	0	0	0	0	0	0	No
42.0101	5 - Bachelor's degree		Men	0	0	0	0	0	0	5	1	0	6	
Psychology, General		1	Women	0	1	0	0	2	0	23	0	0	26	
			Total	0	1	0	0	2	0	28	1	0	32	No
43.0104	1 - Awards of less than 1 academic year		Men	0	0	0	0	0	0	0	0	0	0	
Criminal Justice/Safety Studies		1	Women	0	0	0	0	0	0	1	0	0	1	
			Total	0	0	0	0	0	0	1	0	0	1	No
43.0104	2 - Awards of at least 1 but less than 2 academic years		Men	0	0	0	0	0	0	0	0	0	0	
Criminal Justice/Safety Studies		1	Women	0	0	0	0	0	0	0	0	0	0	
			Total	0	0	0	0	0	0	0	0	0	0	No
43.0104	5 - Bachelor's degree		Men	0	0	1	0	2	0	14	0	1	18	
Criminal Justice/Safety Studies		1	Women	0	1	0	0	1	0	15	1	0	18	
			Total	0	1	1	0	3	0	29	1	1	36	No
44.0401	5 - Bachelor's degree		Men	0	1	0	0	0	0	4	0	0	5	
Public Administration		1	Women	0	0	0	0	0	0	4	0	0	4	
			Total	0	1	0	0	0	0	8	0	0	9	No
44.0401	6 - Postbaccalaureate certificates		Men	0	0	0	0	0	0	0	0	0	0	
Public Administration		1	Women	0	0	0	0	0	0	2	0	0	2	
			Total	0	0	0	0	0	0	2	0	0	2	No
44.0401	7 - Master's degree		Men	0	0	0	1	0	0	0	0	0	1	
Public Administration		1	Women	1	0	0	0	1	0	3	1	0	6	
			Total	1	0	0	1	1	0	3	1	0	7	No
45.1101	5 - Bachelor's degree		Men	0	0	0	0	0	0	0	0	0	0	
Sociology		1	Women	0	0	0	0	2	0	6	0	0	8	
			Total	0	0	0	0	2	0	6	0	0	8	No
50.0701	5 - Bachelor's degree		Men	0	0	0	0	0	0	0	0	0	0	
Art/Art Studies, General		1	Women	0	0	0	0	0	0	1	0	0	1	
			Total	0	0	0	0	0	0	1	0	0	1	No

CIPCODE	Award Level	Major	Gender	Non Resident Alien	Hispanic / Latino	American Indian or Alaska Native	Asian	Black or African American	Native Hawaiian or Other Pacific Islander	White	Two or more Races	Race/ ethnicity unknown	Total	distance education program
50.0702 Fine/Studio Arts, General	5 - Bachelor's degree	1	Men	0	0	0	0	0	0	0	0	0	0	
			Women	0	0	0	0	0	0	2	0	0	2	
			Total	0	0	0	0	0	0	2	0	0	2	No
51.0001 Health and Wellness, General	5 - Bachelor's degree	1	Men	0	0	0	0	0	0	7	0	0	7	
			Women	0	4	0	0	1	0	21	1	0	27	
			Total	0	4	0	0	1	0	28	1	0	34	No
51.0707 Health Information/Medical Records Technology/Technician	1 - Awards of less than 1 academic year	1	Men	0	0	0	0	0	0	0	0	0	0	
			Women	0	0	0	1	1	0	1	0	0	3	
			Total	0	0	0	1	1	0	1	0	0	3	No
51.0707 Health Information/Medical Records Technology/Technician	2 - Awards of at least 1 but less than 2 academic years	1	Men	0	0	0	0	0	0	0	0	0	0	
			Women	0	0	0	0	0	0	0	0	0	0	
			Total	0	0	0	0	0	0	0	0	0	0	No
51.0907 Medical Radiologic Technology/Science - Radiation Therapist	5 - Bachelor's degree	1	Men	0	0	0	0	0	0	2	0	0	2	
			Women	0	0	0	1	0	0	13	0	0	14	
			Total	0	0	0	1	0	0	15	0	0	16	No
51.0911 Radiologic Technology/Science - Radiographer	3 - Associate's degree	1	Men	0	0	0	0	0	0	0	0	0	0	
			Women	0	1	0	0	0	0	11	0	0	12	
			Total	0	1	0	0	0	0	11	0	0	12	No
51.3801 Registered Nursing/Registered Nurse	5 - Bachelor's degree	1	Men	0	0	0	0	0	2	13	1	0	16	
			Women	0	3	1	2	3	0	123	0	3	135	
			Total	0	3	1	2	3	2	136	1	3	151	Yes
51.3801 Registered Nursing/Registered Nurse	7 - Master's degree	1	Men	0	0	0	0	0	0	0	0	0	0	
			Women	0	0	0	0	0	0	10	0	0	10	
			Total	0	0	0	0	0	0	10	0	0	10	No
52.0101 Business/Commerce, General	5 - Bachelor's degree	1	Men	1	3	0	0	0	0	23	0	0	27	
			Women	0	2	0	0	0	0	19	0	2	23	
			Total	1	5	0	0	0	0	42	0	2	50	No
52.0101 Business/Commerce, General	6 - Postbaccalaureate certificates	1	Men	0	0	0	0	0	0	0	0	0	0	
			Women	0	0	0	0	0	0	0	0	0	0	
			Total	0	0	0	0	0	0	0	0	0	0	No
52.0101 Business/Commerce, General	7 - Master's degree	1	Men	18	0	0	1	1	0	7	0	1	28	
			Women	2	1	0	0	0	0	5	0	0	8	
			Total	20	1	0	1	1	0	12	0	1	36	No
52.0301 Accounting	6 - Postbaccalaureate certificates	1	Men	0	0	0	0	0	0	0	0	0	0	
			Women	0	0	0	0	0	0	0	0	0	0	
			Total	0	0	0	0	0	0	0	0	0	0	No
52.1004 Labor Studies	3 - Associate's degree	1	Men	0	0	0	0	0	0	0	0	0	0	
			Women	0	0	0	0	0	0	0	0	0	0	
			Total	0	0	0	0	0	0	0	0	0	0	No
54.0199		1	Men	0	0	0	0	0	0	7	0	0	7	

CIPCODE	Award Level	Major	Gender	Non Resident Alien	Hispanic / Latino	American Indian or Alaska Native	Asian	Black or African American	Native Hawaiian or Other Pacific Islander	White	Two or more Races	Race/ ethnicity unknown	Total	distance education program
History, Other	5 - Bachelor's degree		Women	0	0	1	0	0	0	3	1	0	5	
			Total	0	0	1	0	0	0	10	1	0	12	No

Completions: total by first major

99.0000 Summary Grand Totals	Award Level	Nonresident alien	Hispanic Latino	American Indian or Alaska Native	Asian	Black or African American	Native Hawaiian or Other Pacific Islander	White	Two or more Races	Race/ethnicity unknown	Total	PY Total
Awards of less than 1 academic year	1											
Men		0	0	0	0	0	0	1	0	0	1	0
Women		0	0	0	1	2	0	4	1	0	8	0
Total		0	0	0	1	2	0	5	1	0	9	0
Awards of at least 1 but less than 2 academic years	2											
Men		0	0	0	0	0	0	0	0	0	0	4
Women		0	0	0	0	0	0	0	0	0	0	7
Total		0	0	0	0	0	0	0	0	0	0	11
Associate's degree	3											
Men		0	0	0	0	0	0	0	0	0	0	2
Women		0	1	0	0	0	0	11	0	0	12	11
Total		0	1	0	0	0	0	11	0	0	12	13
Bachelor's degree	5											
Men		2	8	2	2	2	2	129	2	1	150	140
Women		1	11	2	4	15	0	324	5	6	368	415
Total		3	19	4	6	17	2	453	7	7	518	555
Postbaccalaureate certificates	6											
Men		0	0	0	0	0	0	0	0	0	0	6
Women		0	0	0	0	0	0	2	0	0	2	2
Total		0	0	0	0	0	0	2	0	0	2	8
Master's degree	7											
Men		18	0	0	2	1	0	8	0	1	30	21
Women		3	1	0	0	1	0	19	1	0	25	31
Total		21	1	0	2	2	0	27	1	1	55	52

Grand Total Men		20	8	2	4	3	2	138	2	2	181	173
Grand Total Women		4	13	2	5	18	0	360	7	6	415	466
Grand Total		24	21	4	9	21	2	498	9	8	596	639

PY Grand Total Men		9	5	1	0	3	0	144	2	9		173
PY Grand Total Women		5	14	2	3	14	0	412	6	10		466
PY Grand Total		14	19	3	3	17	0	556	8	19		639

All Completers

Institutions must report the following information. (Some data will be pre-populated from the completions by CIP code data.)

All Completers

Number of students by gender and race and ethnicity earning an award between July 1, 2015 and June 30, 2016. Count each student only once, regardless of how many awards he/she earned. The intent of this screen is to collect an unduplicated count of total numbers of *completers*.

- Report Hispanic/Latino individuals of any race as Hispanic/Latino
- Report race for non-Hispanic/Latino individuals only

	Men		Women		Total Students
	Number of Students	Total Awards	Number of Students	Total Awards	
<u>Nonresident alien</u>	<input type="text" value="20"/>	20	<input type="text" value="4"/>	4	24
<u>Hispanic/Latino</u>	<input type="text" value="8"/>	8	<input type="text" value="13"/>	13	21
<u>American Indian or Alaska Native</u>	<input type="text" value="2"/>	2	<input type="text" value="2"/>	2	4
<u>Asian</u>	<input type="text" value="4"/>	4	<input type="text" value="4"/>	5	8
<u>Black or African American</u>	<input type="text" value="3"/>	3	<input type="text" value="16"/>	18	19
<u>Native Hawaiian or Other Pacific Islander</u>	<input type="text" value="2"/>	2	<input type="text" value="0"/>	0	2
<u>White</u>	<input type="text" value="135"/>	138	<input type="text" value="356"/>	360	491
<u>Two or more races</u>	<input type="text" value="2"/>	2	<input type="text" value="6"/>	7	8
<u>Race and ethnicity unknown</u>	<input type="text" value="2"/>	2	<input type="text" value="6"/>	6	8
TOTAL	178	181	407	415	585
PY TOTAL	165		460		625

Completers by Level

Institutions must report the following information. This screen will be shown for each of the following award categories for which completions have been reported:

- Less than 1-year certificates
- At least 1 but less than 4-year certificates
- Associate's degrees
- Bachelor's degrees
- Master's degrees
- Doctor's degrees
- Postbaccalaureate and post-master's certificates

Less than 1-year certificates

Number of students by gender, by race and ethnicity, and by age earning this award between July 1, 2015 and June 30, 2016. Each student should be counted once per award level. For example, if a student earned a master's degree and a doctor's degree, he/she should be counted once in master's and once in doctor's. A student earning two master's degrees should be counted only once.

- Report Hispanic/Latino individuals of any race as Hispanic/Latino
- Report race for non-Hispanic/Latino individuals only


	Number of Students	Total Awards
By Gender		
Men	<input type="text" value="1"/>	1
Women	<input type="text" value="7"/>	8
TOTAL	8	9
PY TOTAL		

By Race/Ethnicity

<u>Nonresident alien</u>	<input type="text" value="0"/>	0
<u>Hispanic/Latino</u>	<input type="text" value="0"/>	0
<u>American Indian or Alaska Native</u>	<input type="text" value="0"/>	0
<u>Asian</u>	<input type="text" value="1"/>	1
<u>Black or African American</u>	<input type="text" value="2"/>	2
<u>Native Hawaiian or Other Pacific Islander</u>	<input type="text" value="0"/>	0

<u>White</u>	<input type="text" value="4"/>	5
Two or more races	<input type="text" value="1"/>	1
<u>Race and ethnicity unknown</u>	<input type="text" value="0"/>	0
TOTAL	8	9



 **By Age**

Under 18	<input type="text" value="0"/>	
18-24	<input type="text" value="2"/>	
25-39	<input type="text" value="4"/>	
40 and Above	<input type="text" value="2"/>	
Age Unknown	<input type="text" value="0"/>	
TOTAL	8	9

Completers by Level

Institutions must report the following information. This screen will be shown for each of the following award categories for which completions have been reported:

- Less than 1-year certificates
- At least 1 but less than 4-year certificates
- Associate's degrees
- Bachelor's degrees
- Master's degrees
- Doctor's degrees
- Postbaccalaureate and post-master's certificates

Associate's degrees

Number of students by gender, by race and ethnicity, and by age earning this award between July 1, 2015 and June 30, 2016. Each student should be counted once per award level. For example, if a student earned a master's degree and a doctor's degree, he/she should be counted once in master's and once in doctor's. A student earning two master's degrees should be counted only once.

- Report Hispanic/Latino individuals of any race as Hispanic/Latino
- Report race for non-Hispanic/Latino individuals only


	Number of Students	Total Awards
By Gender		
Men	<input type="text" value="0"/>	0
Women	<input type="text" value="12"/>	12
TOTAL	12	12
PY TOTAL	13	

By Race/Ethnicity

<u>Nonresident alien</u>	<input type="text" value="0"/>	0
<u>Hispanic/Latino</u>	<input type="text" value="1"/>	1
<u>American Indian or Alaska Native</u>	<input type="text" value="0"/>	0
<u>Asian</u>	<input type="text" value="0"/>	0
<u>Black or African American</u>	<input type="text" value="0"/>	0
<u>Native Hawaiian or Other Pacific Islander</u>	<input type="text" value="0"/>	0

<u>White</u>	<input type="text" value="11"/>	11
Two or more races	<input type="text" value="0"/>	0
<u>Race and ethnicity unknown</u>	<input type="text" value="0"/>	0
TOTAL	12	12



 **By Age**

Under 18	<input type="text" value="0"/>	
18-24	<input type="text" value="7"/>	
25-39	<input type="text" value="3"/>	
40 and Above	<input type="text" value="2"/>	
Age Unknown	<input type="text" value="0"/>	
TOTAL	12	12

Completers by Level

Institutions must report the following information. This screen will be shown for each of the following award categories for which completions have been reported:

- Less than 1-year certificates
- At least 1 but less than 4-year certificates
- Associate's degrees
- Bachelor's degrees
- Master's degrees
- Doctor's degrees
- Postbaccalaureate and post-master's certificates

Bachelor's degrees

Number of students by gender, by race and ethnicity, and by age earning this award between July 1, 2015 and June 30, 2016. Each student should be counted once per award level. For example, if a student earned a master's degree and a doctor's degree, he/she should be counted once in master's and once in doctor's. A student earning two master's degrees should be counted only once.

- Report Hispanic/Latino individuals of any race as Hispanic/Latino
- Report race for non-Hispanic/Latino individuals only


	Number of Students	Total Awards
By Gender		
Men	<input type="text" value="147"/>	150
Women	<input type="text" value="365"/>	368
TOTAL	512	518
PY TOTAL	549	

By Race/Ethnicity

<u>Nonresident alien</u>	<input type="text" value="3"/>	3
<u>Hispanic/Latino</u>	<input type="text" value="19"/>	19
<u>American Indian or Alaska Native</u>	<input type="text" value="4"/>	4
<u>Asian</u>	<input type="text" value="5"/>	6
<u>Black or African American</u>	<input type="text" value="17"/>	17
<u>Native Hawaiian or Other Pacific Islander</u>	<input type="text" value="2"/>	2

<u>White</u>	<input type="text" value="448"/>	453
Two or more races	<input type="text" value="7"/>	7
<u>Race and ethnicity unknown</u>	<input type="text" value="7"/>	7
TOTAL	512	518



 **By Age**

Under 18	<input type="text" value="0"/>	
18-24	<input type="text" value="228"/>	
25-39	<input type="text" value="186"/>	
40 and Above	<input type="text" value="98"/>	
Age Unknown	<input type="text" value="0"/>	
TOTAL	512	518

Completers by Level

Institutions must report the following information. This screen will be shown for each of the following award categories for which completions have been reported:

- Less than 1-year certificates
- At least 1 but less than 4-year certificates
- Associate's degrees
- Bachelor's degrees
- Master's degrees
- Doctor's degrees
- Postbaccalaureate and post-master's certificates

Master's degrees

Number of students by gender, by race and ethnicity, and by age earning this award between July 1, 2015 and June 30, 2016. Each student should be counted once per award level. For example, if a student earned a master's degree and a doctor's degree, he/she should be counted once in master's and once in doctor's. A student earning two master's degrees should be counted only once.

- Report Hispanic/Latino individuals of any race as Hispanic/Latino
- Report race for non-Hispanic/Latino individuals only

	Number of Students	Total Awards
By Gender		
Men	<input type="text" value="30"/>	30
Women	<input type="text" value="25"/>	25
TOTAL	55	55
PY TOTAL	52	

By Race/Ethnicity

<u>Nonresident alien</u>	<input type="text" value="21"/>	21
<u>Hispanic/Latino</u>	<input type="text" value="1"/>	1
<u>American Indian or Alaska Native</u>	<input type="text" value="0"/>	0
<u>Asian</u>	<input type="text" value="2"/>	2
<u>Black or African American</u>	<input type="text" value="2"/>	2
<u>Native Hawaiian or Other Pacific Islander</u>	<input type="text" value="0"/>	0

<u>White</u>	<input type="text" value="27"/>	27
Two or more races	<input type="text" value="1"/>	1
<u>Race and ethnicity unknown</u>	<input type="text" value="1"/>	1
TOTAL	55	55

By Age		
Under 18	<input type="text" value="0"/>	
18-24	<input type="text" value="3"/>	
25-39	<input type="text" value="39"/>	
40 and Above	<input type="text" value="13"/>	
Age Unknown	<input type="text" value="0"/>	
TOTAL	55	55

Completers by Level

Institutions must report the following information. This screen will be shown for each of the following award categories for which completions have been reported:

- Less than 1-year certificates
- At least 1 but less than 4-year certificates
- Associate's degrees
- Bachelor's degrees
- Master's degrees
- Doctor's degrees
- Postbaccalaureate and post-master's certificates

Postbaccalaureate and post-master's certificates

Number of students by gender, by race and ethnicity, and by age earning this award between July 1, 2015 and June 30, 2016. Each student should be counted once per award level. For example, if a student earned a master's degree and a doctor's degree, he/she should be counted once in master's and once in doctor's. A student earning two master's degrees should be counted only once.

- Report Hispanic/Latino individuals of any race as Hispanic/Latino
- Report race for non-Hispanic/Latino individuals only


	Number of Students	Total Awards
By Gender		
Men	<input type="text" value="0"/>	0
Women	<input type="text" value="2"/>	2
TOTAL	2	2
PY TOTAL	8	

By Race/Ethnicity

<u>Nonresident alien</u>	<input type="text" value="0"/>	0
<u>Hispanic/Latino</u>	<input type="text" value="0"/>	0
<u>American Indian or Alaska Native</u>	<input type="text" value="0"/>	0
<u>Asian</u>	<input type="text" value="0"/>	0
<u>Black or African American</u>	<input type="text" value="0"/>	0
<u>Native Hawaiian or Other Pacific Islander</u>	<input type="text" value="0"/>	0

<u>White</u>	<input type="text" value="2"/>	2
Two or more races	<input type="text" value="0"/>	0
<u>Race and ethnicity unknown</u>	<input type="text" value="0"/>	0
TOTAL	2	2



 **By Age**

Under 18	<input type="text" value="0"/>	
18-24	<input type="text" value="0"/>	
25-39	<input type="text" value="1"/>	
40 and Above	<input type="text" value="1"/>	
Age Unknown	<input type="text" value="0"/>	
TOTAL	2	2

Summary

IPEDS collects important information regarding your institution. All data reported in IPEDS survey components become available in the IPEDS Data Center and appear as aggregated data in various Department of Education reports. Additionally, some of the reported data appears specifically for your institution through the College Navigator website and is included in your institution's Data Feedback Report (DFR). The purpose of this summary is to provide you an opportunity to view some of the data that, when accepted through the IPEDS quality control process, will appear on the College Navigator website and/or your DFR. College Navigator is updated approximately three months after the data collection period closes and Data Feedback Reports will be available through the [Data Center](#) and sent to your institution's CEO in November 2016.

Please review your data for accuracy. If you have questions about the data displayed below after reviewing the data reported on the survey screens, please contact the IPEDS Help Desk at: 1-877-225-2568 or ipedshelp@rti.org.

Summary of Completions Data

Award Level	Number of Completions	
	1 st major	2 nd major
<u>Postsecondary award, certificate, or diploma (less than 1 academic year)</u>	9	0
<u>Postsecondary award, certificate, or diploma (at least 1 but less than 2 academic years)</u>	0	0
<u>Associate's degree</u>	12	0
<u>Bachelors degree or equivalent</u>	518	0
<u>Postbaccalaureate certificate</u>	2	0
<u>Master's degree</u>	55	0
Total number of degrees and certificates	596	

Summary of Completers Data

	Number of Students		
	Men	Women	Total
All Completers	178	407	585

Completions

Indiana University-Kokomo (151333)

Source	Description	Severity	Resolved	Options
Global Edits				
Perform Edits	Your institution did not report offering award level(s) (1) in the prior year IC Header survey, but you indicated that one or more programs are offered at this level here. Please correct your data or explain the discrepancy. (Error #10529)	Explanation	Yes	
Reason:	During the past year there was a reclassification of some of our certificates to awards of less than one year as mandated by the state commission for higher education.			
Perform Edits	Your institution reported in the prior year Institutional Characteristics survey that it offers graduate distance education opportunities (courses and/or programs), but you did not respond "Yes" to the distance education program question for any CIP code (award levels 6 to 19). Please correct your data or explain if your institution does not offer full programs via distance education. (Error #10587)	Explanation	Yes	
Reason:	Currently, there are some courses that are available at a distance, but no programs are considered distance education at the graduate level.			