

**Institution: Indiana University-Purdue University-Indianapolis
(151111)**

**User ID:
88G2401**

Completions Overview

Welcome to the IPEDS Completions survey component. The Completions component is one of several IPEDS components that is conducted during the Fall data collection period. It collects the number of degrees and certificates awarded by field of study, level of award, race/ethnicity, and gender. The reporting period for the Completions component is during the 12-month time period beginning July 1 of the previous calendar year and ending June 30 of the current calendar year; therefore, for this year's Completions component, the reporting period is between July 1, 2014 and June 30, 2015. The Completions component is also collecting the number of students (e.g., completers) who earned awards between July 1, 2014 and June 30, 2015.

Completions Common Errors

Some common completions component errors include the following:

- Including award levels on your current year Completions that were not reported on your previous year's (PY) Institutional Characteristics (IC). [Award levels in the PY IC component cannot be changed; therefore, contact the IPEDS Help Desk at 1-877-225-2568 if you need assistance.]
- Forgetting to select CIP codes for new programs of study that are offered by the institution, but do not have completions for the reporting period.
- Forgetting to enter in zero in at least one of the cells for CIP codes that do not have completions.

Recent Changes

- The following question on **distance education** has been added to the bottom of each individual "CIP Data" screen:
"Is this program offered as a distance education program?"
- The following two screens, which collect data specifically on students were added to this component, beginning in the 2013-14 survey year:
 - **"All Completers"** - Collects the number of students who earned an award between July 1, 2014 and June 30, 2015 by gender and race/ethnicity. (The intent of this screen is to collect an **unduplicated count** of total numbers of completers.)
 - **"Completers by Level"** - Collects the number of students who earned an award between July 1, 2014 and June 30, 2015 by award level and 1) by gender; 2) by race/ethnicity; and 3) by age.
- The definition for Post-baccalaureate Certificate has changed slightly for the 2015-16 collection. The new definition is as follows: **An award that requires completion of an organized program of study beyond the bachelor's. It is designed for persons who have completed a baccalaureate degree, but does not meet the requirements of a master's degree.**

NOTE: Even though Teacher Preparation certificate programs may require a bachelor's degree for admission, they are considered sub-baccalaureate undergraduate programs, and students in these programs are undergraduate students.

General Information

CIP Codes:

The [CIP 2010 Website](#) includes a list of new CIP codes, a list of deleted CIP codes, a list of moved CIP Codes, and an online crosswalk of the 2000 CIP and 2010 CIP.

The Resources Page of the CIP 2010 website contains many valuable resources including:

- CIP 2010 Manual and copies of previous editions of the CIP Manual
- Crosswalk between the 2000 CIP codes and the 2010 CIP codes in Excel format

Keep in mind that some information provided by institutions on the Completions component appear in the [College Navigator](#), which is a major tool used by consumers searching for information about postsecondary education. It is therefore vitally important that you include accurate information about your institution.

Survey materials can be downloaded using the following link: [Survey Materials](#).

The prior year revision system can be accessed using the following link: [Prior Year Revision System](#)

Completions CIP Data

CIPCODE	Award Level	Major	Gender	Non Resident Alien	Hispanic / Latino	American Indian or Alaska Native	Asian	Black or African American	Native Hawaiian or Other Pacific Islander	White	Two or more Races	Race/ ethnicity unknown	Total	distance education program
03.0104 Environmental Science	5 - Bachelor's degree	1	Men	0	0	0	0	1	0	2	0	0	3	
			Women	0	0	0	0	1	0	3	0	0	4	
			Total	0	0	0	0	2	0	5	0	0	7	No
05.0107 Latin American Studies	2 - Awards of at least 1 but less than 2 academic years	1	Men	0	0	0	0	0	0	0	0	0	0	
			Women	0	4	0	0	1	0	2	0	0	7	
			Total	0	4	0	0	1	0	2	0	0	7	No
05.0123 Chinese Studies	2 - Awards of at least 1 but less than 2 academic years	1	Men	0	0	0	0	0	0	1	0	0	1	
			Women	3	0	0	0	0	0	2	0	0	5	
			Total	3	0	0	0	0	0	3	0	0	6	No
05.0201 African-American/Black Studies	5 - Bachelor's degree	1	Men	0	0	0	0	1	0	0	0	0	1	
			Women	0	0	0	0	0	0	0	0	0	0	
			Total	0	0	0	0	1	0	0	0	0	1	No
09.0101 Speech Communication and Rhetoric	5 - Bachelor's degree	1	Men	0	1	0	0	1	0	13	1	1	17	
			Women	0	6	0	0	6	0	42	3	0	57	
			Total	0	7	0	0	7	0	55	4	1	74	No
09.0101 Speech Communication and Rhetoric	7 - Master's degree	1	Men	3	0	0	0	0	0	3	0	0	6	
			Women	3	0	0	0	1	0	6	1	0	11	
			Total	6	0	0	0	1	0	9	1	0	17	No
09.0101 Speech Communication and Rhetoric	5 - Bachelor's degree	2	Men	0	0	0	0	0	0	0	0	0	0	
			Women	0	0	0	0	0	0	1	0	0	1	
			Total	0	0	0	0	0	0	1	0	0	1	No
09.0401 Journalism	2 - Awards of at least 1 but less than 2 academic years	1	Men	0	0	0	0	0	0	0	0	0	0	
			Women	0	0	0	0	0	0	1	0	0	1	
			Total	0	0	0	0	0	0	1	0	0	1	No
09.0401 Journalism	5 - Bachelor's degree	1	Men	1	0	0	0	0	0	16	0	0	17	
			Women	0	0	0	0	0	0	23	0	1	24	
			Total	1	0	0	0	0	0	39	0	1	41	No
09.0702 Digital Communication and Media/Multimedia	5 - Bachelor's degree	1	Men	0	0	0	1	3	0	41	0	1	46	
			Women	0	0	0	0	1	0	13	1	0	15	
			Total	0	0	0	1	4	0	54	1	1	61	No
09.0702 Digital Communication and Media/Multimedia	7 - Master's degree	1	Men	1	1	0	1	0	0	6	0	0	9	
			Women	0	0	0	0	1	0	2	0	0	3	
			Total	1	1	0	1	1	0	8	0	0	12	No
09.0900 Public Relations, Advertising, and Applied Communication	2 - Awards of at least 1 but less than 2 academic years	1	Men	0	0	0	0	0	0	0	0	0	0	
			Women	0	0	0	0	1	0	1	0	0	2	
			Total	0	0	0	0	1	0	1	0	0	2	No
09.0902 Public Relations/Image Management	7 - Master's degree	1	Men	0	0	0	0	1	0	2	0	0	3	
			Women	1	0	0	0	1	0	4	0	0	6	
			Total	1	0	0	0	2	0	6	0	0	9	No
09.0906 Sports Communication	7 - Master's degree	1	Men	0	0	0	0	0	0	7	0	0	7	
			Women	0	0	0	0	1	0	2	0	0	3	

CIPCODE	Award Level	Major	Gender	Non Resident Alien	Hispanic / Latino	American Indian or Alaska Native	Asian	Black or African American	Native Hawaiian or Other Pacific Islander	White	Two or more Races	Race/ ethnicity unknown	Total	distance education program
09.0908 Technical and Scientific Communication	2 - Awards of at least 1 but less than 2 academic years	1	Total	0	0	0	0	1	0	9	0	0	10	No
			Men	0	0	0	0	0	0	4	0	0	4	
			Women	0	0	0	1	0	0	4	0	0	5	
			Total	0	0	0	1	0	0	8	0	0	9	No
09.0908 Technical and Scientific Communication	5 - Bachelor's degree	1	Men	0	0	0	0	0	0	0	0	0	0	
			Women	0	0	0	0	0	0	0	1	0	1	
			Total	0	0	0	0	0	0	0	1	0	1	No
11.0101 Computer and Information Sciences, General	7 - Master's degree	1	Men	25	1	0	1	0	0	6	0	0	33	
			Women	21	0	0	0	0	0	0	0	0	21	
			Total	46	1	0	1	0	0	6	0	0	54	No
11.0104 Informatics	2 - Awards of at least 1 but less than 2 academic years	1	Men	0	0	0	0	0	0	9	0	0	9	
			Women	0	0	0	1	0	0	2	0	0	3	
			Total	0	0	0	1	0	0	11	0	0	12	Yes
11.0104 Informatics	5 - Bachelor's degree	1	Men	2	1	0	0	1	0	13	0	2	19	
			Women	1	0	0	0	1	0	7	0	0	9	
			Total	3	1	0	0	2	0	20	0	2	28	No
11.0104 Informatics	17 - Doctor's degree - research / scholarship	1	Men	0	0	0	0	0	0	0	0	0	0	
			Women	1	0	0	0	0	0	1	0	0	2	
			Total	1	0	0	0	0	0	1	0	0	2	No
11.0701 Computer Science	5 - Bachelor's degree	1	Men	10	0	0	4	1	0	27	1	0	43	
			Women	2	0	0	1	0	0	0	2	0	5	
			Total	12	0	0	5	1	0	27	3	0	48	No
11.1003 Computer and Information Systems Security/Information Assurance	2 - Awards of at least 1 but less than 2 academic years	1	Men	0	0	0	0	0	0	1	0	0	1	
			Women	0	0	0	0	0	0	0	0	0	0	
			Total	0	0	0	0	0	0	1	0	0	1	No
11.9999 Computer and Information Sciences and Support Services, Other	2 - Awards of at least 1 but less than 2 academic years	1	Men	0	0	0	0	0	0	1	0	0	1	
			Women	0	0	0	0	0	0	2	0	0	2	
			Total	0	0	0	0	0	0	3	0	0	3	No
11.9999 Computer and Information Sciences and Support Services, Other	3 - Associate's degree	1	Men	0	0	0	0	0	0	1	0	0	1	
			Women	0	0	0	0	0	0	1	0	0	1	
			Total	0	0	0	0	0	0	2	0	0	2	No
11.9999 Computer and Information Sciences and Support Services, Other	5 - Bachelor's degree	1	Men	6	4	0	5	9	0	73	1	2	100	
			Women	1	3	0	0	2	0	5	0	0	11	
			Total	7	7	0	5	11	0	78	1	2	111	No
12.0504 Restaurant, Culinary, and Catering Management/Manager	2 - Awards of at least 1 but less than 2 academic years	1	Men	0	0	0	0	0	0	0	0	0	0	
			Women	0	0	0	0	0	0	2	0	0	2	
			Total	0	0	0	0	0	0	2	0	0	2	No
13.0401 Educational Leadership and Administration, General	7 - Master's degree	1	Men	0	0	0	0	0	0	2	0	0	2	
			Women	0	0	0	0	0	0	3	0	0	3	
			Total	0	0	0	0	0	0	5	0	0	5	No
13.1001		1	Men	0	0	0	0	0	0	1	0	0	1	

CIPCODE	Award Level	Major	Gender	Non Resident Alien	Hispanic / Latino	American Indian or Alaska Native	Asian	Black or African American	Native Hawaiian or Other Pacific Islander	White	Two or more Races	Race/ ethnicity unknown	Total	distance education program
Special Education and Teaching, General	7 - Master's degree		Women	0	0	0	0	0	0	4	0	0	4	
			Total	0	0	0	0	0	0	5	0	0	5	No
13.1101 Counselor Education/School Counseling and Guidance Services	7 - Master's degree	1	Men	0	0	0	0	1	0	5	0	0	6	
			Women	1	2	0	0	5	0	17	0	1	26	
			Total	1	2	0	0	6	0	22	0	1	32	No
13.1202 Elementary Education and Teaching	5 - Bachelor's degree	1	Men	0	0	0	0	0	0	13	0	0	13	
			Women	1	1	0	1	4	0	101	4	1	113	
			Total	1	1	0	1	4	0	114	4	1	126	No
13.1202 Elementary Education and Teaching	7 - Master's degree	1	Men	0	0	0	0	0	0	0	0	0	0	
			Women	0	0	0	1	0	0	8	0	0	9	
			Total	0	0	0	1	0	0	8	0	0	9	No
13.1205 Secondary Education and Teaching	7 - Master's degree	1	Men	0	0	0	0	0	0	6	0	0	6	
			Women	0	0	0	1	0	0	4	0	0	5	
			Total	0	0	0	1	0	0	10	0	0	11	No
13.1302 Art Teacher Education	5 - Bachelor's degree	1	Men	0	0	0	0	0	0	2	0	0	2	
			Women	0	0	0	0	0	0	9	0	0	9	
			Total	0	0	0	0	0	0	11	0	0	11	No
13.1302 Art Teacher Education	7 - Master's degree	1	Men	0	0	0	0	0	0	0	0	0	0	
			Women	1	0	0	0	0	0	2	0	0	3	
			Total	1	0	0	0	0	0	2	0	0	3	No
13.1305 English/Language Arts Teacher Education	5 - Bachelor's degree	1	Men	0	0	0	0	0	0	4	0	0	4	
			Women	0	0	0	0	0	0	17	1	1	19	
			Total	0	0	0	0	0	0	21	1	1	23	No
13.1305 English/Language Arts Teacher Education	6 - Postbaccalaureate certificates	1	Men	0	0	0	0	0	0	0	0	0	0	
			Women	0	0	0	0	0	0	1	0	0	1	
			Total	0	0	0	0	0	0	1	0	0	1	No
13.1309 Technology Teacher Education/Industrial Arts Teacher Education	7 - Master's degree	1	Men	0	0	0	0	1	0	4	0	0	5	
			Women	0	0	0	0	1	0	0	0	0	1	
			Total	0	0	0	0	2	0	4	0	0	6	No
13.1318 Social Studies Teacher Education	5 - Bachelor's degree	1	Men	0	1	0	0	0	0	13	0	0	14	
			Women	0	0	0	0	0	0	2	0	0	2	
			Total	0	1	0	0	0	0	15	0	0	16	No
13.1330 Spanish Language Teacher Education	5 - Bachelor's degree	1	Men	0	0	0	0	0	0	1	0	0	1	
			Women	0	1	0	0	1	0	4	0	0	6	
			Total	0	1	0	0	1	0	5	0	0	7	No
13.1331 Speech Teacher Education	7 - Master's degree	1	Men	0	0	0	0	0	0	0	0	0	0	
			Women	0	1	0	0	0	0	5	0	0	6	
			Total	0	1	0	0	0	0	5	0	0	6	No
13.1401 Teaching English as a Second or Foreign Language/ESL Language Instructor	6 - Postbaccalaureate certificates	1	Men	0	0	0	0	0	0	0	0	0	0	
			Women	0	0	0	0	0	0	3	0	0	3	
			Total	0	0	0	0	0	0	3	0	0	3	No
14.0101 Engineering, General	5 - Bachelor's degree	1	Men	0	0	0	0	1	0	0	1	0	2	
			Women	0	0	0	0	0	0	0	0	0	0	
			Total	0	0	0	0	0	0	1	0	0	1	0

CIPCODE	Award Level	Major	Gender	Non Resident Alien	Hispanic / Latino	American Indian or Alaska Native	Asian	Black or African American	Native Hawaiian or Other Pacific Islander	White	Two or more Races	Race/ ethnicity unknown	Total	distance education program
14.0501 Bioengineering and Biomedical Engineering	5 - Bachelor's degree	1	Men	2	0	0	1	0	0	15	0	2	20	
			Women	2	0	0	0	1	0	9	0	0	12	
			Total	4	0	0	1	1	0	24	0	2	32	No
14.0501 Bioengineering and Biomedical Engineering	7 - Master's degree	1	Men	1	0	0	1	0	0	1	0	0	3	
			Women	2	0	0	0	0	2	0	0	4		
			Total	3	0	0	1	0	3	0	0	7	No	
14.0901 Computer Engineering, General	5 - Bachelor's degree	1	Men	3	2	0	1	0	0	13	0	1	20	
			Women	0	0	0	0	0	0	0	0	0	0	
			Total	3	2	0	1	0	13	0	1	20	No	
14.1001 Electrical and Electronics Engineerin	5 - Bachelor's degree	1	Men	6	0	0	1	2	0	17	0	0	26	
			Women	1	0	0	0	0	2	0	0	3		
			Total	7	0	0	1	2	19	0	0	29	No	
14.1001 Electrical and Electronics Engineerin	7 - Master's degree	1	Men	32	0	0	1	0	0	10	0	0	43	
			Women	10	0	0	3	0	1	0	14			
			Total	42	0	0	4	0	11	0	0	57	No	
14.1901 Mechanical Engineering	5 - Bachelor's degree	1	Men	18	2	0	1	2	0	70	2	2	97	
			Women	1	0	0	0	1	0	5	1	0	8	
			Total	19	2	0	1	3	75	3	2	105	No	
14.1901 Mechanical Engineering	6 - Postbaccalaureate certificates	1	Men	0	0	0	0	0	0	2	0	0	2	
			Women	0	0	0	0	0	0	0	0	0	0	
			Total	0	0	0	0	0	2	0	0	2	No	
14.1901 Mechanical Engineering	7 - Master's degree	1	Men	17	0	0	3	0	0	15	1	0	36	
			Women	4	0	0	0	0	2	0	6			
			Total	21	0	0	3	0	17	1	0	42	No	
14.2701 Systems Engineering	6 - Postbaccalaureate certificates	1	Men	0	0	0	0	0	0	2	0	0	2	
			Women	0	0	0	0	0	0	0	0	0	0	
			Total	0	0	0	0	0	2	0	0	2	No	
14.9999 Engineering, Other	2 - Awards of at least 1 but less than 2 academic years	1	Men	0	0	0	0	0	0	0	0	0	0	
			Women	0	0	0	0	0	1	0	0	1		
			Total	0	0	0	0	0	1	0	0	1	No	
14.9999 Engineering, Other	5 - Bachelor's degree	1	Men	3	1	0	2	1	0	10	0	0	17	
			Women	0	0	0	0	0	3	0	3			
			Total	3	1	0	2	1	13	0	0	20	No	
14.9999 Engineering, Other	7 - Master's degree	1	Men	1	0	0	0	0	0	0	0	0	1	
			Women	0	0	0	0	0	0	0	0	0	0	
			Total	1	0	0	0	0	0	0	0	1	No	
15.0101 Architectural Engineering Technology/Technician	5 - Bachelor's degree	1	Men	2	1	0	0	3	0	18	0	0	24	
			Women	1	0	0	0	0	0	0	0	1		
			Total	3	1	0	0	3	18	0	0	25	No	
15.0303 Electrical, Electronic and Communications Engineering Technology/Technician	5 - Bachelor's degree	1	Men	4	0	0	0	3	0	18	0	0	25	
			Women	0	0	0	0	1	0	2	0	0	3	
			Total	4	0	0	0	4	20	0	0	28	No	
15.0401 Biomedical Technology/Technician	3 - Associate's degree	1	Men	0	1	0	0	1	0	7	0	0	9	
			Women	0	0	0	0	0	2	0	0	2		

CIPCODE	Award Level	Major	Gender	Non Resident Alien	Hispanic / Latino	American Indian or Alaska Native	Asian	Black or African American	Native Hawaiian or Other Pacific Islander	White	Two or more Races	Race/ ethnicity unknown	Total	distance education program
15.0401 Biomedical Technology/Technician	5 - Bachelor's degree	1	Total	0	1	0	0	1	0	9	0	0	11	No
			Men	0	0	0	0	1	0	1	1	0	3	
			Women	0	0	0	0	0	0	1	0	0	1	
			Total	0	0	0	0	1	0	2	1	0	4	No
15.0899 Mechanical Engineering Related Technologies/Technicians, Other	3 - Associate's degree	1	Men	0	0	0	0	0	0	0	0	0	0	
			Women	0	0	0	0	0	0	0	0	0	0	
			Total	0	0	0	0	0	0	0	0	0	0	No
15.0899 Mechanical Engineering Related Technologies/Technicians, Other	5 - Bachelor's degree	1	Men	2	0	0	0	4	0	23	0	0	29	
			Women	0	0	0	0	1	0	1	0	0	2	
			Total	2	0	0	0	5	0	24	0	0	31	No
15.1201 Computer Engineering Technology/Technician	5 - Bachelor's degree	1	Men	1	0	0	0	0	0	2	0	0	3	
			Women	0	0	0	0	0	0	0	0	0	0	
			Total	1	0	0	0	0	0	2	0	0	3	No
15.1303 Architectural Drafting and Architectural CAD/CADD	3 - Associate's degree	1	Men	0	0	0	0	1	0	1	0	0	2	
			Women	0	0	0	0	0	0	3	0	0	3	
			Total	0	0	0	0	1	0	4	0	0	5	No
15.1306 Mechanical Drafting and Mechanical Drafting CAD/CADD	3 - Associate's degree	1	Men	0	0	0	0	0	0	0	0	0	0	
			Women	0	0	0	0	0	0	1	0	0	1	
			Total	0	0	0	0	0	0	1	0	0	1	No
15.1306 Mechanical Drafting and Mechanical Drafting CAD/CADD	5 - Bachelor's degree	1	Men	1	3	0	1	1	0	23	2	0	31	
			Women	0	1	0	1	1	0	10	0	0	13	
			Total	1	4	0	2	2	0	33	2	0	44	No
15.1501 Engineering/Industrial Management	2 - Awards of at least 1 but less than 2 academic years	1	Men	1	1	0	0	1	0	7	0	0	10	
			Women	1	0	0	0	0	0	1	0	0	2	
			Total	2	1	0	0	1	0	8	0	0	12	No
15.1501 Engineering/Industrial Management	7 - Master's degree	1	Men	1	1	0	1	0	0	12	0	0	15	
			Women	7	1	0	0	1	0	10	0	0	19	
			Total	8	2	0	1	1	0	22	0	0	34	Yes
16.0103 Language Interpretation and Translation	2 - Awards of at least 1 but less than 2 academic years	1	Men	0	0	0	0	0	0	0	0	0	0	
			Women	0	0	0	0	0	0	1	0	0	1	
			Total	0	0	0	0	0	0	1	0	0	1	No
16.0501 German Language and Literature	5 - Bachelor's degree	1	Men	1	1	0	0	0	0	3	0	0	5	
			Women	0	0	0	0	0	0	3	0	0	3	
			Total	1	1	0	0	0	0	6	0	0	8	No
16.0501 German Language and Literature	5 - Bachelor's degree	2	Men	0	0	0	0	0	0	0	0	0	0	
			Women	0	0	0	0	0	0	1	0	0	1	
			Total	0	0	0	0	0	0	1	0	0	1	No
16.0901 French Language and Literature	5 - Bachelor's degree	1	Men	0	0	0	0	0	0	0	0	0	0	
			Women	0	0	0	0	0	0	4	1	0	5	
			Total	0	0	0	0	0	0	4	1	0	5	No
16.0901 French Language and Literature	5 - Bachelor's degree	2	Men	0	0	0	0	0	0	0	0	0	0	
			Women	0	0	0	0	0	0	0	1	0	1	
			Total	0	0	0	0	0	0	0	1	0	1	No
16.0905		1	Men	0	1	0	0	0	0	6	0	0	7	

CIPCODE	Award Level	Major	Gender	Non Resident Alien	Hispanic / Latino	American Indian or Alaska Native	Asian	Black or African American	Native Hawaiian or Other Pacific Islander	White	Two or more Races	Race/ ethnicity unknown	Total	distance education program
Spanish Language and Literature	5 - Bachelor's degree		Women	0	4	0	1	1	0	7	0	0	13	
			Total	0	5	0	1	1	0	13	0	0	20	No
16.0905 Spanish Language and Literature	7 - Master's degree	1	Men	0	0	0	0	0	0	1	0	0	1	
			Women	1	0	0	0	1	0	7	0	0	9	
			Total	1	0	0	0	1	0	8	0	0	10	No
16.1603 Sign Language Interpretation and Translation	5 - Bachelor's degree	1	Men	0	0	0	0	0	0	0	0	0	0	
			Women	0	0	0	0	2	0	10	0	0	12	
			Total	0	0	0	0	2	0	10	0	0	12	No
19.0707 Family and Community Services	2 - Awards of at least 1 but less than 2 academic years	1	Men	0	0	0	0	0	0	0	0	0	0	
			Women	0	0	0	0	1	0	2	0	0	3	
			Total	0	0	0	0	1	0	2	0	0	3	No
22.0101 Law	18 - Doctor's degree - professional practice	1	Men	2	2	0	0	6	0	124	9	3	146	
			Women	1	7	0	4	8	0	92	1	1	114	
			Total	3	9	0	4	14	0	216	10	4	260	No
22.0201 Advanced Legal Research/Studies, General	17 - Doctor's degree - research / scholarship	1	Men	2	0	0	0	0	0	0	0	0	2	
			Women	0	0	0	0	0	0	0	0	0	0	
			Total	2	0	0	0	0	0	0	0	0	2	No
22.0205 Banking, Corporate, Finance, and Securities Law	6 - Postbaccalaureate certificates	1	Men	0	0	0	0	0	0	1	0	0	1	
			Women	0	0	0	0	0	0	1	0	0	1	
			Total	0	0	0	0	0	0	2	0	0	2	No
22.0206 Comparative Law	6 - Postbaccalaureate certificates	1	Men	0	0	0	0	0	0	0	0	0	0	
			Women	0	0	0	0	0	0	1	0	0	1	
			Total	0	0	0	0	0	0	1	0	0	1	No
22.0207 Energy, Environment, and Natural Resources Law	6 - Postbaccalaureate certificates	1	Men	0	0	0	0	0	0	0	0	0	0	
			Women	0	0	0	0	0	0	4	0	0	4	
			Total	0	0	0	0	0	0	4	0	0	4	No
22.0208 Health Law	6 - Postbaccalaureate certificates	1	Men	0	0	0	0	0	0	1	0	1	2	
			Women	0	0	0	0	0	0	1	0	0	1	
			Total	0	0	0	0	0	0	2	0	1	3	No
22.0212 Intellectual Property Law	6 - Postbaccalaureate certificates	1	Men	1	0	0	0	0	0	0	0	1	2	
			Women	0	0	0	0	0	0	0	0	0	0	
			Total	1	0	0	0	0	0	0	0	1	2	No
22.0299 Legal Research and Advanced Professional Studies, Other	6 - Postbaccalaureate certificates	1	Men	0	0	0	0	0	0	0	0	0	0	
			Women	0	0	0	0	0	0	1	0	0	1	
			Total	0	0	0	0	0	0	1	0	0	1	No
22.0299 Legal Research and Advanced Professional Studies, Other	7 - Master's degree	1	Men	15	0	0	0	1	0	1	0	0	17	
			Women	13	0	0	0	0	0	0	0	0	13	
			Total	28	0	0	0	1	0	1	0	0	30	No
22.0302 Legal Assistant/Paralegal	2 - Awards of at least 1 but less than 2 academic years	1	Men	0	0	0	0	0	0	5	0	0	5	
			Women	0	1	0	0	3	0	11	0	0	15	
			Total	0	1	0	0	3	0	16	0	0	20	No
22.9999 Legal Professions and Studies, Other	6 - Postbaccalaureate certificates	1	Men	0	0	0	0	0	0	1	0	0	1	
			Women	0	0	0	0	0	0	0	0	0	0	
			Total	0	0	0	0	0	0	1	0	0	1	No

CIPCODE	Award Level	Major	Gender	Non Resident Alien	Hispanic / Latino	American Indian or Alaska Native	Asian	Black or African American	Native Hawaiian or Other Pacific Islander	White	Two or more Races	Race/ ethnicity unknown	Total	distance education program
23.0101 English Language and Literature, General	5 - Bachelor's degree	1	Men	0	0	0	0	1	0	13	1	0	15	
			Women	0	0	0	1	7	0	42	1	0	51	
			Total	0	0	0	1	8	0	55	2	0	66	No
23.0101 English Language and Literature, General	7 - Master's degree	1	Men	0	0	0	0	0	0	2	0	0	2	
			Women	0	0	0	0	0	1	7	0	0	8	
			Total	0	0	0	0	0	1	9	0	0	10	No
23.0101 English Language and Literature, General	5 - Bachelor's degree	2	Men	0	0	0	0	0	0	0	0	0	0	
			Women	0	0	0	0	0	0	1	0	0	1	
			Total	0	0	0	0	0	0	1	0	0	1	No
23.1301 Writing, General	6 - Postbaccalaureate certificates	1	Men	0	0	0	0	0	0	1	0	0	1	
			Women	0	0	0	0	0	0	0	0	0	0	
			Total	0	0	0	0	0	0	1	0	0	1	No
23.1304 Rhetoric and Composition	6 - Postbaccalaureate certificates	1	Men	0	0	0	0	0	0	3	0	0	3	
			Women	0	0	0	0	0	0	6	0	0	6	
			Total	0	0	0	0	0	0	9	0	0	9	No
24.0102 General Studies	2 - Awards of at least 1 but less than 2 academic years	1	Men	0	0	0	0	0	0	5	0	0	5	
			Women	0	1	0	1	1	0	2	2	0	7	
			Total	0	1	0	1	1	0	7	2	0	12	Yes
24.0102 General Studies	5 - Bachelor's degree	1	Men	0	0	0	0	0	0	1	0	0	1	
			Women	0	0	0	0	1	0	3	0	0	4	
			Total	0	0	0	0	1	0	4	0	0	5	No
24.0102 General Studies	6 - Postbaccalaureate certificates	1	Men	0	0	0	0	0	0	3	0	0	3	
			Women	0	0	0	1	0	0	3	0	0	4	
			Total	0	0	0	1	0	0	6	0	0	7	Yes
24.0102 General Studies	5 - Bachelor's degree	2	Men	0	1	0	0	0	0	0	0	0	1	
			Women	0	0	0	0	0	0	3	0	0	3	
			Total	0	1	0	0	0	0	3	0	0	4	No
24.0199 Liberal Arts and Sciences, General Studies and Humanities, Other	3 - Associate's degree	1	Men	0	0	0	0	1	0	1	0	0	2	
			Women	0	2	0	0	0	0	4	0	0	6	
			Total	0	2	0	0	1	0	5	0	0	8	No
24.0199 Liberal Arts and Sciences, General Studies and Humanities, Other	5 - Bachelor's degree	1	Men	3	4	0	1	15	0	93	4	1	121	
			Women	2	6	0	6	46	0	165	7	5	237	
			Total	5	10	0	7	61	0	258	11	6	358	Yes
25.0101 Library and Information Science	7 - Master's degree	1	Men	0	0	0	0	0	0	11	0	1	12	
			Women	0	0	0	0	1	0	35	0	1	37	
			Total	0	0	0	0	1	0	46	0	2	49	Yes
25.0101 Library and Information Science	8 - Post-Master's certificates	1	Men	0	0	0	0	0	0	0	0	0	0	
			Women	0	0	0	0	0	0	0	0	0	0	
			Total	0	0	0	0	0	0	0	0	0	0	No
26.0101 Biology/Biological Sciences, General	5 - Bachelor's degree	1	Men	0	0	0	7	1	0	29	0	0	37	
			Women	4	5	1	10	9	1	29	3	0	62	
			Total	4	5	1	17	10	1	58	3	0	99	No
26.0101	7 - Master's degree	1	Men	5	1	0	0	1	0	21	0	0	28	
			Women	7	1	0	2	2	0	16	0	0	28	

CIPCODE	Award Level	Major	Gender	Non Resident Alien	Hispanic / Latino	American Indian or Alaska Native	Asian	Black or African American	Native Hawaiian or Other Pacific Islander	White	Two or more Races	Race/ ethnicity unknown	Total	distance education program
Multi-/Interdisciplinary Studies, General	6 - Postbaccalaureate certificates		Total	0	0	0	0	0	0	0	0	0	0	No
30.0101 Biological and Physical Sciences	5 - Bachelor's degree	1	Men	0	0	0	0	0	0	0	0	0	0	
			Women	0	0	0	0	0	0	1	0	0	1	
			Total	0	0	0	0	0	0	1	0	0	1	No
30.1101 Gerontology	2 - Awards of at least 1 but less than 2 academic years	1	Men	0	0	0	1	0	0	0	0	0	1	
			Women	0	0	0	0	1	0	5	0	0	6	
			Total	0	0	0	1	1	0	5	0	0	7	Yes
30.1401 Museology/Museum Studies	2 - Awards of at least 1 but less than 2 academic years	1	Men	0	0	0	0	0	0	2	0	0	2	
			Women	0	0	0	0	1	0	12	0	0	13	
			Total	0	0	0	0	1	0	14	0	0	15	No
30.1401 Museology/Museum Studies	6 - Postbaccalaureate certificates	1	Men	0	0	0	0	0	0	0	0	0	0	
			Women	0	0	0	0	0	0	0	0	0	0	
			Total	0	0	0	0	0	0	0	0	0	0	No
30.1401 Museology/Museum Studies	7 - Master's degree	1	Men	0	0	0	0	0	0	1	0	0	1	
			Women	0	0	0	0	0	0	13	1	0	14	
			Total	0	0	0	0	0	0	14	1	0	15	No
30.2701 Human Biology	5 - Bachelor's degree	1	Men	0	0	0	0	0	0	0	0	0	0	
			Women	0	0	0	1	0	0	5	2	0	8	
			Total	0	0	0	1	0	0	5	2	0	8	No
30.3101 Human Computer Interaction	2 - Awards of at least 1 but less than 2 academic years	1	Men	1	0	0	0	0	0	4	0	0	5	
			Women	1	0	0	0	1	0	4	0	0	6	
			Total	2	0	0	0	1	0	8	0	0	11	Yes
30.3101 Human Computer Interaction	6 - Postbaccalaureate certificates	1	Men	0	0	0	0	0	0	1	0	0	1	
			Women	0	0	0	0	0	0	1	0	0	1	
			Total	0	0	0	0	0	0	2	0	0	2	No
30.3101 Human Computer Interaction	7 - Master's degree	1	Men	5	0	0	2	1	0	1	0	0	9	
			Women	2	0	0	0	0	0	1	0	0	3	
			Total	7	0	0	2	1	0	2	0	0	12	No
30.9999 Multi-/Interdisciplinary Studies, Other	5 - Bachelor's degree	1	Men	0	0	0	0	0	0	1	0	0	1	
			Women	0	2	0	1	1	0	3	0	0	7	
			Total	0	2	0	1	1	0	4	0	0	8	No
30.9999 Multi-/Interdisciplinary Studies, Other	6 - Postbaccalaureate certificates	1	Men	0	0	0	0	0	0	0	0	0	0	
			Women	0	0	0	0	0	0	3	0	0	3	
			Total	0	0	0	0	0	0	3	0	0	3	No
30.9999 Multi-/Interdisciplinary Studies, Other	7 - Master's degree	1	Men	0	0	0	1	0	0	4	0	0	5	
			Women	2	0	0	0	1	0	23	0	0	26	
			Total	2	0	0	1	1	0	27	0	0	31	No
30.9999 Multi-/Interdisciplinary Studies, Other	17 - Doctor's degree - research / scholarship	1	Men	0	0	0	1	1	0	1	0	0	3	
			Women	0	0	0	0	1	0	2	0	0	3	
			Total	0	0	0	1	2	0	3	0	0	6	No
31.0505	5 - Bachelor's degree	1	Men	0	1	0	3	5	0	69	1	0	79	
			Women	0	0	1	2	5	0	37	2	1	48	

CIPCODE	Award Level	Major	Gender	Non Resident Alien	Hispanic / Latino	American Indian or Alaska Native	Asian	Black or African American	Native Hawaiian or Other Pacific Islander	White	Two or more Races	Race/ ethnicity unknown	Total	distance education program
Kinesiology and Exercise Science			Total	0	1	1	5	10	0	106	3	1	127	No
31.0505	7 - Master's degree	1	Men	0	0	0	0	0	0	3	0	0	3	
Kinesiology and Exercise Science			Women	0	0	0	0	1	0	5	0	0	6	
			Total	0	0	0	0	1	0	8	0	0	9	No
31.0507	2 - Awards of at least 1 but less than 2 academic years	1	Men	0	0	0	3	4	0	35	1	0	43	
Physical Fitness Technician			Women	0	0	1	2	2	0	28	1	1	35	
			Total	0	0	1	5	6	0	63	2	1	78	No
38.0101	5 - Bachelor's degree	1	Men	0	1	0	0	1	0	9	0	1	12	
Philosophy			Women	0	0	0	0	0	0	10	0	0	10	
			Total	0	1	0	0	1	0	19	0	1	22	No
38.0101	7 - Master's degree	1	Men	1	0	0	0	0	0	4	0	0	5	
Philosophy			Women	0	0	0	0	1	0	3	0	0	4	
			Total	1	0	0	0	1	0	7	0	0	9	No
38.0101	5 - Bachelor's degree	2	Men	0	0	0	0	0	0	1	0	0	1	
Philosophy			Women	0	0	0	0	0	0	2	0	0	2	
			Total	0	0	0	0	0	0	3	0	0	3	No
38.0101	7 - Master's degree	2	Men	0	0	0	0	0	0	1	0	0	1	
Philosophy			Women	0	0	0	0	0	0	0	0	0	0	
			Total	0	0	0	0	0	0	1	0	0	1	No
38.0201	5 - Bachelor's degree	1	Men	0	0	0	0	0	0	3	0	0	3	
Religion/Religious Studies			Women	0	0	0	0	0	0	1	0	0	1	
			Total	0	0	0	0	0	0	4	0	0	4	No
38.0201	5 - Bachelor's degree	2	Men	0	0	0	0	0	0	0	1	0	1	
Religion/Religious Studies			Women	0	0	0	0	0	0	0	0	0	0	
			Total	0	0	0	0	0	0	0	1	0	1	No
40.0501	5 - Bachelor's degree	1	Men	2	1	0	2	1	0	23	0	1	30	
Chemistry, General			Women	1	2	0	4	4	0	12	0	0	23	
			Total	3	3	0	6	5	0	35	0	1	53	No
40.0501	7 - Master's degree	1	Men	2	0	0	0	0	0	1	0	0	3	
Chemistry, General			Women	0	0	0	0	0	0	1	0	0	1	
			Total	2	0	0	0	0	0	2	0	0	4	No
40.0601	5 - Bachelor's degree	1	Men	0	0	0	0	0	0	5	1	0	6	
Geology/Earth Science, General			Women	0	0	0	0	0	0	2	0	0	2	
			Total	0	0	0	0	0	0	7	1	0	8	No
40.0601	7 - Master's degree	1	Men	0	0	0	0	0	0	3	0	0	3	
Geology/Earth Science, General			Women	0	0	0	0	0	0	1	0	0	1	
			Total	0	0	0	0	0	0	4	0	0	4	No
40.0801	5 - Bachelor's degree	1	Men	0	1	0	0	0	0	5	0	0	6	
Physics, General			Women	0	0	0	1	0	0	0	0	0	1	
			Total	0	1	0	1	0	0	5	0	0	7	No
40.0801	7 - Master's degree	1	Men	3	1	0	0	0	0	0	0	0	4	
Physics, General			Women	0	0	0	0	0	0	0	0	0	0	
			Total	3	1	0	0	0	0	0	0	0	4	No
42.0101		1	Men	1	2	0	3	5	0	34	3	0	48	

CIPCODE	Award Level	Major	Gender	Non Resident Alien	Hispanic / Latino	American Indian or Alaska Native	Asian	Black or African American	Native Hawaiian or Other Pacific Islander	White	Two or more Races	Race/ ethnicity unknown	Total	distance education program
Psychology, General	5 - Bachelor's degree		Women	1	10	0	5	17	0	118	7	1	159	
			Total	2	12	0	8	22	0	152	10	1	207	No
42.0101 Psychology, General	7 - Master's degree	1	Men	0	1	0	0	0	0	0	0	0	1	
			Women	0	1	0	0	0	0	5	1	0	7	
			Total	0	2	0	0	0	0	5	1	0	8	No
42.2801 Clinical Psychology	17 - Doctor's degree - research / scholarship	1	Men	0	0	0	0	0	0	0	0	0	0	
			Women	0	0	0	0	0	0	0	0	0	0	
			Total	0	0	0	0	0	0	0	0	0	0	No
43.0104 Criminal Justice/Safety Studies	5 - Bachelor's degree	1	Men	1	1	0	1	4	0	52	1	1	61	
			Women	1	5	0	3	11	0	55	3	1	79	
			Total	2	6	0	4	15	0	107	4	2	140	No
43.0104 Criminal Justice/Safety Studies	7 - Master's degree	1	Men	0	0	0	0	2	0	3	0	0	5	
			Women	0	1	0	0	1	0	7	0	0	9	
			Total	0	1	0	0	3	0	10	0	0	14	No
43.0106 Forensic Science and Technology	5 - Bachelor's degree	1	Men	1	0	0	0	0	0	2	0	0	3	
			Women	0	1	0	1	1	0	12	0	1	16	
			Total	1	1	0	1	1	0	14	0	1	19	No
43.0106 Forensic Science and Technology	7 - Master's degree	1	Men	0	0	1	0	0	0	1	0	0	2	
			Women	0	0	0	0	0	0	3	0	0	3	
			Total	0	0	1	0	0	0	4	0	0	5	No
43.0302 Crisis/Emergency/Disaster Management	6 - Postbaccalaureate certificates	1	Men	0	0	0	0	2	0	4	0	0	6	
			Women	0	0	0	1	1	0	8	1	0	11	
			Total	0	0	0	1	3	0	12	1	0	17	No
44.0000 Human Services, General	2 - Awards of at least 1 but less than 2 academic years	1	Men	0	0	0	0	2	0	1	0	0	3	
			Women	0	1	0	0	6	0	21	1	0	29	
			Total	0	1	0	0	8	0	22	1	0	32	No
44.0401 Public Administration	2 - Awards of at least 1 but less than 2 academic years	1	Men	1	0	0	0	0	0	2	0	0	3	
			Women	0	0	0	0	0	0	3	1	0	4	
			Total	1	0	0	0	0	0	5	1	0	7	No
44.0401 Public Administration	5 - Bachelor's degree	1	Men	1	0	0	2	3	0	13	0	0	19	
			Women	0	1	0	0	5	0	15	2	0	23	
			Total	1	1	0	2	8	0	28	2	0	42	No
44.0401 Public Administration	6 - Postbaccalaureate certificates	1	Men	0	1	0	1	3	0	26	1	0	32	
			Women	0	2	0	0	4	0	19	0	0	25	
			Total	0	3	0	1	7	0	45	1	0	57	Yes
44.0401 Public Administration	7 - Master's degree	1	Men	0	0	0	0	1	0	20	0	0	21	
			Women	3	0	0	1	5	0	43	0	0	52	
			Total	3	0	0	1	6	0	63	0	0	73	No
44.0503 Health Policy Analysis	6 - Postbaccalaureate certificates	1	Men	0	0	0	0	0	0	0	0	0	0	
			Women	0	0	0	0	0	0	1	0	0	1	
			Total	0	0	0	0	0	0	1	0	0	1	No
44.0503 Health Policy Analysis	17 - Doctor's degree - research / scholarship	1	Men	0	0	0	0	0	0	0	0	0	0	
			Women	0	0	0	0	0	0	2	0	0	2	
			Total	0	0	0	0	0	0	2	0	0	2	No

CIPCODE	Award Level	Major	Gender	Non Resident Alien	Hispanic / Latino	American Indian or Alaska Native	Asian	Black or African American	Native Hawaiian or Other Pacific Islander	White	Two or more Races	Race/ ethnicity unknown	Total	distance education program
44.0701 Social Work	2 - Awards of at least 1 but less than 2 academic years	1	Men	0	0	0	0	0	0	0	0	0	0	
			Women	0	0	0	0	1	0	0	0	0	1	
			Total	0	0	0	0	1	0	0	0	0	1	No
44.0701 Social Work	5 - Bachelor's degree	1	Men	0	0	0	1	1	0	8	0	0	10	
			Women	0	7	0	0	16	0	75	4	1	103	
			Total	0	7	0	1	17	0	83	4	1	113	No
44.0701 Social Work	7 - Master's degree	1	Men	0	1	0	0	3	0	20	4	0	28	
			Women	0	8	0	4	26	0	199	6	2	245	
			Total	0	9	0	4	29	0	219	10	2	273	Yes
44.0701 Social Work	17 - Doctor's degree - research / scholarship	1	Men	1	0	0	0	0	0	3	0	0	4	
			Women	0	0	0	0	0	0	2	0	0	2	
			Total	1	0	0	0	0	0	5	0	0	6	No
45.0201 Anthropology	5 - Bachelor's degree	1	Men	0	1	0	0	0	0	5	0	0	6	
			Women	0	1	0	0	0	0	19	0	0	20	
			Total	0	2	0	0	0	0	24	0	0	26	No
45.0201 Anthropology	7 - Master's degree	1	Men	1	0	0	0	0	0	1	0	0	2	
			Women	0	0	0	0	0	0	1	0	0	1	
			Total	1	0	0	0	0	0	2	0	0	3	No
45.0201 Anthropology	5 - Bachelor's degree	2	Men	0	0	0	0	0	0	0	0	0	0	
			Women	0	0	0	0	0	0	2	0	0	2	
			Total	0	0	0	0	0	0	2	0	0	2	No
45.0601 Economics, General	5 - Bachelor's degree	1	Men	4	0	0	2	0	0	16	1	1	24	
			Women	0	1	0	0	0	0	3	0	0	4	
			Total	4	1	0	2	0	0	19	1	1	28	No
45.0601 Economics, General	7 - Master's degree	1	Men	2	0	0	0	0	0	0	0	0	2	
			Women	1	0	0	0	0	0	0	0	0	1	
			Total	3	0	0	0	0	0	0	0	0	3	No
45.0601 Economics, General	5 - Bachelor's degree	2	Men	1	0	0	0	0	0	0	0	0	1	
			Women	0	0	0	0	0	0	0	0	0	0	
			Total	1	0	0	0	0	0	0	0	0	1	No
45.0701 Geography	5 - Bachelor's degree	1	Men	1	0	0	0	1	0	8	0	0	10	
			Women	0	1	0	0	1	0	3	0	0	5	
			Total	1	1	0	0	2	0	11	0	0	15	No
45.0702 Geographic Information Science and Cartography	6 - Postbaccalaureate certificates	1	Men	0	1	0	0	0	0	0	0	0	1	
			Women	0	0	0	0	0	0	4	0	0	4	
			Total	0	1	0	0	0	0	4	0	0	5	No
45.0702 Geographic Information Science and Cartography	7 - Master's degree	1	Men	1	0	0	0	0	0	3	0	0	4	
			Women	0	0	0	1	0	0	1	0	0	2	
			Total	1	0	0	1	0	0	4	0	0	6	No
45.0901 International Relations and Affairs	5 - Bachelor's degree	1	Men	0	0	0	0	0	0	3	0	0	3	
			Women	2	0	0	0	0	0	9	0	1	12	
			Total	2	0	0	0	0	0	12	0	1	15	No
45.0901 International Relations and Affairs	5 - Bachelor's degree	2	Men	0	0	0	0	0	0	2	0	0	2	
			Women	1	1	0	0	0	0	3	0	0	5	
			Total	1	1	0	0	0	0	5	0	0	7	No

CIPCODE	Award Level	Major	Gender	Non Resident Alien	Hispanic / Latino	American Indian or Alaska Native	Asian	Black or African American	Native Hawaiian or Other Pacific Islander	White	Two or more Races	Race/ ethnicity unknown	Total	distance education program
45.1001 Political Science and Government, General	5 - Bachelor's degree	1	Men	1	0	0	1	2	0	16	0	0	20	
			Women	1	2	0	0	1	0	11	1	0	16	
			Total	2	2	0	1	3	0	27	1	0	36	No
45.1001 Political Science and Government, General	7 - Master's degree	1	Men	0	0	0	0	0	0	0	0	0	0	
			Women	0	0	0	0	0	0	1	0	0	1	
			Total	0	0	0	0	0	0	1	0	0	1	No
45.1101 Sociology	5 - Bachelor's degree	1	Men	0	0	0	0	1	0	8	0	0	9	
			Women	0	2	0	0	3	0	13	2	0	20	
			Total	0	2	0	0	4	0	21	2	0	29	No
45.1101 Sociology	7 - Master's degree	1	Men	0	0	0	0	0	0	0	0	0	0	
			Women	0	0	0	0	0	0	1	0	0	1	
			Total	0	0	0	0	0	0	1	0	0	1	No
45.1101 Sociology	5 - Bachelor's degree	2	Men	0	0	0	0	0	0	0	0	0	0	
			Women	0	0	0	0	0	0	2	0	0	2	
			Total	0	0	0	0	0	0	2	0	0	2	No
46.0499 Building/Construction Finishing, Management, and Inspection, Other	2 - Awards of at least 1 but less than 2 academic years	1	Men	0	0	0	0	0	0	2	0	0	2	
			Women	0	0	0	0	0	0	0	0	0	0	
			Total	0	0	0	0	0	0	2	0	0	2	No
50.0101 Visual and Performing Arts, General	2 - Awards of at least 1 but less than 2 academic years	1	Men	0	0	0	0	1	0	0	0	0	1	
			Women	0	0	0	0	0	0	5	0	0	5	
			Total	0	0	0	0	1	0	5	0	0	6	No
50.0101 Visual and Performing Arts, General	7 - Master's degree	1	Men	1	0	0	0	0	0	4	1	0	6	
			Women	0	0	0	0	0	0	2	0	0	2	
			Total	1	0	0	0	0	0	6	1	0	8	No
50.0401 Design and Visual Communications, General	7 - Master's degree	1	Men	0	0	0	0	0	0	1	0	0	1	
			Women	0	0	0	0	0	0	1	0	0	1	
			Total	0	0	0	0	0	0	2	0	0	2	No
50.0408 Interior Design	2 - Awards of at least 1 but less than 2 academic years	1	Men	0	0	0	0	0	0	0	0	0	0	
			Women	0	0	0	0	0	0	1	0	0	1	
			Total	0	0	0	0	0	0	1	0	0	1	No
50.0408 Interior Design	3 - Associate's degree	1	Men	0	0	0	0	0	0	1	0	0	1	
			Women	0	1	0	0	1	0	2	0	0	4	
			Total	0	1	0	0	1	0	3	0	0	5	No
50.0408 Interior Design	5 - Bachelor's degree	1	Men	0	0	0	0	0	0	0	0	0	0	
			Women	1	0	0	1	1	0	10	0	0	13	
			Total	1	0	0	1	1	0	10	0	0	13	No
50.0702 Fine/Studio Arts, General	5 - Bachelor's degree	1	Men	1	1	0	1	3	0	23	0	0	29	
			Women	0	5	0	1	3	0	47	3	0	59	
			Total	1	6	0	2	6	0	70	3	0	88	No
50.0703 Art History, Criticism and Conservation	5 - Bachelor's degree	1	Men	0	0	0	0	0	0	3	0	0	3	
			Women	0	0	0	0	0	0	6	0	0	6	
			Total	0	0	0	0	0	0	9	0	0	9	No
50.0913 Music Technology	5 - Bachelor's degree	1	Men	0	0	0	0	0	0	6	1	0	7	
			Women	0	0	0	0	0	0	4	0	0	4	

CIPCODE	Award Level	Major	Gender	Non Resident Alien	Hispanic / Latino	American Indian or Alaska Native	Asian	Black or African American	Native Hawaiian or Other Pacific Islander	White	Two or more Races	Race/ ethnicity unknown	Total	distance education program	
50.0913 Music Technology	7 - Master's degree	1	Total	0	0	0	0	0	0	10	1	0	11	No	
			Men	0	0	0	0	2	0	7	1	0	10		
			Women	0	0	0	0	0	0	0	0	0	0	0	
			Total	0	0	0	0	2	0	7	1	0	10	Yes	
51.0401 Dentistry	18 - Doctor's degree - professional practice	1	Men	2	2	0	11	1	0	39	1	5	61		
			Women	8	1	1	4	3	0	38	2	3	60		
			Total	10	3	1	15	4	0	77	3	8	121	No	
51.0501 Dental Clinical Sciences, General	6 - Postbaccalaureate certificates	1	Men	0	0	0	0	0	0	2	0	0	2		
			Women	0	0	0	0	0	0	0	0	0	0	0	
			Total	0	0	0	0	0	0	2	0	0	2	No	
51.0501 Dental Clinical Sciences, General	7 - Master's degree	1	Men	4	1	0	2	0	0	6	0	0	13		
			Women	3	2	0	2	1	0	9	0	0	17		
			Total	7	3	0	4	1	0	15	0	0	30	No	
51.0501 Dental Clinical Sciences, General	17 - Doctor's degree - research / scholarship	1	Men	0	0	0	0	0	0	0	0	0	0		
			Women	2	0	0	0	0	0	0	0	0	2		
			Total	2	0	0	0	0	0	0	0	0	2	No	
51.0601 Dental Assisting/Assistant	2 - Awards of at least 1 but less than 2 academic years	1	Men	1	0	0	0	0	0	1	0	0	2		
			Women	0	1	0	0	2	0	28	2	1	34		
			Total	1	1	0	0	2	0	29	2	1	36	Yes	
51.0602 Dental Hygiene/Hygienist	3 - Associate's degree	1	Men	1	0	0	0	0	0	0	1	0	2		
			Women	0	1	0	0	2	0	30	2	1	36		
			Total	1	1	0	0	2	0	30	3	1	38	No	
51.0699 Dental Services and Allied Professions, Other	5 - Bachelor's degree	1	Men	0	0	0	0	0	0	0	0	0	0		
			Women	0	0	0	0	0	0	8	0	0	8		
			Total	0	0	0	0	0	0	8	0	0	8	No	
51.0701 Health/Health Care Administration/Management	5 - Bachelor's degree	1	Men	0	2	0	1	0	0	7	1	0	11		
			Women	0	2	0	1	4	0	27	1	0	35		
			Total	0	4	0	2	4	0	34	2	0	46	No	
51.0701 Health/Health Care Administration/Management	6 - Postbaccalaureate certificates	1	Men	0	0	0	0	0	0	0	0	0	0		
			Women	0	0	0	0	0	0	0	0	0	0	0	
			Total	0	0	0	0	0	0	0	0	0	0	0	No
51.0701 Health/Health Care Administration/Management	7 - Master's degree	1	Men	0	0	0	0	0	0	0	0	0	0		
			Women	0	0	0	0	1	0	0	0	0	1		
			Total	0	0	0	0	1	0	0	0	0	1	Yes	
51.0706 Health Information/Medical Records Administration/Administrator	5 - Bachelor's degree	1	Men	0	0	1	2	0	0	2	0	0	5		
			Women	1	0	0	1	2	0	16	2	1	23		
			Total	1	0	1	3	2	0	18	2	1	28	Yes	
51.0707 Health Information/Medical Records Technology/Technician	2 - Awards of at least 1 but less than 2 academic years	1	Men	0	0	0	0	0	0	0	0	0	0		
			Women	0	0	0	0	0	0	2	0	0	2		
			Total	0	0	0	0	0	0	2	0	0	2	No	
51.0904 Emergency Medical Technology/Technician (EMT Paramedic)	3 - Associate's degree	1	Men	0	0	0	1	0	0	6	0	0	7		
			Women	0	0	0	0	0	0	7	0	0	7		
			Total	0	0	0	1	0	0	13	0	0	14	No	

CIPCODE	Award Level	Major	Gender	Non Resident Alien	Hispanic / Latino	American Indian or Alaska Native	Asian	Black or African American	Native Hawaiian or Other Pacific Islander	White	Two or more Races	Race/ ethnicity unknown	Total	distance education program
51.0905 Nuclear Medical Technology/Technologist	5 - Bachelor's degree	1	Men	0	0	0	0	0	0	0	0	0	0	
			Women	0	0	0	2	0	0	5	0	0	7	
			Total	0	0	0	2	0	0	5	0	0	7	No
51.0907 Medical Radiologic Technology/Science - Radiation Therapist	5 - Bachelor's degree	1	Men	0	0	0	0	0	0	7	0	0	7	
			Women	0	1	0	0	0	0	20	1	1	23	
			Total	0	1	0	0	0	0	27	1	1	30	No
51.0907 Medical Radiologic Technology/Science - Radiation Therapist	6 - Postbaccalaureate certificates	1	Men	0	0	0	0	0	0	2	0	0	2	
			Women	0	1	0	0	0	0	0	0	0	1	
			Total	0	1	0	0	0	0	2	0	0	3	No
51.0908 Respiratory Care Therapy/Therapist	5 - Bachelor's degree	1	Men	3	0	0	0	0	0	0	1	0	4	
			Women	0	0	0	0	0	8	0	0	8		
			Total	3	0	0	0	0	8	1	0	12	No	
51.0911 Radiologic Technology/Science - Radiographer	3 - Associate's degree	1	Men	0	0	0	0	1	0	2	0	0	3	
			Women	1	0	0	1	1	0	27	0	1	31	
			Total	1	0	0	1	2	0	29	0	1	34	No
51.0916 Radiation Protection/Health Physics Technician	5 - Bachelor's degree	1	Men	0	0	0	1	0	0	2	1	0	4	
			Women	1	0	0	1	1	0	3	0	0	6	
			Total	1	0	0	2	1	0	5	1	0	10	No
51.1002 Cytotechnology/Cytotechnologist	5 - Bachelor's degree	1	Men	0	0	0	0	0	0	1	0	1	2	
			Women	0	0	0	0	1	0	3	0	0	4	
			Total	0	0	0	0	1	0	4	0	1	6	No
51.1005 Clinical Laboratory Science/Medical Technology/Technologist	5 - Bachelor's degree	1	Men	0	0	0	0	0	0	4	0	0	4	
			Women	0	0	0	0	0	0	7	0	0	7	
			Total	0	0	0	0	0	0	11	0	0	11	No
51.1005 Clinical Laboratory Science/Medical Technology/Technologist	6 - Postbaccalaureate certificates	1	Men	1	0	0	1	0	0	1	0	0	3	
			Women	0	0	0	0	0	0	2	0	0	2	
			Total	1	0	0	1	0	0	3	0	0	5	No
51.1008 Histologic Technician	2 - Awards of at least 1 but less than 2 academic years	1	Men	1	0	0	0	0	0	2	0	0	3	
			Women	0	7	0	4	2	0	17	0	3	33	
			Total	1	7	0	4	2	0	19	0	3	36	Yes
51.1008 Histologic Technician	3 - Associate's degree	1	Men	0	0	0	0	0	0	1	0	0	1	
			Women	0	0	0	0	1	0	4	0	0	5	
			Total	0	0	0	0	1	0	5	0	0	6	Yes
51.1201 Medicine	18 - Doctor's degree - professional practice	1	Men	1	8	1	16	7	0	136	2	9	180	
			Women	1	3	0	18	11	0	92	4	6	135	
			Total	2	11	1	34	18	0	228	6	15	315	No
51.1401 Medical Scientist	7 - Master's degree	1	Men	1	0	0	0	0	0	6	0	0	7	
			Women	0	0	0	2	1	0	6	0	0	9	
			Total	1	0	0	2	1	0	12	0	0	16	No
51.1508 Mental Health Counseling/Counselor	7 - Master's degree	1	Men	0	0	0	0	0	0	1	0	0	1	
			Women	0	0	0	0	0	0	8	0	0	8	
			Total	0	0	0	0	0	0	9	0	0	9	No

CIPCODE	Award Level	Major	Gender	Non Resident Alien	Hispanic / Latino	American Indian or Alaska Native	Asian	Black or African American	Native Hawaiian or Other Pacific Islander	White	Two or more Races	Race/ ethnicity unknown	Total	distance education program
Rehabilitation Science	17 - Doctor's degree - research / scholarship		Women	0	0	0	0	0	0	0	0	0	0	
			Total	0	0	0	0	0	0	0	0	0	0	No
51.2706 Medical Informatics	6 - Postbaccalaureate certificates	1	Men	0	0	0	0	0	0	0	0	0	0	
			Women	0	0	0	0	0	0	1	0	0	1	
			Total	0	0	0	0	0	0	1	0	0	1	No
51.2706 Medical Informatics	7 - Master's degree	1	Men	3	0	0	0	0	0	4	0	1	8	
			Women	7	1	0	0	0	0	12	0	0	20	
			Total	10	1	0	0	0	0	16	0	1	28	No
51.3101 Dietetics/Dietitian	7 - Master's degree	1	Men	0	0	0	0	0	0	0	0	0	0	
			Women	0	0	0	0	0	0	0	0	0	0	
			Total	0	0	0	0	0	0	0	0	0	0	Yes
51.3201 Bioethics/Medical Ethics	6 - Postbaccalaureate certificates	1	Men	0	0	0	0	0	0	0	0	0	0	
			Women	0	0	0	0	0	0	0	0	0	0	
			Total	0	0	0	0	0	0	0	0	0	0	No
51.3801 Registered Nursing/Registered Nurse	5 - Bachelor's degree	1	Men	0	0	0	3	1	0	49	2	3	58	
			Women	0	12	0	11	17	0	406	13	2	461	
			Total	0	12	0	14	18	0	455	15	5	519	Yes
51.3801 Registered Nursing/Registered Nurse	7 - Master's degree	1	Men	0	0	0	0	0	0	0	0	0	0	
			Women	0	0	0	0	1	0	9	0	0	10	
			Total	0	0	0	0	1	0	9	0	0	10	Yes
51.3802 Nursing Administration	7 - Master's degree	1	Men	0	0	0	0	0	0	0	0	0	0	
			Women	0	1	0	1	0	0	7	0	0	9	
			Total	0	1	0	1	0	0	7	0	0	9	Yes
51.3803 Adult Health Nurse/Nursing	7 - Master's degree	1	Men	0	0	0	0	0	0	1	0	0	1	
			Women	0	2	0	2	2	0	35	3	0	44	
			Total	0	2	0	2	2	0	36	3	0	45	Yes
51.3805 Family Practice Nurse/Nursing	7 - Master's degree	1	Men	0	0	0	0	0	0	0	0	0	0	
			Women	0	0	0	3	2	0	12	0	0	17	
			Total	0	0	0	3	2	0	12	0	0	17	No
51.3808 Nursing Science	17 - Doctor's degree - research / scholarship	1	Men	0	0	0	0	0	0	0	0	0	0	
			Women	0	0	0	0	1	0	7	0	0	8	
			Total	0	0	0	0	1	0	7	0	0	8	No
51.3808 Nursing Science	18 - Doctor's degree - professional practice	1	Men	0	0	0	0	0	0	0	0	0	0	
			Women	0	0	0	1	0	0	10	0	0	11	
			Total	0	0	0	1	0	0	10	0	0	11	Yes
51.3809 Pediatric Nurse/Nursing	7 - Master's degree	1	Men	0	0	0	0	0	0	1	0	0	1	
			Women	0	2	0	0	0	0	12	1	0	15	
			Total	0	2	0	0	0	0	13	1	0	16	No
51.3810 Psychiatric/Mental Health Nurse/Nursing	7 - Master's degree	1	Men	0	1	0	0	1	0	2	0	0	4	
			Women	0	0	0	0	1	0	8	0	0	9	
			Total	0	1	0	0	2	0	10	0	0	13	Yes
51.3817 Nursing Education	6 - Postbaccalaureate certificates	1	Men	0	0	0	0	0	0	0	0	0	0	
			Women	0	0	0	0	0	0	1	0	0	1	
			Total	0	0	0	0	0	0	1	0	0	1	Yes

CIPCODE	Award Level	Major	Gender	Non Resident Alien	Hispanic / Latino	American Indian or Alaska Native	Asian	Black or African American	Native Hawaiian or Other Pacific Islander	White	Two or more Races	Race/ ethnicity unknown	Total	distance education program
52.0101 Business/Commerce, General	2 - Awards of at least 1 but less than 2 academic years	1	Men	0	0	0	0	2	0	14	0	0	16	
			Women	0	0	0	0	2	0	9	0	0	11	
			Total	0	0	0	0	4	0	23	0	0	27	Yes
52.0101 Business/Commerce, General	5 - Bachelor's degree	1	Men	28	10	1	7	9	0	191	7	5	258	
			Women	17	12	0	15	20	1	141	7	3	216	
			Total	45	22	1	22	29	1	332	14	8	474	No
52.0101 Business/Commerce, General	7 - Master's degree	1	Men	18	3	0	5	1	0	56	1	3	87	
			Women	4	2	0	3	0	0	12	1	0	22	
			Total	22	5	0	8	1	0	68	2	3	109	No
52.0205 Operations Management and Supervision	2 - Awards of at least 1 but less than 2 academic years	1	Men	0	0	0	0	2	0	15	0	0	17	
			Women	0	0	0	0	3	0	6	1	1	11	
			Total	0	0	0	0	5	0	21	1	1	28	No
52.0205 Operations Management and Supervision	3 - Associate's degree	1	Men	0	0	0	0	0	0	0	0	0	0	
			Women	0	0	0	0	0	0	0	0	0	0	
			Total	0	0	0	0	0	0	0	0	0	0	No
52.0205 Operations Management and Supervision	5 - Bachelor's degree	1	Men	0	1	0	0	5	0	23	0	0	29	
			Women	0	3	0	2	2	0	18	0	0	25	
			Total	0	4	0	2	7	0	41	0	0	54	No
52.0206 Non-Profit/Public/Organizational Management	6 - Postbaccalaureate certificates	1	Men	0	0	0	2	0	0	10	0	0	12	
			Women	1	0	0	0	4	0	21	0	0	26	
			Total	1	0	0	2	4	0	31	0	0	38	Yes
52.0208 E-Commerce/Electronic Commerce	2 - Awards of at least 1 but less than 2 academic years	1	Men	0	0	0	0	0	0	1	0	0	1	
			Women	0	0	0	0	0	0	0	0	0	0	
			Total	0	0	0	0	0	0	1	0	0	1	Yes
52.0213 Organizational Leadership	2 - Awards of at least 1 but less than 2 academic years	1	Men	0	0	0	0	0	0	0	0	0	0	
			Women	0	0	0	0	0	0	1	0	0	1	
			Total	0	0	0	0	0	0	1	0	0	1	No
52.0301 Accounting	7 - Master's degree	1	Men	8	0	0	1	2	0	28	0	0	39	
			Women	12	0	0	2	2	0	13	0	0	29	
			Total	20	0	0	3	4	0	41	0	0	68	No
52.0305 Accounting and Business/Management	7 - Master's degree	1	Men	0	0	0	0	0	0	2	0	0	2	
			Women	0	0	0	0	0	0	0	0	0	0	
			Total	0	0	0	0	0	0	2	0	0	2	No
52.0903 Tourism and Travel Services Management	2 - Awards of at least 1 but less than 2 academic years	1	Men	0	0	0	0	0	0	1	0	0	1	
			Women	0	0	0	0	2	0	2	0	0	4	
			Total	0	0	0	0	2	0	3	0	0	5	No
52.0903 Tourism and Travel Services Management	5 - Bachelor's degree	1	Men	0	0	0	0	0	0	12	0	0	12	
			Women	0	2	0	1	3	0	46	0	0	52	
			Total	0	2	0	1	3	0	58	0	0	64	No
52.0907 Meeting and Event Planning	2 - Awards of at least 1 but less than 2 academic years	1	Men	0	0	0	0	1	0	1	0	0	2	
			Women	0	0	0	0	6	0	14	0	0	20	
			Total	0	0	0	0	7	0	15	0	0	22	No

CIPCODE	Award Level	Major	Gender	Non Resident Alien	Hispanic / Latino	American Indian or Alaska Native	Asian	Black or African American	Native Hawaiian or Other Pacific Islander	White	Two or more Races	Race/ ethnicity unknown	Total	distance education program
52.0907 Meeting and Event Planning	7 - Master's degree	1	Men	0	0	0	0	0	0	1	0	0	1	
			Women	0	0	0	0	0	0	0	0	0	0	
			Total	0	0	0	0	0	0	1	0	0	1	No
52.0999 Hospitality Administration/Management, Other	2 - Awards of at least 1 but less than 2 academic years	1	Men	0	0	0	0	0	0	0	0	0	0	
			Women	0	0	0	0	0	0	1	0	0	1	
			Total	0	0	0	0	0	0	1	0	0	1	No
52.1001 Human Resources Management/Personnel Administration, General	2 - Awards of at least 1 but less than 2 academic years	1	Men	0	0	0	0	4	0	19	0	0	23	
			Women	0	4	0	0	9	0	18	1	1	33	
			Total	0	4	0	0	13	0	37	1	1	56	Yes
52.1004 Labor Studies	2 - Awards of at least 1 but less than 2 academic years	1	Men	0	0	0	0	1	0	0	0	0	1	
			Women	0	0	0	0	0	0	2	0	0	2	
			Total	0	0	0	0	1	0	2	0	0	3	Yes
52.1004 Labor Studies	3 - Associate's degree	1	Men	0	0	0	0	0	0	0	0	0	0	
			Women	0	0	0	0	0	0	2	0	0	2	
			Total	0	0	0	0	0	0	2	0	0	2	Yes
52.1004 Labor Studies	5 - Bachelor's degree	1	Men	0	0	0	0	1	0	0	0	0	1	
			Women	0	0	0	0	0	0	2	0	1	3	
			Total	0	0	0	0	1	0	2	0	1	4	Yes
52.1601 Taxation	7 - Master's degree	1	Men	0	0	0	0	0	0	1	0	0	1	
			Women	0	0	0	0	0	0	0	0	0	0	
			Total	0	0	0	0	0	0	1	0	0	1	No
54.0101 History, General	5 - Bachelor's degree	1	Men	0	0	0	0	0	0	18	1	0	19	
			Women	0	0	0	0	1	0	15	2	0	18	
			Total	0	0	0	0	1	0	33	3	0	37	No
54.0101 History, General	7 - Master's degree	1	Men	0	0	0	0	0	0	0	0	0	0	
			Women	0	0	0	0	0	0	6	0	1	7	
			Total	0	0	0	0	0	0	6	0	1	7	No
54.0101 History, General	5 - Bachelor's degree	2	Men	0	0	0	0	0	0	1	0	0	1	
			Women	0	0	0	0	0	0	1	0	0	1	
			Total	0	0	0	0	0	0	2	0	0	2	No

99.0000 Summary Grand Totals	Award Level	Nonresident alien	Hispanic Latino	American Indian or Alaska Native	Asian	Black or African American	Native Hawaiian or Other Pacific Islander	White	Two or more Races	Race/ethnicity unknown	Total	PY Total
Doctor's degree - research / scholarship												
Men		7	1	0	2	1	0	16	1	0	28	18
Women		11	1	0	3	2	0	24	0	0	41	43
Total		18	2	0	5	3	0	40	1	0	69	61
Doctor's degree - professional practice	18											
Men		5	12	1	28	14	0	309	12	17	398	376
Women		10	11	1	27	23	0	254	7	10	343	335
Total		15	23	2	55	37	0	563	19	27	741	711

Grand Total Men		296	81	4	121	165	0	2111	60	50	2888	2841
Grand Total Women		191	171	4	162	381	3	3130	118	47	4207	4234
Grand Total		487	252	8	283	546	3	5241	178	97	7095	7075

PY Grand Total Men		253	91	2	135	182	2	2058	38	80		2841
PY Grand Total Women		204	165	3	157	348	2	3195	81	79		4234
PY Grand Total		457	256	5	292	530	4	5253	119	159		7075

Completions: total by second major

99.0000 Summary Grand Totals	Award Level	Nonresident alien	Hispanic Latino	American Indian or Alaska Native	Asian	Black or African American	Native Hawaiian or Other Pacific Islander	White	Two or more Races	Race/ethnicity unknown	Total	PY Total
Bachelor's degree	5											
Men		1	1	0	0	0	0	4	1	0	7	15
Women		1	1	0	0	0	0	16	1	0	19	10
Total		2	2	0	0	0	0	20	2	0	26	25
Master's degree	7											
Men		0	0	0	0	0	0	1	0	0	1	0

99.0000 Summary Grand Totals	Award Level	Nonresident alien	Hispanic Latino	American Indian or Alaska Native	Asian	Black or African American	Native Hawaiian or Other Pacific Islander	White	Two or more Races	Race/ethnicity unknown	Total	PY Total
Women		0	0	0	0	0	0	0	0	0	0	0
Total		0	0	0	0	0	0	1	0	0	1	0

Grand Total Men		1	1	0	0	0	0	5	1	0	8	15
Grand Total Women		1	1	0	0	0	0	16	1	0	19	10
Grand Total		2	2	0	0	0	0	21	2	0	27	25

PY Grand Total Men		0	3	0	0	1	0	11	0	0		15
PY Grand Total Women		1	1	0	1	0	0	7	0	0		10
PY Grand Total		1	4	0	1	1	0	18	0	0		25

All Completers

Institutions must report the following information. (Some data will be pre-populated from the completions by CIP code data.)

All Completers

Number of students by gender and race and ethnicity earning an award between July 1, 2014 and June 30, 2015. Count each student only once, regardless of how many awards he/she earned. The intent of this screen is to collect an unduplicated count of total numbers of *completers*.

- Report Hispanic/Latino individuals of any race as Hispanic/Latino
- Report race for non-Hispanic/Latino individuals only

	Men		Women		Total Students
	Number of Students	Total Awards	Number of Students	Total Awards	
<u>Nonresident alien</u>	283	296	186	191	469
<u>Hispanic/Latino</u>	79	81	161	171	240
<u>American Indian or Alaska Native</u>	4	4	3	4	7
<u>Asian</u>	113	121	155	162	268
<u>Black or African American</u>	148	165	343	381	491
<u>Native Hawaiian or Other Pacific Islander</u>	0	0	3	3	3
<u>White</u>	1,957	2,111	2,946	3,130	4,903
<u>Two or more races</u>	58	60	111	118	169
<u>Race and ethnicity unknown</u>	48	50	44	47	92
TOTAL	2,690	2,888	3,952	4,207	6,642
PY TOTAL	2,670		4,000		6,670

Completers by Level

Institutions must report the following information. This screen will be shown for each of the following award categories for which completions have been reported:

- Less than 1-year certificates
- At least 1 but less than 4-year certificates
- Associate's degrees
- Bachelor's degrees
- Master's degrees
- Doctor's degrees
- Postbaccalaureate and post-master's certificates

At least 1 but less than 4-year certificates

Number of students by gender, by race and ethnicity, and by age earning this award between July 1, 2014 and June 30, 2015. Each student should be counted once per award level. For example, if a student earned a master's degree and a doctor's degree, he/she should be counted once in master's and once in doctor's. A student earning two master's degrees should be counted only once.


- Report Hispanic/Latino individuals of any race as Hispanic/Latino
- Report race for non-Hispanic/Latino individuals only

	Number of Students	Total Awards
By Gender		
Men	<input type="text" value="159"/>	164
Women	<input type="text" value="320"/>	330
TOTAL	479	494
PY TOTAL	463	

By Race/Ethnicity

<u>Nonresident alien</u>	<input type="text" value="10"/>	10
<u>Hispanic/Latino</u>	<input type="text" value="20"/>	20
<u>American Indian or Alaska Native</u>	<input type="text" value="1"/>	1
<u>Asian</u>	<input type="text" value="13"/>	13
<u>Black or African American</u>	<input type="text" value="60"/>	65
<u>Native Hawaiian or Other Pacific Islander</u>	<input type="text" value="0"/>	0

<u>White</u>	<input type="text" value="359"/>	366
Two or more races	<input type="text" value="10"/>	12
<u>Race and ethnicity unknown</u>	<input type="text" value="6"/>	7
TOTAL	479	494



By Age

Under 18	<input type="text" value="0"/>	
18-24	<input type="text" value="258"/>	
25-39	<input type="text" value="161"/>	
40 and Above	<input type="text" value="60"/>	
Age Unknown	<input type="text" value="0"/>	
TOTAL	479	494

Completers by Level

Institutions must report the following information. This screen will be shown for each of the following award categories for which completions have been reported:

- Less than 1-year certificates
- At least 1 but less than 4-year certificates
- Associate's degrees
- Bachelor's degrees
- Master's degrees
- Doctor's degrees
- Postbaccalaureate and post-master's certificates

Associate's degrees

Number of students by gender, by race and ethnicity, and by age earning this award between July 1, 2014 and June 30, 2015. Each student should be counted once per award level. For example, if a student earned a master's degree and a doctor's degree, he/she should be counted once in master's and once in doctor's. A student earning two master's degrees should be counted only once.


- Report Hispanic/Latino individuals of any race as Hispanic/Latino
- Report race for non-Hispanic/Latino individuals only


	Number of Students	Total Awards
By Gender		
Men	<input type="text" value="28"/>	28
Women	<input type="text" value="98"/>	98
TOTAL	126	126
PY TOTAL	137	

By Race/Ethnicity

<u>Nonresident alien</u>	<input type="text" value="2"/>	2
<u>Hispanic/Latino</u>	<input type="text" value="5"/>	5
<u>American Indian or Alaska Native</u>	<input type="text" value="0"/>	0
<u>Asian</u>	<input type="text" value="2"/>	2
<u>Black or African American</u>	<input type="text" value="9"/>	9
<u>Native Hawaiian or Other Pacific Islander</u>	<input type="text" value="0"/>	0

<u>White</u>	<input type="text" value="103"/>	103
Two or more races	<input type="text" value="3"/>	3
<u>Race and ethnicity unknown</u>	<input type="text" value="2"/>	2
TOTAL	126	126



 **By Age**

Under 18	<input type="text" value="0"/>	
18-24	<input type="text" value="69"/>	
25-39	<input type="text" value="47"/>	
40 and Above	<input type="text" value="10"/>	
Age Unknown	<input type="text" value="0"/>	
TOTAL	126	126

Completers by Level

Institutions must report the following information. This screen will be shown for each of the following award categories for which completions have been reported:

- Less than 1-year certificates
- At least 1 but less than 4-year certificates
- Associate's degrees
- Bachelor's degrees
- Master's degrees
- Doctor's degrees
- Postbaccalaureate and post-master's certificates

Bachelor's degrees

Number of students by gender, by race and ethnicity, and by age earning this award between July 1, 2014 and June 30, 2015. Each student should be counted once per award level. For example, if a student earned a master's degree and a doctor's degree, he/she should be counted once in master's and once in doctor's. A student earning two master's degrees should be counted only once.


- Report Hispanic/Latino individuals of any race as Hispanic/Latino
- Report race for non-Hispanic/Latino individuals only

	Number of Students	Total Awards
By Gender		
Men	1,592	1,610
Women	2,296	2,312
TOTAL	3,888	3,922
PY TOTAL	3,780	

By Race/Ethnicity

<u>Nonresident alien</u>	148	153
<u>Hispanic/Latino</u>	150	152
<u>American Indian or Alaska Native</u>	4	4
<u>Asian</u>	133	136
<u>Black or African American</u>	317	318
<u>Native Hawaiian or Other Pacific Islander</u>	2	2

<u>White</u>	<input type="text" value="2,970"/>	2,993
Two or more races	<input type="text" value="117"/>	117
<u>Race and ethnicity unknown</u>	<input type="text" value="47"/>	47
TOTAL	3,888	3,922



By Age

Under 18	<input type="text" value="1"/>	
18-24	<input type="text" value="2,190"/>	
25-39	<input type="text" value="1,411"/>	
40 and Above	<input type="text" value="286"/>	
Age Unknown	<input type="text" value="0"/>	
TOTAL	3,888	3,922

Completers by Level

Institutions must report the following information. This screen will be shown for each of the following award categories for which completions have been reported:

- Less than 1-year certificates
- At least 1 but less than 4-year certificates
- Associate's degrees
- Bachelor's degrees
- Master's degrees
- Doctor's degrees
- Postbaccalaureate and post-master's certificates

Master's degrees

Number of students by gender, by race and ethnicity, and by age earning this award between July 1, 2014 and June 30, 2015. Each student should be counted once per award level. For example, if a student earned a master's degree and a doctor's degree, he/she should be counted once in master's and once in doctor's. A student earning two master's degrees should be counted only once.


- Report Hispanic/Latino individuals of any race as Hispanic/Latino
- Report race for non-Hispanic/Latino individuals only

	Number of Students	Total Awards
By Gender		
Men	571	578
Women	971	979
TOTAL	1,542	1,557
PY TOTAL	1,696	

By Race/Ethnicity

<u>Nonresident alien</u>	284	285
<u>Hispanic/Latino</u>	44	44
<u>American Indian or Alaska Native</u>	1	1
<u>Asian</u>	65	66
<u>Black or African American</u>	96	97
<u>Native Hawaiian or Other Pacific Islander</u>	1	1

<u>White</u>	<input type="text" value="1,015"/>	1,027
Two or more races	<input type="text" value="24"/>	24
<u>Race and ethnicity unknown</u>	<input type="text" value="12"/>	12
TOTAL	1,542	1,557



By Age

Under 18	<input type="text" value="0"/>	
18-24	<input type="text" value="295"/>	
25-39	<input type="text" value="1,008"/>	
40 and Above	<input type="text" value="239"/>	
Age Unknown	<input type="text" value="0"/>	
TOTAL	1,542	1,557

Completers by Level

Institutions must report the following information. This screen will be shown for each of the following award categories for which completions have been reported:

- Less than 1-year certificates
- At least 1 but less than 4-year certificates
- Associate's degrees
- Bachelor's degrees
- Master's degrees
- Doctor's degrees
- Postbaccalaureate and post-master's certificates

Doctor's degrees

Number of students by gender, by race and ethnicity, and by age earning this award between July 1, 2014 and June 30, 2015. Each student should be counted once per award level. For example, if a student earned a master's degree and a doctor's degree, he/she should be counted once in master's and once in doctor's. A student earning two master's degrees should be counted only once.

- Report Hispanic/Latino individuals of any race as Hispanic/Latino
- Report race for non-Hispanic/Latino individuals only

	Number of Students	Total Awards
By Gender		
Men	426	426
Women	384	384
TOTAL	810	810
PY TOTAL	771	

By Race/Ethnicity

<u>Nonresident alien</u>	33	33
<u>Hispanic/Latino</u>	25	25
<u>American Indian or Alaska Native</u>	2	2
<u>Asian</u>	60	60
<u>Black or African American</u>	40	40
<u>Native Hawaiian or Other Pacific Islander</u>	0	0

<u>White</u>	<input type="text" value="603"/>	603
Two or more races	<input type="text" value="20"/>	20
<u>Race and ethnicity unknown</u>	<input type="text" value="27"/>	27
TOTAL	810	810

By Age		
Under 18	<input type="text" value="0"/>	
18-24	<input type="text" value="16"/>	
25-39	<input type="text" value="749"/>	
40 and Above	<input type="text" value="45"/>	
Age Unknown	<input type="text" value="0"/>	
TOTAL	810	810

Completers by Level

Institutions must report the following information. This screen will be shown for each of the following award categories for which completions have been reported:

- Less than 1-year certificates
- At least 1 but less than 4-year certificates
- Associate's degrees
- Bachelor's degrees
- Master's degrees
- Doctor's degrees
- Postbaccalaureate and post-master's certificates

Postbaccalaureate and post-master's certificates

Number of students by gender, by race and ethnicity, and by age earning this award between July 1, 2014 and June 30, 2015. Each student should be counted once per award level. For example, if a student earned a master's degree and a doctor's degree, he/she should be counted once in master's and once in doctor's. A student earning two master's degrees should be counted only once.


- Report Hispanic/Latino individuals of any race as Hispanic/Latino
- Report race for non-Hispanic/Latino individuals only


	Number of Students	Total Awards
By Gender		
Men	<input type="text" value="80"/>	82
Women	<input type="text" value="102"/>	104
TOTAL	182	186
PY TOTAL	168	

By Race/Ethnicity

<u>Nonresident alien</u>	<input type="text" value="4"/>	4
<u>Hispanic/Latino</u>	<input type="text" value="6"/>	6
<u>American Indian or Alaska Native</u>	<input type="text" value="0"/>	0
<u>Asian</u>	<input type="text" value="6"/>	6
<u>Black or African American</u>	<input type="text" value="17"/>	17
<u>Native Hawaiian or Other Pacific Islander</u>	<input type="text" value="0"/>	0

<u>White</u>	<input type="text" value="146"/>	149
Two or more races	<input type="text" value="2"/>	2
<u>Race and ethnicity unknown</u>	<input type="text" value="1"/>	2
TOTAL	182	186



 **By Age**

Under 18	<input type="text" value="0"/>	
18-24	<input type="text" value="21"/>	
25-39	<input type="text" value="114"/>	
40 and Above	<input type="text" value="47"/>	
Age Unknown	<input type="text" value="0"/>	
TOTAL	182	186

Summary

IPEDS collects important information regarding your institution. All data reported in IPEDS survey components become available in the IPEDS Data Center and appear as aggregated data in various Department of Education reports. Additionally, some of the reported data appears specifically for your institution through the College Navigator website and is included in your institution's Data Feedback Report (DFR). The purpose of this summary is to provide you an opportunity to view some of the data that, when accepted through the IPEDS quality control process, will appear on the College Navigator website and/or your DFR. College Navigator is updated approximately three months after the data collection period closes and Data Feedback Reports will be available through the [Data Center](#) and sent to your institution's CEO in November 2016.

Please review your data for accuracy. If you have questions about the data displayed below after reviewing the data reported on the survey screens, please contact the IPEDS Help Desk at: 1-877-225-2568 or ipedshelp@rti.org.

Summary of Completions Data

Award Level	Number of Completions	
	1 st major	2 nd major
<u>Postsecondary award, certificate, or diploma (at least 1 but less than 2 academic years)</u>	494	0
<u>Associate's degree</u>	126	0
<u>Bachelors degree or equivalent</u>	3,922	26
<u>Postbaccalaureate certificate</u>	186	0
<u>Master's degree</u>	1,557	1
<u>Post-master's certificate</u>	0	0
<u>Doctor's degree - research/scholarship</u>	69	0
<u>Doctor's degree - professional practice</u>	741	0
Total number of degrees and certificates	7,095	

Summary of Completers Data

	Number of Students		
	Men	Women	Total
All Completers	2,690	3,952	6,642

Completions

Indiana University-Purdue University-Indianapolis (151111)

Source	Description	Severity	Resolved	Options
Global Edits				
Perform Edits	Current year completions (162) are outside the expected range when compared to completions reported in the prior year (67) for: Men, 2-digit field (11), award level (5). Please correct your data or explain. (Error #10504)	Explanation	Yes	
Reason:	Enrollment in the 2-digit field (11) field at this level has steadily increased over the past several years.			
Perform Edits	Current year completions (83) are outside the expected range when compared to completions reported in the prior year (49) for: Men, 2-digit field (14), award level (7). Please correct your data or explain. (Error #10504)	Explanation	Yes	
Reason:	Enrollment in the 2-digit field (14) field at this level has steadily increased over the past several years.			
Perform Edits	Current year completions (17) are outside the expected range when compared to completions reported in the prior year (54) for: Men, 2-digit field (22), award level (7). Please correct your data or explain. (Error #10503)	Explanation	Yes	
Reason:	There was a substantial decline in enrollment for the 2-digit field (22) at the masters level for males. A particular track declined from 31 enrollments to zero.			
Perform Edits	Current year completions (11) are outside the expected range when compared to completions reported in the prior year (30) for: Women, 2-digit field (51), award level (6). Please correct your data or explain. (Error #10505)	Explanation	Yes	
Reason:	Enrollment in the 2-digit field (51) field at this level has experienced a decrease over the past several years.			