

**Institution: Indiana University-Purdue University-Indianapolis
(151111)**

**User ID:
88G2401**

Completions Overview

Welcome to the IPEDS Completions survey component. The Completions component is one of several IPEDS components that is conducted during the Fall data collection period. It collects the number of degrees and certificates awarded by field of study, level of award, race/ethnicity, and gender. The reporting period for the Completions component is during the 12-month time period beginning July 1 of the previous calendar year and ending June 30 of the current calendar year; therefore, for this year's Completions component, the reporting period is between July 1, 2015 and June 30, 2016. The Completions component is also collecting the number of students (e.g., completers) who earned awards between July 1, 2015 and June 30, 2016.

Completions Common Errors

Some common completions component errors include the following:

- Including award levels on your current year Completions that were not reported on your previous year's (PY) Institutional Characteristics (IC). [Award levels in the PY IC component cannot be changed; therefore, contact the IPEDS Help Desk at 1-877-225-2568 if you need assistance.]
- Forgetting to select CIP codes for new programs of study that are offered by the institution, but do not have completions for the reporting period.
- Forgetting to enter in zero in at least one of the cells for CIP codes that do not have completions.

Recent Changes

- The following question on **distance education** has been added to the bottom of each individual "CIP Data" screen:
"Is this program offered as a distance education program?"
- The following two screens, which collect data specifically on students were added to this component, beginning in the 2013-14 survey year:
 - **"All Completers"** - Collects the number of students who earned an award between July 1, 2015 and June 30, 2016 by gender and race/ethnicity. (The intent of this screen is to collect an **unduplicated count** of total numbers of completers.)
 - **"Completers by Level"** - Collects the number of students who earned an award between July 1, 2015 and June 30, 2016 by award level and 1) by gender; 2) by race/ethnicity; and 3) by age.
- The definition for Post-baccalaureate Certificate has changed slightly for the 2016-17 collection. The new definition is as follows: **An award that requires completion of an organized program of study beyond the bachelor's. It is designed for persons who have completed a baccalaureate degree, but does not meet the requirements of a master's degree.**

NOTE: Even though Teacher Preparation certificate programs may require a bachelor's degree for admission, they are considered sub-baccalaureate undergraduate programs, and students in these programs are undergraduate students.

General Information

CIP Codes:

The [CIP 2010 Website](#) includes a list of new CIP codes, a list of deleted CIP codes, a list of moved CIP Codes, and an online crosswalk of the 2000 CIP and 2010 CIP.

The Resources Page of the CIP 2010 website contains many valuable resources including:

- CIP 2010 Manual and copies of previous editions of the CIP Manual
- Crosswalk between the 2000 CIP codes and the 2010 CIP codes in Excel format

Keep in mind that some information provided by institutions on the Completions component appear in the [College Navigator](#), which is a major tool used by consumers searching for information about postsecondary education. It is therefore vitally important that you include accurate information about your institution.

Survey materials can be downloaded using the following link: [Survey Materials](#).

The prior year revision system can be accessed using the following link: [Prior Year Revision System](#)

Completions CIP Data

CIPCODE	Award Level	Major	Gender	Non Resident Alien	Hispanic / Latino	American Indian or Alaska Native	Asian	Black or African American	Native Hawaiian or Other Pacific Islander	White	Two or more Races	Race/ ethnicity unknown	Total	distance education program
03.0104 Environmental Science	5 - Bachelor's degree	1	Men	0	0	0	0	0	0	7	1	0	8	
			Women	0	0	0	0	0	0	4	0	0	4	
			Total	0	0	0	0	0	0	11	1	0	12	No
03.0104 Environmental Science	17 - Doctor's degree - research / scholarship	1	Men	1	0	0	0	0	0	0	0	0	1	
			Women	1	0	0	0	0	0	0	0	0	1	
			Total	2	0	0	0	0	0	0	0	0	2	No
05.0107 Latin American Studies	2 - Awards of at least 1 but less than 2 academic years	1	Men	0	0	0	0	0	0	1	0	0	1	
			Women	0	0	0	0	0	0	1	1	0	2	
			Total	0	0	0	0	0	0	2	1	0	3	No
05.0123 Chinese Studies	1 - Awards of less than 1 academic year	1	Men	0	0	0	0	0	0	2	0	0	2	
			Women	0	0	0	0	0	0	0	0	0	0	
			Total	0	0	0	0	0	0	2	0	0	2	No
05.0201 African-American/Black Studies	5 - Bachelor's degree	1	Men	0	0	0	0	1	0	0	0	0	1	
			Women	0	0	0	0	1	0	0	0	0	1	
			Total	0	0	0	0	2	0	0	0	0	2	No
09.0101 Speech Communication and Rhetoric	5 - Bachelor's degree	1	Men	0	0	0	2	1	0	13	1	0	17	
			Women	1	4	0	0	8	0	45	2	0	60	
			Total	1	4	0	2	9	0	58	3	0	77	No
09.0101 Speech Communication and Rhetoric	7 - Master's degree	1	Men	0	0	0	1	1	0	0	0	0	2	
			Women	4	0	0	0	0	0	7	0	0	11	
			Total	4	0	0	1	1	0	7	0	0	13	No
09.0101 Speech Communication and Rhetoric	5 - Bachelor's degree	2	Men	0	0	0	0	0	0	1	0	0	1	
			Women	0	0	0	0	1	0	0	0	0	1	
			Total	0	0	0	0	1	0	1	0	0	2	No
09.0401 Journalism	1 - Awards of less than 1 academic year	1	Men	0	0	0	0	0	0	0	0	0	0	
			Women	0	0	0	0	1	0	0	0	0	1	
			Total	0	0	0	0	1	0	0	0	0	1	No
09.0401 Journalism	5 - Bachelor's degree	1	Men	0	1	0	0	1	0	14	1	0	17	
			Women	0	3	0	0	8	0	33	1	0	45	
			Total	0	4	0	0	9	0	47	2	0	62	No
09.0702 Digital Communication and Media/Multimedia	5 - Bachelor's degree	1	Men	0	1	0	0	1	0	36	1	0	39	
			Women	2	1	0	0	4	0	15	0	0	22	
			Total	2	2	0	0	5	0	51	1	0	61	No
09.0702 Digital Communication and Media/Multimedia	7 - Master's degree	1	Men	0	1	0	2	0	0	5	0	0	8	
			Women	2	0	0	0	0	0	4	0	0	6	
			Total	2	1	0	2	0	0	9	0	0	14	No
09.0900 Public Relations, Advertising, and Applied Communication	1 - Awards of less than 1 academic year	1	Men	0	0	0	0	1	0	0	0	0	1	
			Women	0	0	0	0	0	0	4	0	0	4	
			Total	0	0	0	0	1	0	4	0	0	5	No
09.0902 Public Relations/Image Management	7 - Master's degree	1	Men	0	0	0	0	1	0	4	0	0	5	
			Women	1	1	0	0	2	0	2	0	0	6	
			Total	1	1	0	0	3	0	6	0	0	11	No
09.0906		1	Men	0	0	0	0	0	0	6	1	0	7	

CIPCODE	Award Level	Major	Gender	Non Resident Alien	Hispanic / Latino	American Indian or Alaska Native	Asian	Black or African American	Native Hawaiian or Other Pacific Islander	White	Two or more Races	Race/ ethnicity unknown	Total	distance education program
Sports Communication	7 - Master's degree		Women	0	0	0	0	0	0	2	0	0	2	
			Total	0	0	0	0	0	0	8	1	0	9	No
09.0908 Technical and Scientific Communication	1 - Awards of less than 1 academic year	1	Men	0	0	0	0	0	0	1	0	0	1	
			Women	0	1	0	0	0	0	3	0	0	4	
			Total	0	1	0	0	0	0	4	0	0	5	No
09.0908 Technical and Scientific Communication	5 - Bachelor's degree	1	Men	0	0	0	0	0	0	0	0	0	0	
			Women	0	0	0	0	0	0	2	0	0	2	
			Total	0	0	0	0	0	0	2	0	0	2	No
11.0101 Computer and Information Sciences, General	7 - Master's degree	1	Men	31	0	0	0	0	0	1	0	0	32	
			Women	19	0	0	0	0	0	1	0	0	20	
			Total	50	0	0	0	0	0	2	0	0	52	No
11.0104 Informatics	1 - Awards of less than 1 academic year	1	Men	0	0	0	0	1	0	7	0	0	8	
			Women	0	0	0	1	0	0	4	0	1	6	
			Total	0	0	0	1	1	0	11	0	1	14	Yes
11.0104 Informatics	5 - Bachelor's degree	1	Men	1	3	0	0	2	0	12	0	0	18	
			Women	0	0	0	1	1	0	4	1	0	7	
			Total	1	3	0	1	3	0	16	1	0	25	No
11.0104 Informatics	17 - Doctor's degree - research / scholarship	1	Men	3	0	0	0	0	0	0	0	0	3	
			Women	3	0	0	0	1	0	0	0	0	4	
			Total	6	0	0	0	1	0	0	0	0	7	No
11.0701 Computer Science	5 - Bachelor's degree	1	Men	4	1	0	6	1	0	28	1	1	42	
			Women	1	0	0	0	0	0	7	1	1	10	
			Total	5	1	0	6	1	0	35	2	2	52	No
11.1003 Computer and Information Systems Security/Information Assurance	2 - Awards of at least 1 but less than 2 academic years	1	Men	0	0	0	0	0	0	0	0	0	0	
			Women	0	0	0	0	0	0	0	0	0	0	
			Total	0	0	0	0	0	0	0	0	0	0	Yes
11.9999 Computer and Information Sciences and Support Services, Other	1 - Awards of less than 1 academic year	1	Men	0	0	0	0	0	0	2	0	0	2	
			Women	0	0	0	0	0	0	1	0	1	2	
			Total	0	0	0	0	0	0	3	0	1	4	No
11.9999 Computer and Information Sciences and Support Services, Other	5 - Bachelor's degree	1	Men	2	4	0	6	7	0	44	0	0	63	
			Women	0	2	0	0	3	0	3	2	0	10	
			Total	2	6	0	6	10	0	47	2	0	73	No
12.0504 Restaurant, Culinary, and Catering Management/Manager	1 - Awards of less than 1 academic year	1	Men	0	0	0	0	0	0	1	0	0	1	
			Women	0	1	0	0	0	0	3	0	0	4	
			Total	0	1	0	0	0	0	4	0	0	5	No
13.0401 Educational Leadership and Administration, General	7 - Master's degree	1	Men	0	0	0	0	0	0	3	0	0	3	
			Women	0	0	0	0	2	0	9	1	0	12	
			Total	0	0	0	0	2	0	12	1	0	15	No
13.0410 Urban Education and Leadership	17 - Doctor's degree - research / scholarship	1	Men	0	0	0	0	2	0	0	0	0	2	
			Women	0	0	0	0	0	0	0	0	0	0	
			Total	0	0	0	0	2	0	0	0	0	2	No
13.1001 Special Education and Teaching, General	7 - Master's degree	1	Men	0	0	0	0	0	0	0	0	0	0	
			Women	0	2	0	0	0	0	2	0	0	4	
			Total	0	2	0	0	0	0	2	0	0	4	No

CIPCODE	Award Level	Major	Gender	Non Resident Alien	Hispanic / Latino	American Indian or Alaska Native	Asian	Black or African American	Native Hawaiian or Other Pacific Islander	White	Two or more Races	Race/ ethnicity unknown	Total	distance education program	
13.1101 Counselor Education/School Counseling and Guidance Services	7 - Master's degree	1	Men	0	0	0	0	5	0	1	0	0	6		
			Women	1	3	0	0	8	0	21	0	1	34		
			Total	1	3	0	0	13	0	22	0	1	40	No	
13.1202 Elementary Education and Teaching	5 - Bachelor's degree	1	Men	0	0	0	0	2	0	18	1	1	22		
			Women	0	1	0	3	4	0	99	2	0	109		
			Total	0	1	0	3	6	0	117	3	1	131	No	
13.1202 Elementary Education and Teaching	7 - Master's degree	1	Men	0	0	0	0	0	0	0	0	0	0		
			Women	0	0	0	0	0	0	1	0	0	1		
			Total	0	0	0	0	0	0	1	0	0	1	No	
13.1205 Secondary Education and Teaching	7 - Master's degree	1	Men	0	0	0	0	0	0	4	0	0	4		
			Women	1	0	0	1	0	0	2	1	0	5		
			Total	1	0	0	1	0	0	6	1	0	9	No	
13.1302 Art Teacher Education	5 - Bachelor's degree	1	Men	0	0	0	0	0	0	1	0	0	1		
			Women	0	0	0	0	0	0	11	0	0	11		
			Total	0	0	0	0	0	0	12	0	0	12	No	
13.1302 Art Teacher Education	7 - Master's degree	1	Men	0	0	0	0	0	0	0	0	0	0		
			Women	0	0	0	0	0	0	0	0	0	0		
			Total	0	0	0	0	0	0	0	0	0	0	No	
13.1305 English/Language Arts Teacher Education	5 - Bachelor's degree	1	Men	0	0	0	0	0	0	3	1	0	4		
			Women	0	0	0	0	0	0	11	0	0	11		
			Total	0	0	0	0	0	0	14	1	0	15	No	
13.1305 English/Language Arts Teacher Education	6 - Postbaccalaureate certificates	1	Men	0	0	0	0	0	0	1	0	0	1		
			Women	0	0	0	0	0	0	2	1	0	3		
			Total	0	0	0	0	0	0	3	1	0	4	No	
13.1309 Technology Teacher Education/Industrial Arts Teacher Education	7 - Master's degree	1	Men	0	0	0	0	0	0	0	0	1	1		
			Women	0	0	0	0	0	0	0	0	0	0	0	
			Total	0	0	0	0	0	0	0	0	0	1	1	No
13.1318 Social Studies Teacher Education	5 - Bachelor's degree	1	Men	0	0	0	0	0	0	6	0	0	6		
			Women	0	0	0	0	0	0	1	0	0	1		
			Total	0	0	0	0	0	0	7	0	0	7	No	
13.1330 Spanish Language Teacher Education	5 - Bachelor's degree	1	Men	0	0	0	0	0	0	0	0	0	0		
			Women	0	0	0	0	0	0	0	0	0	0	0	
			Total	0	0	0	0	0	0	0	0	0	0	0	No
13.1331 Speech Teacher Education	7 - Master's degree	1	Men	0	0	0	0	0	0	0	0	0	0		
			Women	0	0	0	0	0	0	3	0	0	3		
			Total	0	0	0	0	0	0	3	0	0	3	No	
13.1401 Teaching English as a Second or Foreign Language/ESL Language Instructor	6 - Postbaccalaureate certificates	1	Men	0	0	0	1	0	0	1	1	0	3		
			Women	0	0	0	0	0	0	2	2	0	4		
			Total	0	0	0	1	0	0	3	3	0	7	No	
14.0101 Engineering, General	5 - Bachelor's degree	1	Men	0	0	0	0	0	0	0	0	0	0		
			Women	0	0	0	0	0	0	0	0	0	0		
			Total	0	0	0	0	0	0	0	0	0	0	No	
14.0501	5 - Bachelor's degree	1	Men	4	0	0	1	0	0	11	1	0	17		
			Women	0	1	0	0	0	0	4	0	0	5		

CIPCODE	Award Level	Major	Gender	Non Resident Alien	Hispanic / Latino	American Indian or Alaska Native	Asian	Black or African American	Native Hawaiian or Other Pacific Islander	White	Two or more Races	Race/ ethnicity unknown	Total	distance education program
Bioengineering and Biomedical Engineering			Total	4	1	0	1	0	0	15	1	0	22	No
14.0501 Bioengineering and Biomedical Engineering	7 - Master's degree	1	Men	1	0	0	1	0	0	1	0	0	3	
Women			3	0	0	0	0	0	1	0	0	0	4	
Total			4	0	0	1	0	0	2	0	0	0	7	No
14.0901 Computer Engineering, General	5 - Bachelor's degree	1	Men	1	0	0	5	3	0	11	2	1	23	
Women			0	0	0	0	0	2	0	0	0	2		
Total			1	0	0	5	3	0	13	2	1	25	No	
14.0903 Computer Software Engineering	6 - Postbaccalaureate certificates	1	Men	0	0	0	0	0	0	1	0	0	1	
Women			1	0	0	0	0	0	0	0	0	0	1	
Total			1	0	0	0	0	0	1	0	0	0	2	No
14.1001 Electrical and Electronics Engineerin	5 - Bachelor's degree	1	Men	4	1	0	1	2	0	19	1	1	29	
Women			1	0	0	0	1	0	2	0	0	0	4	
Total			5	1	0	1	3	0	21	1	1	33	No	
14.1001 Electrical and Electronics Engineerin	7 - Master's degree	1	Men	33	1	0	1	0	0	5	0	0	40	
Women			14	0	0	4	0	0	0	0	0	0	18	
Total			47	1	0	5	0	0	5	0	0	0	58	No
14.1901 Mechanical Engineering	5 - Bachelor's degree	1	Men	28	0	0	3	9	0	64	2	1	107	
Women			5	0	0	0	2	0	5	1	0	0	13	
Total			33	0	0	3	11	0	69	3	1	120	No	
14.1901 Mechanical Engineering	6 - Postbaccalaureate certificates	1	Men	0	0	0	0	0	0	0	0	0	0	
Women			0	0	0	0	0	0	0	0	0	0	0	
Total			0	0	0	0	0	0	0	0	0	0	0	No
14.1901 Mechanical Engineering	7 - Master's degree	1	Men	27	2	0	0	1	0	12	0	1	43	
Women			0	0	0	1	0	0	0	0	0	0	1	
Total			27	2	0	1	1	0	12	0	1	44	No	
14.2701 Systems Engineering	6 - Postbaccalaureate certificates	1	Men	0	0	0	0	0	0	1	0	0	1	
Women			0	0	0	0	0	0	0	0	0	0	0	
Total			0	0	0	0	0	0	1	0	0	0	1	No
14.9999 Engineering, Other	1 - Awards of less than 1 academic year	1	Men	0	1	0	0	0	0	0	0	0	1	
Women			0	0	0	0	0	0	0	0	0	0	0	
Total			0	1	0	0	0	0	0	0	0	0	1	No
14.9999 Engineering, Other	5 - Bachelor's degree	1	Men	1	0	0	1	0	0	4	3	0	9	
Women			0	1	0	0	0	0	2	0	0	0	3	
Total			1	1	0	1	0	0	6	3	0	12	No	
14.9999 Engineering, Other	7 - Master's degree	1	Men	0	0	0	0	0	0	0	0	0	0	
Women			0	0	0	0	0	0	0	0	0	0	0	
Total			0	0	0	0	0	0	0	0	0	0	0	No
15.0101 Architectural Engineering Technology/Technician	5 - Bachelor's degree	1	Men	1	2	0	0	1	0	17	1	0	22	
Women			0	1	0	0	0	0	1	0	0	0	2	
Total			1	3	0	0	1	0	18	1	0	24	No	
15.0303 Electrical, Electronic and Communications Engineering Technology/Technician	3 - Associate's degree	1	Men	0	0	0	0	0	0	1	0	0	1	
Women			0	0	0	0	0	0	0	0	0	0	0	
Total			0	0	0	0	0	0	1	0	0	1	No	
15.0303		1	Men	2	5	0	0	1	0	6	0	0	14	

CIPCODE	Award Level	Major	Gender	Non Resident Alien	Hispanic / Latino	American Indian or Alaska Native	Asian	Black or African American	Native Hawaiian or Other Pacific Islander	White	Two or more Races	Race/ ethnicity unknown	Total	distance education program
Electrical, Electronic and Communications Engineering Technology/Technician	5 - Bachelor's degree		Women	0	0	0	0	0	0	0	0	0	0	
			Total	2	5	0	0	1	0	6	0	0	14	No
15.0401 Biomedical Technology/Technician	3 - Associate's degree	1	Men	0	0	0	1	0	0	4	0	0	5	
			Women	0	0	0	1	2	0	2	0	0	5	
			Total	0	0	0	2	2	0	6	0	0	10	No
15.0401 Biomedical Technology/Technician	5 - Bachelor's degree	1	Men	0	0	0	0	2	0	4	0	0	6	
			Women	0	0	0	1	0	0	1	0	0	2	
			Total	0	0	0	1	2	0	5	0	0	8	No
15.0899 Mechanical Engineering Related Technologies/Technicians, Other	5 - Bachelor's degree	1	Men	5	3	0	2	1	0	36	0	2	49	
			Women	0	0	0	0	0	0	0	0	1	1	
			Total	5	3	0	2	1	0	36	0	3	50	No
15.1201 Computer Engineering Technology/Technician	5 - Bachelor's degree	1	Men	0	0	0	0	1	0	4	0	0	5	
			Women	0	0	0	0	2	0	0	0	0	2	
			Total	0	0	0	0	3	0	4	0	0	7	No
15.1303 Architectural Drafting and Architectural CAD/CADD	3 - Associate's degree	1	Men	0	1	0	0	1	0	1	0	0	3	
			Women	0	1	0	0	0	0	0	0	0	1	
			Total	0	2	0	0	1	0	1	0	0	4	No
15.1306 Mechanical Drafting and Mechanical Drafting CAD/CADD	5 - Bachelor's degree	1	Men	0	1	0	0	1	0	13	1	0	16	
			Women	0	0	0	0	0	0	3	0	0	3	
			Total	0	1	0	0	1	0	16	1	0	19	No
15.1501 Engineering/Industrial Management	1 - Awards of less than 1 academic year	1	Men	4	1	0	0	1	0	9	1	0	16	
			Women	0	0	0	0	0	0	2	0	0	2	
			Total	4	1	0	0	1	0	11	1	0	18	No
15.1501 Engineering/Industrial Management	7 - Master's degree	1	Men	7	0	0	0	1	0	14	0	0	22	
			Women	2	0	0	3	0	0	1	0	0	6	
			Total	9	0	0	3	1	0	15	0	0	28	Yes
16.0103 Language Interpretation and Translation	1 - Awards of less than 1 academic year	1	Men	0	0	0	0	0	0	0	0	0	0	
			Women	0	0	0	0	0	0	2	0	0	2	
			Total	0	0	0	0	0	0	2	0	0	2	No
16.0501 German Language and Literature	5 - Bachelor's degree	1	Men	0	0	0	0	0	0	0	0	0	0	
			Women	0	0	0	0	1	0	3	0	0	4	
			Total	0	0	0	0	1	0	3	0	0	4	No
16.0901 French Language and Literature	5 - Bachelor's degree	1	Men	0	0	0	0	2	0	1	0	0	3	
			Women	0	0	0	0	0	0	1	0	0	1	
			Total	0	0	0	0	2	0	2	0	0	4	No
16.0905 Spanish Language and Literature	5 - Bachelor's degree	1	Men	0	3	0	0	0	0	1	0	0	4	
			Women	0	2	0	0	2	0	9	1	0	14	
			Total	0	5	0	0	2	0	10	1	0	18	No
16.0905 Spanish Language and Literature	7 - Master's degree	1	Men	0	1	0	0	0	0	0	0	0	1	
			Women	0	1	0	0	0	0	2	0	0	3	
			Total	0	2	0	0	0	0	2	0	0	4	No
16.1601 American Sign Language (ASL)	2 - Awards of at least 1 but less than 2 academic years	1	Men	0	0	0	0	0	0	0	0	0	0	
			Women	0	0	0	0	0	0	1	0	0	1	
			Total	0	0	0	0	0	0	1	0	0	1	No

CIPCODE	Award Level	Major	Gender	Non Resident Alien	Hispanic / Latino	American Indian or Alaska Native	Asian	Black or African American	Native Hawaiian or Other Pacific Islander	White	Two or more Races	Race/ ethnicity unknown	Total	distance education program
16.1603 Sign Language Interpretation and Translation	5 - Bachelor's degree	1	Men	0	0	0	0	1	0	1	0	0	2	
			Women	0	0	0	0	0	0	6	0	1	7	
			Total	0	0	0	0	1	0	7	0	1	9	No
19.0707 Family and Community Services	1 - Awards of less than 1 academic year	1	Men	0	0	0	0	0	0	0	0	0	0	
			Women	0	0	0	0	1	0	3	0	0	4	
			Total	0	0	0	0	1	0	3	0	0	4	No
22.0101 Law	18 - Doctor's degree - professional practice	1	Men	0	5	0	4	7	0	107	4	2	129	
			Women	3	4	0	1	7	0	78	5	1	99	
			Total	3	9	0	5	14	0	185	9	3	228	No
22.0201 Advanced Legal Research/Studies, General	6 - Postbaccalaureate certificates	1	Men	0	1	0	0	0	0	0	0	0	1	
			Women	0	0	0	0	0	0	1	0	0	1	
			Total	0	1	0	0	0	0	1	0	0	2	No
22.0201 Advanced Legal Research/Studies, General	7 - Master's degree	1	Men	0	0	0	0	0	0	0	0	0	0	
			Women	1	0	0	0	0	0	0	0	0	1	
			Total	1	0	0	0	0	0	0	0	0	1	No
22.0201 Advanced Legal Research/Studies, General	17 - Doctor's degree - research / scholarship	1	Men	5	0	0	0	0	0	1	0	0	6	
			Women	1	0	0	0	0	0	0	0	0	1	
			Total	6	0	0	0	0	0	1	0	0	7	No
22.0205 Banking, Corporate, Finance, and Securities Law	6 - Postbaccalaureate certificates	1	Men	0	0	0	0	0	0	1	0	0	1	
			Women	0	0	0	0	0	0	0	0	0	0	
			Total	0	0	0	0	0	0	1	0	0	1	No
22.0206 Comparative Law	6 - Postbaccalaureate certificates	1	Men	0	0	0	0	0	0	3	0	0	3	
			Women	0	0	0	0	0	0	1	0	0	1	
			Total	0	0	0	0	0	0	4	0	0	4	No
22.0207 Energy, Environment, and Natural Resources Law	6 - Postbaccalaureate certificates	1	Men	0	0	0	0	0	0	4	0	0	4	
			Women	0	0	0	0	0	0	2	1	0	3	
			Total	0	0	0	0	0	0	6	1	0	7	No
22.0208 Health Law	6 - Postbaccalaureate certificates	1	Men	0	0	0	0	0	0	2	2	0	4	
			Women	0	0	0	0	0	0	6	1	0	7	
			Total	0	0	0	0	0	0	8	3	0	11	No
22.0212 Intellectual Property Law	6 - Postbaccalaureate certificates	1	Men	0	0	0	0	0	0	0	0	0	0	
			Women	0	0	0	0	0	0	0	0	0	0	
			Total	0	0	0	0	0	0	0	0	0	0	No
22.0299 Legal Research and Advanced Professional Studies, Other	6 - Postbaccalaureate certificates	1	Men	0	1	0	0	0	0	2	0	0	3	
			Women	0	0	0	0	0	0	6	0	0	6	
			Total	0	1	0	0	0	0	8	0	0	9	No
22.0299 Legal Research and Advanced Professional Studies, Other	7 - Master's degree	1	Men	8	0	0	1	1	0	0	0	0	10	
			Women	10	0	0	0	0	0	1	0	0	11	
			Total	18	0	0	1	1	0	1	0	0	21	No
22.0302 Legal Assistant/Paralegal	1 - Awards of less than 1 academic year	1	Men	0	0	0	0	0	0	5	0	0	5	
			Women	0	1	0	0	1	0	14	0	0	16	
			Total	0	1	0	0	1	0	19	0	0	21	No
22.9999 Legal Professions and Studies, Other	6 - Postbaccalaureate certificates	1	Men	0	0	0	0	0	0	1	0	0	1	
			Women	0	0	0	0	0	0	3	0	0	3	
			Total	0	0	0	0	0	0	4	0	0	4	No

CIPCODE	Award Level	Major	Gender	Non Resident Alien	Hispanic / Latino	American Indian or Alaska Native	Asian	Black or African American	Native Hawaiian or Other Pacific Islander	White	Two or more Races	Race/ ethnicity unknown	Total	distance education program
23.0101 English Language and Literature, General	5 - Bachelor's degree	1	Men	0	0	0	0	1	0	18	1	1	21	
			Women	0	0	0	0	0	0	24	1	0	25	
			Total	0	0	0	0	1	0	42	2	1	46	No
23.0101 English Language and Literature, General	7 - Master's degree	1	Men	0	0	0	1	0	0	5	1	0	7	
			Women	0	0	0	0	0	0	9	3	0	12	
			Total	0	0	0	1	0	0	14	4	0	19	No
23.0101 English Language and Literature, General	5 - Bachelor's degree	2	Men	0	0	0	0	0	0	0	0	0	0	
			Women	0	0	0	0	0	0	1	0	0	1	
			Total	0	0	0	0	0	0	1	0	0	1	No
23.1301 Writing, General	6 - Postbaccalaureate certificates	1	Men	0	0	0	0	0	0	3	0	0	3	
			Women	0	0	0	0	0	0	4	0	0	4	
			Total	0	0	0	0	0	0	7	0	0	7	No
23.1304 Rhetoric and Composition	6 - Postbaccalaureate certificates	1	Men	0	0	0	1	0	0	1	0	0	2	
			Women	0	0	0	0	0	0	7	3	0	10	
			Total	0	0	0	1	0	0	8	3	0	12	No
24.0102 General Studies	2 - Awards of at least 1 but less than 2 academic years	1	Men	0	0	0	0	2	0	2	0	0	4	
			Women	0	1	0	0	0	0	8	0	0	9	
			Total	0	1	0	0	2	0	10	0	0	13	Yes
24.0102 General Studies	5 - Bachelor's degree	1	Men	0	0	1	0	0	0	1	0	0	2	
			Women	0	0	0	0	0	0	1	0	0	1	
			Total	0	0	1	0	0	0	2	0	0	3	No
24.0102 General Studies	6 - Postbaccalaureate certificates	1	Men	0	0	0	0	0	0	0	0	0	0	
			Women	0	0	0	0	0	0	1	0	0	1	
			Total	0	0	0	0	0	0	1	0	0	1	Yes
24.0102 General Studies	5 - Bachelor's degree	2	Men	0	0	0	0	0	0	0	0	0	0	
			Women	1	0	0	0	0	0	2	0	0	3	
			Total	1	0	0	0	0	0	2	0	0	3	No
24.0199 Liberal Arts and Sciences, General Studies and Humanities, Other	3 - Associate's degree	1	Men	0	0	0	0	0	0	2	0	0	2	
			Women	0	0	0	0	0	0	2	0	0	2	
			Total	0	0	0	0	0	0	4	0	0	4	No
24.0199 Liberal Arts and Sciences, General Studies and Humanities, Other	5 - Bachelor's degree	1	Men	0	2	0	2	17	0	67	4	1	93	
			Women	1	15	1	3	45	0	130	9	4	208	
			Total	1	17	1	5	62	0	197	13	5	301	Yes
25.0101 Library and Information Science	7 - Master's degree	1	Men	0	2	0	0	0	0	9	0	0	11	
			Women	0	0	0	0	1	0	45	1	0	47	
			Total	0	2	0	0	1	0	54	1	0	58	Yes
25.0101 Library and Information Science	8 - Post-Master's certificates	1	Men	0	0	0	0	0	0	0	0	0	0	
			Women	0	0	0	0	0	0	0	0	0	0	
			Total	0	0	0	0	0	0	0	0	0	0	No
26.0101 Biology/Biological Sciences, General	5 - Bachelor's degree	1	Men	4	3	0	8	2	0	26	1	0	44	
			Women	2	2	0	9	1	0	47	7	0	68	
			Total	6	5	0	17	3	0	73	8	0	112	No
26.0101	7 - Master's degree	1	Men	0	0	0	1	0	0	20	1	0	22	
			Women	1	1	0	5	0	0	7	2	0	16	

CIPCODE	Award Level	Major	Gender	Non Resident Alien	Hispanic / Latino	American Indian or Alaska Native	Asian	Black or African American	Native Hawaiian or Other Pacific Islander	White	Two or more Races	Race/ ethnicity unknown	Total	distance education program
Biology/Biological Sciences, General			Total	1	1	0	6	0	0	27	3	0	38	No
26.0202 Biochemistry	7 - Master's degree	1	Men	0	0	0	0	0	0	1	0	0	1	
			Women	1	0	0	0	0	0	1	0	0	2	
			Total	1	0	0	0	0	0	2	0	0	3	No
26.0202 Biochemistry	17 - Doctor's degree - research / scholarship	1	Men	1	0	0	0	0	0	1	0	0	2	
			Women	4	0	0	0	0	0	1	0	0	5	
			Total	5	0	0	0	0	0	2	0	0	7	No
26.0203 Biophysics	17 - Doctor's degree - research / scholarship	1	Men	0	0	0	0	0	0	0	0	0	0	
			Women	0	0	0	0	0	0	0	0	0	0	
			Total	0	0	0	0	0	0	0	0	0	0	No
26.0407 Cell Biology and Anatomy	7 - Master's degree	1	Men	0	0	0	0	0	0	1	0	0	1	
			Women	0	0	0	0	0	0	0	0	0	0	
			Total	0	0	0	0	0	0	1	0	0	1	No
26.0407 Cell Biology and Anatomy	17 - Doctor's degree - research / scholarship	1	Men	1	0	0	0	1	0	0	0	0	2	
			Women	0	0	0	0	0	0	1	0	0	1	
			Total	1	0	0	0	1	0	1	0	0	3	No
26.0508 Microbiology and Immunology	7 - Master's degree	1	Men	0	0	0	0	0	0	0	0	0	0	
			Women	0	0	0	0	0	0	0	0	0	0	
			Total	0	0	0	0	0	0	0	0	0	0	No
26.0508 Microbiology and Immunology	17 - Doctor's degree - research / scholarship	1	Men	2	0	0	0	0	0	0	0	0	2	
			Women	2	0	0	1	1	0	1	1	0	6	
			Total	4	0	0	1	1	0	1	1	0	8	No
26.0806 Human/Medical Genetics	7 - Master's degree	1	Men	0	0	0	0	0	0	1	0	0	1	
			Women	2	0	0	0	0	0	7	0	0	9	
			Total	2	0	0	0	0	0	8	0	0	10	No
26.0806 Human/Medical Genetics	17 - Doctor's degree - research / scholarship	1	Men	0	0	0	0	0	0	0	0	0	0	
			Women	3	0	0	0	1	0	2	0	0	6	
			Total	3	0	0	0	1	0	2	0	0	6	No
26.0903 Cell Physiology	7 - Master's degree	1	Men	0	0	0	0	0	0	11	0	0	11	
			Women	0	1	0	6	2	0	8	0	1	18	
			Total	0	1	0	6	2	0	19	0	1	29	No
26.0903 Cell Physiology	17 - Doctor's degree - research / scholarship	1	Men	0	0	0	0	0	0	1	0	0	1	
			Women	0	0	0	1	0	0	1	0	0	2	
			Total	0	0	0	1	0	0	2	0	0	3	No
26.0910 Pathology/Experimental Pathology	7 - Master's degree	1	Men	0	0	0	0	0	0	1	0	0	1	
			Women	0	0	0	0	0	0	2	0	1	3	
			Total	0	0	0	0	0	0	3	0	1	4	No
26.0910 Pathology/Experimental Pathology	17 - Doctor's degree - research / scholarship	1	Men	1	0	0	0	0	0	0	0	0	1	
			Women	0	0	0	0	0	0	0	0	0	0	
			Total	1	0	0	0	0	0	0	0	0	1	No
26.1001 Pharmacology	7 - Master's degree	1	Men	0	0	0	0	0	0	0	0	0	0	
			Women	0	0	0	0	0	0	2	0	0	2	
			Total	0	0	0	0	0	0	2	0	0	2	No
26.1001 Pharmacology		1	Men	0	0	0	0	0	0	0	0	0	0	
			Women	1	1	0	0	0	0	1	0	0	3	

CIPCODE	Award Level	Major	Gender	Non Resident Alien	Hispanic / Latino	American Indian or Alaska Native	Asian	Black or African American	Native Hawaiian or Other Pacific Islander	White	Two or more Races	Race/ ethnicity unknown	Total	distance education program
Multi-/Interdisciplinary Studies, General	5 - Bachelor's degree		Women	0	0	0	0	0	0	0	0	0	0	
			Total	0	0	0	0	0	0	0	0	0	0	No
30.0101 Biological and Physical Sciences	5 - Bachelor's degree	1	Men	0	0	0	0	0	0	0	0	0	0	
			Women	0	0	0	0	0	0	1	0	0	1	
30.1101 Gerontology	1 - Awards of less than 1 academic year	1	Total	0	0	0	0	0	0	1	0	0	1	
			Men	0	0	0	0	0	0	1	6	1	0	9
30.1401 Museology/Museum Studies	1 - Awards of less than 1 academic year	1	Women	0	1	0	0	1	0	7	1	0	10	Yes
			Total	0	1	0	0	1	0	7	1	0	10	
30.1401 Museology/Museum Studies	6 - Postbaccalaureate certificates	1	Men	0	0	0	0	0	0	0	0	0	0	
			Women	0	0	0	0	0	0	3	0	0	3	
30.1401 Museology/Museum Studies	7 - Master's degree	1	Total	0	0	0	0	0	0	3	0	0	3	No
			Men	0	0	0	0	0	0	1	0	0	1	
30.1401 Museology/Museum Studies	7 - Master's degree	1	Women	0	0	0	0	1	0	0	0	0	1	
			Total	0	0	0	0	1	0	1	0	0	2	No
30.2701 Human Biology	5 - Bachelor's degree	1	Men	0	0	0	0	0	0	0	0	0	0	
			Women	0	0	0	0	0	0	14	0	0	14	
30.2701 Human Biology	6 - Postbaccalaureate certificates	1	Total	0	0	0	0	0	0	14	0	0	14	No
			Men	0	1	0	0	0	0	2	0	0	3	
30.2701 Human Biology	5 - Bachelor's degree	1	Women	0	4	0	0	1	0	7	0	0	12	
			Total	0	5	0	0	1	0	9	0	0	15	No
30.2701 Human Biology	6 - Postbaccalaureate certificates	1	Men	0	0	0	0	0	0	0	0	0	0	
			Women	0	0	0	1	0	0	1	0	0	2	
30.2701 Human Biology	5 - Bachelor's degree	2	Total	0	0	0	1	0	0	1	0	0	2	No
			Men	0	0	0	0	0	0	0	0	1	0	1
30.3101 Human Computer Interaction	1 - Awards of less than 1 academic year	1	Women	0	0	0	0	0	0	1	0	0	1	
			Total	0	0	0	0	0	0	1	1	0	2	No
30.3101 Human Computer Interaction	6 - Postbaccalaureate certificates	1	Men	0	1	0	0	0	2	0	0	0	3	
			Women	0	1	0	1	0	0	2	0	0	4	
30.3101 Human Computer Interaction	7 - Master's degree	1	Total	0	2	0	1	0	4	0	0	7	Yes	
			Men	0	0	0	0	1	0	1	0	0	2	
30.3101 Human Computer Interaction	7 - Master's degree	1	Women	0	0	0	0	0	3	0	0	0	3	
			Total	0	0	0	0	1	0	4	0	0	5	No
30.3101 Human Computer Interaction	7 - Master's degree	1	Men	5	1	0	0	1	0	3	0	0	10	
			Women	7	0	0	2	0	7	0	0	16		
30.9999 Multi-/Interdisciplinary Studies, Other	5 - Bachelor's degree	1	Total	12	1	0	2	1	0	10	0	0	26	No
			Men	0	0	0	0	0	0	4	0	0	4	
30.9999 Multi-/Interdisciplinary Studies, Other	6 - Postbaccalaureate certificates	1	Women	1	0	0	0	0	0	4	0	0	5	
			Total	1	0	0	0	0	0	8	0	0	9	No
30.9999 Multi-/Interdisciplinary Studies, Other	7 - Master's degree	1	Men	0	1	0	0	0	4	0	0	0	5	
			Women	0	0	0	0	0	9	0	0	9		
30.9999 Multi-/Interdisciplinary Studies, Other	7 - Master's degree	1	Total	0	1	0	0	0	13	0	0	14	No	
			Men	0	1	0	0	2	0	4	0	0	7	
30.9999		1	Women	1	1	0	1	2	0	13	0	0	18	
			Total	1	2	0	1	4	0	17	0	0	25	No
30.9999		1	Men	0	0	0	0	0	0	1	0	0	1	
			Women	0	0	0	1	0	0	2	0	0	3	

CIPCODE	Award Level	Major	Gender	Non Resident Alien	Hispanic / Latino	American Indian or Alaska Native	Asian	Black or African American	Native Hawaiian or Other Pacific Islander	White	Two or more Races	Race/ ethnicity unknown	Total	distance education program
	17 - Doctor's degree - research / scholarship		Total	0	0	0	0	0	0	0	0	0	0	No
44.0701 Social Work	1 - Awards of less than 1 academic year	1	Men	0	0	0	0	0	0	0	0	0	0	
			Women	0	0	0	0	2	0	0	0	0	2	
			Total	0	0	0	0	2	0	0	0	0	2	No
44.0701 Social Work	5 - Bachelor's degree	1	Men	1	2	0	0	4	0	21	0	0	28	
			Women	1	9	1	2	28	0	72	5	0	118	
			Total	2	11	1	2	32	0	93	5	0	146	No
44.0701 Social Work	7 - Master's degree	1	Men	0	0	0	1	3	0	30	1	0	35	
			Women	1	7	0	3	28	0	192	5	3	239	
			Total	1	7	0	4	31	0	222	6	3	274	Yes
44.0701 Social Work	17 - Doctor's degree - research / scholarship	1	Men	1	0	0	0	0	0	1	0	0	2	
			Women	0	0	0	0	1	0	4	0	0	5	
			Total	1	0	0	0	1	0	5	0	0	7	No
45.0201 Anthropology	5 - Bachelor's degree	1	Men	0	0	0	0	1	0	7	0	0	8	
			Women	0	0	0	0	1	0	15	0	0	16	
			Total	0	0	0	0	2	0	22	0	0	24	No
45.0201 Anthropology	7 - Master's degree	1	Men	0	0	0	0	0	0	0	0	0	0	
			Women	0	0	0	0	0	0	0	0	0	0	
			Total	0	0	0	0	0	0	0	0	0	0	No
45.0201 Anthropology	5 - Bachelor's degree	2	Men	0	0	0	0	0	0	0	0	0	0	
			Women	0	0	0	0	0	0	1	0	0	1	
			Total	0	0	0	0	0	0	1	0	0	1	No
45.0601 Economics, General	5 - Bachelor's degree	1	Men	1	0	0	1	1	0	12	2	0	17	
			Women	1	0	0	0	1	0	4	0	0	6	
			Total	2	0	0	1	2	0	16	2	0	23	No
45.0601 Economics, General	7 - Master's degree	1	Men	0	0	0	0	0	0	3	0	0	3	
			Women	2	0	0	0	0	0	0	0	0	2	
			Total	2	0	0	0	0	0	3	0	0	5	No
45.0601 Economics, General	17 - Doctor's degree - research / scholarship	1	Men	1	0	0	0	0	0	0	0	0	1	
			Women	0	0	0	0	0	0	0	0	0	0	
			Total	1	0	0	0	0	0	0	0	0	1	No
45.0601 Economics, General	5 - Bachelor's degree	2	Men	0	0	0	0	1	0	2	0	0	3	
			Women	0	0	0	0	0	0	0	0	0	0	
			Total	0	0	0	0	1	0	2	0	0	3	No
45.0701 Geography	5 - Bachelor's degree	1	Men	0	0	0	0	0	0	6	0	0	6	
			Women	0	1	0	0	0	0	1	0	0	2	
			Total	0	1	0	0	0	0	7	0	0	8	No
45.0702 Geographic Information Science and Cartography	2 - Awards of at least 1 but less than 2 academic years	1	Men	0	0	0	0	0	0	3	0	0	3	
			Women	0	0	0	0	0	0	1	0	0	1	
			Total	0	0	0	0	0	0	4	0	0	4	No
45.0702 Geographic Information Science and Cartography	6 - Postbaccalaureate certificates	1	Men	0	0	0	0	0	0	3	0	0	3	
			Women	1	1	0	0	0	0	1	0	0	3	
			Total	1	1	0	0	0	0	4	0	0	6	No

CIPCODE	Award Level	Major	Gender	Non Resident Alien	Hispanic / Latino	American Indian or Alaska Native	Asian	Black or African American	Native Hawaiian or Other Pacific Islander	White	Two or more Races	Race/ ethnicity unknown	Total	distance education program
45.0702 Geographic Information Science and Cartography	7 - Master's degree	1	Men	0	0	0	0	0	0	1	0	0	1	
			Women	0	0	0	0	0	0	2	0	0	2	
			Total	0	0	0	0	0	0	3	0	0	3	No
45.0901 International Relations and Affairs	5 - Bachelor's degree	1	Men	2	1	0	0	0	0	3	0	1	7	
			Women	0	1	0	0	0	0	3	1	0	5	
			Total	2	2	0	0	0	0	6	1	1	12	No
45.0901 International Relations and Affairs	5 - Bachelor's degree	2	Men	0	0	0	0	0	0	1	0	0	1	
			Women	0	0	0	0	0	0	0	0	0	0	
			Total	0	0	0	0	0	0	1	0	0	1	No
45.1001 Political Science and Government, General	5 - Bachelor's degree	1	Men	1	1	0	1	2	1	17	0	0	23	
			Women	1	0	0	0	2	0	9	2	0	14	
			Total	2	1	0	1	4	1	26	2	0	37	No
45.1001 Political Science and Government, General	7 - Master's degree	1	Men	0	0	0	0	0	0	3	0	0	3	
			Women	1	0	0	0	0	0	0	0	0	1	
			Total	1	0	0	0	0	0	3	0	0	4	No
45.1001 Political Science and Government, General	5 - Bachelor's degree	2	Men	0	0	0	0	0	0	1	0	0	1	
			Women	0	0	0	0	0	0	0	0	0	0	
			Total	0	0	0	0	0	0	1	0	0	1	No
45.1101 Sociology	5 - Bachelor's degree	1	Men	0	0	0	0	2	0	4	0	0	6	
			Women	0	1	0	0	8	0	20	2	0	31	
			Total	0	1	0	0	10	0	24	2	0	37	No
45.1101 Sociology	7 - Master's degree	1	Men	0	0	0	0	1	0	2	0	0	3	
			Women	0	0	0	0	1	0	5	0	0	6	
			Total	0	0	0	0	2	0	7	0	0	9	No
45.1101 Sociology	5 - Bachelor's degree	2	Men	0	0	0	0	0	0	2	0	0	2	
			Women	0	0	0	0	0	0	3	0	0	3	
			Total	0	0	0	0	0	0	5	0	0	5	No
46.0499 Building/Construction Finishing, Management, and Inspection, Other	1 - Awards of less than 1 academic year	1	Men	0	0	0	0	0	0	1	0	0	1	
			Women	0	0	0	0	0	0	0	0	0	0	
			Total	0	0	0	0	0	0	1	0	0	1	No
50.0101 Visual and Performing Arts, General	1 - Awards of less than 1 academic year	1	Men	0	0	0	0	0	0	0	0	0	0	
			Women	0	0	0	0	0	0	1	1	0	2	
			Total	0	0	0	0	0	0	1	1	0	2	No
50.0101 Visual and Performing Arts, General	7 - Master's degree	1	Men	2	0	0	0	1	0	3	1	0	7	
			Women	1	0	0	2	0	0	4	3	0	10	
			Total	3	0	0	2	1	0	7	4	0	17	No
50.0401 Design and Visual Communications, General	7 - Master's degree	1	Men	1	0	0	0	0	0	0	0	0	1	
			Women	0	0	0	0	0	0	0	0	0	0	
			Total	1	0	0	0	0	0	0	0	0	1	No
50.0408 Interior Design	3 - Associate's degree	1	Men	0	0	0	0	0	0	1	0	0	1	
			Women	0	0	0	0	0	0	5	0	0	5	
			Total	0	0	0	0	0	0	6	0	0	6	No
50.0408 Interior Design	5 - Bachelor's degree	1	Men	0	0	0	0	0	0	0	0	0	0	
			Women	1	1	0	1	0	0	8	0	0	11	
			Total	1	1	0	1	0	0	8	0	0	11	No

CIPCODE	Award Level	Major	Gender	Non Resident Alien	Hispanic / Latino	American Indian or Alaska Native	Asian	Black or African American	Native Hawaiian or Other Pacific Islander	White	Two or more Races	Race/ ethnicity unknown	Total	distance education program
50.0702 Fine/Studio Arts, General	5 - Bachelor's degree	1	Men	0	3	0	1	2	0	31	0	0	37	
			Women	0	4	0	0	10	0	70	3	0	87	
			Total	0	7	0	1	12	0	101	3	0	124	No
50.0703 Art History, Criticism and Conservation	5 - Bachelor's degree	1	Men	0	0	0	0	0	0	1	0	0	1	
			Women	0	0	0	1	0	0	9	0	0	10	
			Total	0	0	0	1	0	0	10	0	0	11	No
50.0913 Music Technology	5 - Bachelor's degree	1	Men	1	0	0	0	1	0	10	0	0	12	
			Women	0	0	0	0	0	1	0	0	1		
			Total	1	0	0	0	1	0	11	0	0	13	No
50.0913 Music Technology	7 - Master's degree	1	Men	4	0	0	0	1	0	6	0	0	11	
			Women	0	0	0	0	0	1	0	0	1		
			Total	4	0	0	0	1	0	7	0	0	12	Yes
51.0401 Dentistry	18 - Doctor's degree - professional practice	1	Men	6	0	0	4	4	0	35	0	1	50	
			Women	7	2	0	9	3	0	42	0	2	65	
			Total	13	2	0	13	7	0	77	0	3	115	No
51.0501 Dental Clinical Sciences, General	6 - Postbaccalaureate certificates	1	Men	0	0	0	0	0	0	2	0	0	2	
			Women	1	0	0	0	0	0	0	0	0	1	
			Total	1	0	0	0	0	0	2	0	0	3	No
51.0501 Dental Clinical Sciences, General	7 - Master's degree	1	Men	7	0	0	0	0	0	10	0	1	18	
			Women	8	3	0	2	0	7	0	1	21		
			Total	15	3	0	2	0	17	0	2	39	No	
51.0501 Dental Clinical Sciences, General	17 - Doctor's degree - research / scholarship	1	Men	2	0	0	0	0	0	0	0	0	2	
			Women	0	0	0	0	0	0	0	0	0	0	
			Total	2	0	0	0	0	0	0	0	0	2	No
51.0601 Dental Assisting/Assistant	2 - Awards of at least 1 but less than 2 academic years	1	Men	0	0	0	0	0	0	0	0	0	0	
			Women	0	1	0	0	2	0	14	0	0	17	
			Total	0	1	0	0	2	0	14	0	0	17	Yes
51.0602 Dental Hygiene/Hygienist	3 - Associate's degree	1	Men	0	0	0	0	0	0	0	0	0	0	
			Women	0	1	0	0	1	0	27	0	0	29	
			Total	0	1	0	0	1	0	27	0	0	29	No
51.0699 Dental Services and Allied Professions, Other	5 - Bachelor's degree	1	Men	1	0	0	0	0	0	0	0	0	1	
			Women	0	0	0	0	0	0	11	1	0	12	
			Total	1	0	0	0	0	0	11	1	0	13	No
51.0701 Health/Health Care Administration/Management	5 - Bachelor's degree	1	Men	0	1	0	1	3	0	3	0	0	8	
			Women	0	1	0	0	10	0	30	3	0	44	
			Total	0	2	0	1	13	0	33	3	0	52	No
51.0701 Health/Health Care Administration/Management	6 - Postbaccalaureate certificates	1	Men	0	0	0	0	0	0	0	0	0	0	
			Women	0	0	0	1	0	0	0	0	0	1	
			Total	0	0	0	1	0	0	0	0	0	1	No
51.0701 Health/Health Care Administration/Management	7 - Master's degree	1	Men	0	0	0	0	0	0	0	0	0	0	
			Women	0	0	0	1	0	0	0	0	0	1	
			Total	0	0	0	1	0	0	0	0	0	1	Yes
51.0706	5 - Bachelor's degree	1	Men	0	0	0	1	3	0	4	0	0	8	
			Women	0	4	0	1	4	0	18	1	0	28	

CIPCODE	Award Level	Major	Gender	Non Resident Alien	Hispanic / Latino	American Indian or Alaska Native	Asian	Black or African American	Native Hawaiian or Other Pacific Islander	White	Two or more Races	Race/ ethnicity unknown	Total	distance education program
Health Information/Medical Records Administration/Administrator			Total	0	4	0	2	7	0	22	1	0	36	Yes
51.0707 Health Information/Medical Records Technology/Technician	1 - Awards of less than 1 academic year	1	Men	0	0	0	0	0	0	0	0	0	0	
			Women	0	0	0	0	1	0	1	0	0	2	
			Total	0	0	0	0	1	0	1	0	0	2	No
51.0904 Emergency Medical Technology/Technician (EMT Paramedic)	3 - Associate's degree	1	Men	0	0	0	0	0	0	1	0	0	1	
			Women	0	0	0	0	0	0	3	0	0	3	
			Total	0	0	0	0	0	0	4	0	0	4	No
51.0905 Nuclear Medical Technology/Technologist	5 - Bachelor's degree	1	Men	1	0	0	0	0	0	1	0	0	2	
			Women	2	0	0	0	0	0	3	0	0	5	
			Total	3	0	0	0	0	0	4	0	0	7	No
51.0907 Medical Radiologic Technology/Science - Radiation Therapist	5 - Bachelor's degree	1	Men	0	0	0	0	1	0	3	0	0	4	
			Women	0	0	0	1	1	0	25	3	1	31	
			Total	0	0	0	1	2	0	28	3	1	35	No
51.0907 Medical Radiologic Technology/Science - Radiation Therapist	6 - Postbaccalaureate certificates	1	Men	1	0	0	0	0	0	1	0	0	2	
			Women	0	0	0	0	0	0	1	1	0	2	
			Total	1	0	0	0	0	0	2	1	0	4	No
51.0908 Respiratory Care Therapy/Therapist	5 - Bachelor's degree	1	Men	3	0	0	0	0	0	4	0	0	7	
			Women	4	0	0	1	1	0	4	0	0	10	
			Total	7	0	0	1	1	0	8	0	0	17	No
51.0911 Radiologic Technology/Science - Radiographer	3 - Associate's degree	1	Men	0	0	0	0	0	0	4	0	0	4	
			Women	0	0	0	0	3	0	30	0	0	33	
			Total	0	0	0	0	3	0	34	0	0	37	No
51.0912 Physician Assistant	7 - Master's degree	1	Men	0	0	0	0	1	0	8	0	0	9	
			Women	2	1	0	0	1	0	26	0	0	30	
			Total	2	1	0	0	2	0	34	0	0	39	No
51.0916 Radiation Protection/Health Physics Technician	5 - Bachelor's degree	1	Men	1	0	0	0	0	0	2	0	0	3	
			Women	0	0	0	1	0	0	7	0	0	8	
			Total	1	0	0	1	0	0	9	0	0	11	No
51.1002 Cytotechnology/Cytotechnologist	5 - Bachelor's degree	1	Men	0	0	0	0	1	0	3	0	0	4	
			Women	0	0	0	0	0	0	2	1	0	3	
			Total	0	0	0	0	1	0	5	1	0	7	No
51.1005 Clinical Laboratory Science/Medical Technology/Technologist	5 - Bachelor's degree	1	Men	0	0	0	0	0	0	5	0	0	5	
			Women	0	0	0	0	0	0	7	0	0	7	
			Total	0	0	0	0	0	0	12	0	0	12	No
51.1005 Clinical Laboratory Science/Medical Technology/Technologist	6 - Postbaccalaureate certificates	1	Men	0	0	0	0	0	0	0	0	0	0	
			Women	0	0	0	0	0	0	0	0	0	0	
			Total	0	0	0	0	0	0	0	0	0	0	No
51.1008 Histologic Technician	1 - Awards of less than 1 academic year	1	Men	0	1	0	0	0	0	4	0	1	6	
			Women	0	2	0	2	5	1	31	2	0	43	
			Total	0	3	0	2	5	1	35	2	1	49	Yes
51.1008		1	Men	0	1	0	0	0	0	2	0	0	3	

CIPCODE	Award Level	Major	Gender	Non Resident Alien	Hispanic / Latino	American Indian or Alaska Native	Asian	Black or African American	Native Hawaiian or Other Pacific Islander	White	Two or more Races	Race/ ethnicity unknown	Total	distance education program
Histologic Technician	3 - Associate's degree		Women	0	1	1	0	1	0	5	1	0	9	
			Total	0	2	1	0	1	0	7	1	0	12	Yes
51.1201 Medicine	18 - Doctor's degree - professional practice	1	Men	0	13	0	27	5	0	110	6	6	167	
			Women	0	5	0	17	16	0	101	9	5	153	
			Total	0	18	0	44	21	0	211	15	11	320	No
51.1401 Medical Scientist	7 - Master's degree	1	Men	2	0	0	0	0	0	2	0	0	4	
			Women	0	0	0	0	0	0	4	0	0	4	
			Total	2	0	0	0	0	0	6	0	0	8	No
51.1508 Mental Health Counseling/Counselor	7 - Master's degree	1	Men	0	0	0	0	0	0	2	0	0	2	
			Women	0	0	0	0	0	0	4	0	0	4	
			Total	0	0	0	0	0	0	6	0	0	6	No
51.2201 Public Health, General	1 - Awards of less than 1 academic year	1	Men	0	1	0	0	0	0	0	0	0	1	
			Women	0	0	0	0	1	0	2	0	0	3	
			Total	0	1	0	0	1	0	2	0	0	4	No
51.2201 Public Health, General	5 - Bachelor's degree	1	Men	1	0	0	0	1	0	1	1	0	4	
			Women	0	2	0	0	3	0	13	0	0	18	
			Total	1	2	0	0	4	0	14	1	0	22	No
51.2201 Public Health, General	6 - Postbaccalaureate certificates	1	Men	0	1	0	0	1	0	6	0	0	8	
			Women	0	0	0	0	1	0	2	0	1	4	
			Total	0	1	0	0	2	0	8	0	1	12	No
51.2201 Public Health, General	7 - Master's degree	1	Men	1	0	0	0	1	0	12	0	0	14	
			Women	1	0	0	2	7	0	38	0	0	48	
			Total	2	0	0	2	8	0	50	0	0	62	No
51.2210 International Public Health/International Health	1 - Awards of less than 1 academic year	1	Men	0	0	0	0	0	0	0	0	0	0	
			Women	0	0	0	0	0	0	4	0	0	4	
			Total	0	0	0	0	0	0	4	0	0	4	Yes
51.2211 Health Services Administration	5 - Bachelor's degree	1	Men	0	0	0	1	1	0	5	0	0	7	
			Women	0	2	0	1	10	0	30	1	0	44	
			Total	0	2	0	2	11	0	35	1	0	51	No
51.2211 Health Services Administration	6 - Postbaccalaureate certificates	1	Men	0	0	0	0	0	0	1	0	0	1	
			Women	0	0	0	0	0	0	0	0	0	0	
			Total	0	0	0	0	0	0	1	0	0	1	No
51.2211 Health Services Administration	7 - Master's degree	1	Men	0	1	0	0	0	1	6	0	0	8	
			Women	0	0	0	2	1	0	10	0	0	13	
			Total	0	1	0	2	1	1	16	0	0	21	No
51.2301 Art Therapy/Therapist	2 - Awards of at least 1 but less than 2 academic years	1	Men	0	0	0	0	0	0	0	1	0	1	
			Women	0	0	0	1	1	0	2	0	0	4	
			Total	0	0	0	1	1	0	2	1	0	5	No
51.2301 Art Therapy/Therapist	7 - Master's degree	1	Men	0	0	0	0	1	0	0	0	0	1	
			Women	0	0	0	0	0	0	3	0	0	3	
			Total	0	0	0	0	1	0	3	0	0	4	No
51.2305 Music Therapy/Therapist	6 - Postbaccalaureate certificates	1	Men	0	0	0	0	0	0	1	0	0	1	
			Women	0	0	0	0	0	0	3	0	0	3	
			Total	0	0	0	0	0	0	4	0	0	4	No

CIPCODE	Award Level	Major	Gender	Non Resident Alien	Hispanic / Latino	American Indian or Alaska Native	Asian	Black or African American	Native Hawaiian or Other Pacific Islander	White	Two or more Races	Race/ ethnicity unknown	Total	distance education program
51.2305 Music Therapy/Therapist	7 - Master's degree	1	Men	0	0	0	0	0	0	0	0	0	0	
			Women	0	0	0	0	0	0	3	0	0	3	
			Total	0	0	0	0	0	0	3	0	0	3	Yes
51.2306 Occupational Therapy/Therapist	7 - Master's degree	1	Men	0	0	0	0	0	0	3	0	0	3	
			Women	0	1	0	0	0	0	31	0	0	32	
			Total	0	1	0	0	0	0	34	0	0	35	No
51.2308 Physical Therapy/Therapist	18 - Doctor's degree - professional practice	1	Men	0	0	0	0	0	0	14	0	0	14	
			Women	1	0	0	0	0	0	22	0	0	23	
			Total	1	0	0	0	0	0	36	0	0	37	No
51.2314 Rehabilitation Science	1 - Awards of less than 1 academic year	1	Men	0	1	0	0	1	0	0	0	0	2	
			Women	0	0	0	0	5	0	9	1	0	15	
			Total	0	1	0	0	6	0	9	1	0	17	Yes
51.2314 Rehabilitation Science	17 - Doctor's degree - research / scholarship	1	Men	0	0	0	0	0	0	1	0	0	1	
			Women	0	0	0	1	0	0	2	0	0	3	
			Total	0	0	0	1	0	0	3	0	0	4	No
51.2706 Medical Informatics	6 - Postbaccalaureate certificates	1	Men	0	0	0	0	0	0	0	0	0	0	
			Women	0	0	0	0	1	0	3	0	0	4	
			Total	0	0	0	0	1	0	3	0	0	4	Yes
51.2706 Medical Informatics	7 - Master's degree	1	Men	3	0	0	1	4	0	4	0	1	13	
			Women	3	0	0	1	0	0	5	0	0	9	
			Total	6	0	0	2	4	0	9	0	1	22	No
51.3101 Dietetics/Dietitian	6 - Postbaccalaureate certificates	1	Men	0	0	0	0	0	0	0	0	0	0	
			Women	1	0	0	0	0	0	13	0	0	14	
			Total	1	0	0	0	0	0	13	0	0	14	No
51.3101 Dietetics/Dietitian	7 - Master's degree	1	Men	0	0	0	0	0	0	0	0	0	0	
			Women	0	0	0	0	0	0	2	0	0	2	
			Total	0	0	0	0	0	0	2	0	0	2	No
51.3201 Bioethics/Medical Ethics	6 - Postbaccalaureate certificates	1	Men	0	0	0	0	0	0	0	0	0	0	
			Women	0	0	0	0	0	0	1	0	0	1	
			Total	0	0	0	0	0	0	1	0	0	1	No
51.3801 Registered Nursing/Registered Nurse	5 - Bachelor's degree	1	Men	0	1	0	2	3	0	46	0	0	52	
			Women	2	7	0	5	16	0	416	7	2	455	
			Total	2	8	0	7	19	0	462	7	2	507	Yes
51.3801 Registered Nursing/Registered Nurse	7 - Master's degree	1	Men	0	0	0	0	0	0	0	0	0	0	
			Women	0	0	0	0	0	0	4	0	0	4	
			Total	0	0	0	0	0	0	4	0	0	4	Yes
51.3802 Nursing Administration	7 - Master's degree	1	Men	0	0	0	0	0	0	0	0	0	0	
			Women	0	0	0	0	2	0	5	0	0	7	
			Total	0	0	0	0	2	0	5	0	0	7	Yes
51.3803 Adult Health Nurse/Nursing	7 - Master's degree	1	Men	0	0	0	0	0	0	3	0	0	3	
			Women	0	2	0	0	6	0	34	0	0	42	
			Total	0	2	0	0	6	0	37	0	0	45	Yes
51.3805 Family Practice Nurse/Nursing	7 - Master's degree	1	Men	0	0	0	0	0	0	3	0	0	3	
			Women	0	0	0	1	3	0	41	1	0	46	
			Total	0	0	0	1	3	0	44	1	0	49	No

CIPCODE	Award Level	Major	Gender	Non Resident Alien	Hispanic / Latino	American Indian or Alaska Native	Asian	Black or African American	Native Hawaiian or Other Pacific Islander	White	Two or more Races	Race/ ethnicity unknown	Total	distance education program
	2 - Awards of at least 1 but less than 2 academic years		Total	0	0	0	0	0	0	0	0	0	0	Yes
52.0301 Accounting	7 - Master's degree	1	Men	14	1	0	5	1	0	22	0	1	44	
			Women	13	0	0	3	4	0	16	0	0	36	
			Total	27	1	0	8	5	0	38	0	1	80	No
52.0305 Accounting and Business/Management	7 - Master's degree	1	Men	0	0	0	0	0	0	2	0	0	2	
			Women	0	0	0	0	0	0	0	0	0	0	
			Total	0	0	0	0	0	0	2	0	0	2	No
52.0903 Tourism and Travel Services Management	1 - Awards of less than 1 academic year	1	Men	0	0	0	0	0	0	2	0	0	2	
			Women	0	0	0	0	4	0	12	0	0	16	
			Total	0	0	0	0	4	0	14	0	0	18	Yes
52.0903 Tourism and Travel Services Management	5 - Bachelor's degree	1	Men	0	1	0	1	0	0	23	0	0	25	
			Women	0	4	0	0	6	0	68	2	1	81	
			Total	0	5	0	1	6	0	91	2	1	106	No
52.0907 Meeting and Event Planning	1 - Awards of less than 1 academic year	1	Men	0	0	0	0	0	0	0	0	0	0	
			Women	0	2	0	0	2	0	20	0	0	24	
			Total	0	2	0	0	2	0	20	0	0	24	No
52.0907 Meeting and Event Planning	7 - Master's degree	1	Men	0	0	0	0	0	0	0	0	0	0	
			Women	1	0	0	0	0	0	0	0	0	1	
			Total	1	0	0	0	0	0	0	0	0	1	No
52.0999 Hospitality Administration/Management, Other	1 - Awards of less than 1 academic year	1	Men	0	0	0	0	0	0	0	0	0	0	
			Women	0	1	0	0	0	0	0	0	0	1	
			Total	0	1	0	0	0	0	0	0	0	1	Yes
52.1001 Human Resources Management/Personnel Administration, General	1 - Awards of less than 1 academic year	1	Men	0	0	0	0	2	0	13	1	0	16	
			Women	0	4	0	0	6	0	22	0	0	32	
			Total	0	4	0	0	8	0	35	1	0	48	No
52.1004 Labor Studies	2 - Awards of at least 1 but less than 2 academic years	1	Men	0	0	0	0	1	0	1	0	0	2	
			Women	0	0	0	0	0	0	1	0	0	1	
			Total	0	0	0	0	1	0	2	0	0	3	Yes
52.1004 Labor Studies	3 - Associate's degree	1	Men	0	0	0	0	0	0	0	0	0	0	
			Women	0	0	0	0	0	0	1	0	0	1	
			Total	0	0	0	0	0	0	1	0	0	1	Yes
52.1004 Labor Studies	5 - Bachelor's degree	1	Men	0	0	0	0	0	0	0	0	0	0	
			Women	0	0	0	0	0	0	4	1	0	5	
			Total	0	0	0	0	0	0	4	1	0	5	Yes
52.1601 Taxation	7 - Master's degree	1	Men	0	0	0	0	0	0	2	0	0	2	
			Women	0	0	0	0	1	0	1	0	0	2	
			Total	0	0	0	0	1	0	3	0	0	4	No
54.0101 History, General	5 - Bachelor's degree	1	Men	0	0	0	0	1	0	7	1	0	9	
			Women	0	0	0	0	1	0	8	0	0	9	
			Total	0	0	0	0	2	0	15	1	0	18	No
54.0101		1	Men	0	0	0	0	0	0	3	0	0	3	

CIPCODE	Award Level	Major	Gender	Non Resident Alien	Hispanic / Latino	American Indian or Alaska Native	Asian	Black or African American	Native Hawaiian or Other Pacific Islander	White	Two or more Races	Race/ ethnicity unknown	Total	distance education program
History, General	7 - Master's degree		Women	0	0	0	0	1	0	6	0	0	7	
			Total	0	0	0	0	1	0	9	0	0	10	No
54.0101 History, General	5 - Bachelor's degree	2	Men	0	0	0	0	0	0	0	0	0	0	
			Women	0	0	0	0	0	0	1	0	0	1	
			Total	0	0	0	0	0	0	1	0	0	1	No

99.0000 Summary Grand Totals	Award Level	Nonresident alien	Hispanic Latino	American Indian or Alaska Native	Asian	Black or African American	Native Hawaiian or Other Pacific Islander	White	Two or more Races	Race/ethnicity unknown	Total	PY Total
Post-Master's certificates												
Men		0	0	0	0	0	0	0	0	0	0	0
Women		0	0	0	0	0	0	0	0	0	0	0
Total		0	0	0	0	0	0	0	0	0	0	0
Doctor's degree - research / scholarship	17											
Men		18	0	0	2	3	0	9	0	0	32	28
Women		15	1	1	6	6	0	24	2	0	55	41
Total		33	1	1	8	9	0	33	2	0	87	69
Doctor's degree - professional practice	18											
Men		6	18	0	35	16	0	266	10	9	360	398
Women		12	12	0	27	26	0	259	14	8	358	343
Total		18	30	0	62	42	0	525	24	17	718	741

Grand Total Men		306	133	1	144	223	2	1995	77	30	2911	2888
Grand Total Women		197	189	4	153	443	2	3323	142	37	4490	4207
Grand Total		503	322	5	297	666	4	5318	219	67	7401	7095

PY Grand Total Men		296	81	4	121	165	0	2111	60	50		2888
PY Grand Total Women		191	171	4	162	381	3	3130	118	47		4207
PY Grand Total		487	252	8	283	546	3	5241	178	97		7095

Completions: total by second major

99.0000 Summary Grand Totals	Award Level	Nonresident alien	Hispanic Latino	American Indian or Alaska Native	Asian	Black or African American	Native Hawaiian or Other Pacific Islander	White	Two or more Races	Race/ethnicity unknown	Total	PY Total
Bachelor's degree	5											
Men		0	1	0	0	2	0	8	1	0	12	7

99.0000 Summary Grand Totals	Award Level	Nonresident alien	Hispanic Latino	American Indian or Alaska Native	Asian	Black or African American	Native Hawaiian or Other Pacific Islander	White	Two or more Races	Race/ethnicity unknown	Total	PY Total
Women		1	0	0	0	1	0	10	0	0	12	19
Total		1	1	0	0	3	0	18	1	0	24	26
Master's degree	7											
Men		0	0	0	0	0	0	0	0	0	0	1
Women		0	0	0	0	0	0	0	0	0	0	0
Total		0	0	0	0	0	0	0	0	0	0	1

Grand Total Men		0	1	0	0	2	0	8	1	0	12	8
Grand Total Women		1	0	0	0	1	0	10	0	0	12	19
Grand Total		1	1	0	0	3	0	18	1	0	24	27

PY Grand Total Men		1	1	0	0	0	0	5	1	0		8
PY Grand Total Women		1	1	0	0	0	0	16	1	0		19
PY Grand Total		2	2	0	0	0	0	21	2	0		27

All Completers

Institutions must report the following information. (Some data will be pre-populated from the completions by CIP code data.)

All Completers

Number of students by gender and race and ethnicity earning an award between July 1, 2015 and June 30, 2016. Count each student only once, regardless of how many awards he/she earned. The intent of this screen is to collect an unduplicated count of total numbers of *completers*.

- Report Hispanic/Latino individuals of any race as Hispanic/Latino
- Report race for non-Hispanic/Latino individuals only

	Men		Women		Total Students
	Number of Students	Total Awards	Number of Students	Total Awards	
<u>Nonresident alien</u>	297	306	195	197	492
<u>Hispanic/Latino</u>	117	133	166	189	283
<u>American Indian or Alaska Native</u>	1	1	4	4	5
<u>Asian</u>	139	144	147	153	286
<u>Black or African American</u>	209	223	403	443	612
<u>Native Hawaiian or Other Pacific Islander</u>	2	2	2	2	4
<u>White</u>	1,853	1,995	3,047	3,323	4,900
<u>Two or more races</u>	67	77	123	142	190
<u>Race and ethnicity unknown</u>	30	30	32	37	62
TOTAL	2,715	2,911	4,119	4,490	6,834
PY TOTAL	2,690		3,952		6,642

Completers by Level

Institutions must report the following information. This screen will be shown for each of the following award categories for which completions have been reported:

- Less than 1-year certificates
- At least 1 but less than 4-year certificates
- Associate's degrees
- Bachelor's degrees
- Master's degrees
- Doctor's degrees
- Postbaccalaureate and post-master's certificates

Less than 1-year certificates

Number of students by gender, by race and ethnicity, and by age earning this award between July 1, 2015 and June 30, 2016. Each student should be counted once per award level. For example, if a student earned a master's degree and a doctor's degree, he/she should be counted once in master's and once in doctor's. A student earning two master's degrees should be counted only once.

- Report Hispanic/Latino individuals of any race as Hispanic/Latino
- Report race for non-Hispanic/Latino individuals only


	Number of Students	Total Awards
By Gender		
Men	<input type="text" value="140"/>	144
Women	<input type="text" value="342"/>	368
TOTAL	482	512
PY TOTAL		

By Race/Ethnicity

<u>Nonresident alien</u>	<input type="text" value="5"/>	6
<u>Hispanic/Latino</u>	<input type="text" value="32"/>	34
<u>American Indian or Alaska Native</u>	<input type="text" value="0"/>	0
<u>Asian</u>	<input type="text" value="8"/>	8
<u>Black or African American</u>	<input type="text" value="54"/>	59
<u>Native Hawaiian or Other Pacific Islander</u>	<input type="text" value="1"/>	1

<u>White</u>	<input type="text" value="363"/>	383
Two or more races	<input type="text" value="15"/>	16
<u>Race and ethnicity unknown</u>	<input type="text" value="4"/>	5
TOTAL	482	512



 **By Age**

Under 18	<input type="text" value="0"/>	
18-24	<input type="text" value="257"/>	
25-39	<input type="text" value="165"/>	
40 and Above	<input type="text" value="60"/>	
Age Unknown	<input type="text" value="0"/>	
TOTAL	482	512

Completers by Level

Institutions must report the following information. This screen will be shown for each of the following award categories for which completions have been reported:

- Less than 1-year certificates
- At least 1 but less than 4-year certificates
- Associate's degrees
- Bachelor's degrees
- Master's degrees
- Doctor's degrees
- Postbaccalaureate and post-master's certificates

At least 1 but less than 4-year certificates

Number of students by gender, by race and ethnicity, and by age earning this award between July 1, 2015 and June 30, 2016. Each student should be counted once per award level. For example, if a student earned a master's degree and a doctor's degree, he/she should be counted once in master's and once in doctor's. A student earning two master's degrees should be counted only once.


- Report Hispanic/Latino individuals of any race as Hispanic/Latino
- Report race for non-Hispanic/Latino individuals only


	Number of Students	Total Awards
By Gender		
Men	<input type="text" value="11"/>	11
Women	<input type="text" value="35"/>	35
TOTAL	<input type="text" value="46"/>	46
PY TOTAL	479	

By Race/Ethnicity

<u>Nonresident alien</u>	<input type="text" value="0"/>	0
<u>Hispanic/Latino</u>	<input type="text" value="2"/>	2
<u>American Indian or Alaska Native</u>	<input type="text" value="0"/>	0
<u>Asian</u>	<input type="text" value="1"/>	1
<u>Black or African American</u>	<input type="text" value="6"/>	6
<u>Native Hawaiian or Other Pacific Islander</u>		0

	<input type="text" value="0"/>	
<u>White</u>	<input type="text" value="35"/>	35
Two or more races	<input type="text" value="2"/>	2
<u>Race and ethnicity unknown</u>	<input type="text" value="0"/>	0
TOTAL	46	46



 **By Age**

Under 18	<input type="text" value="0"/>	
18-24	<input type="text" value="34"/>	
25-39	<input type="text" value="8"/>	
40 and Above	<input type="text" value="4"/>	
Age Unknown	<input type="text" value="0"/>	
TOTAL	46	46

Completers by Level

Institutions must report the following information. This screen will be shown for each of the following award categories for which completions have been reported:

- Less than 1-year certificates
- At least 1 but less than 4-year certificates
- Associate's degrees
- Bachelor's degrees
- Master's degrees
- Doctor's degrees
- Postbaccalaureate and post-master's certificates

Associate's degrees

Number of students by gender, by race and ethnicity, and by age earning this award between July 1, 2015 and June 30, 2016. Each student should be counted once per award level. For example, if a student earned a master's degree and a doctor's degree, he/she should be counted once in master's and once in doctor's. A student earning two master's degrees should be counted only once.

- Report Hispanic/Latino individuals of any race as Hispanic/Latino
- Report race for non-Hispanic/Latino individuals only

	Number of Students	Total Awards
By Gender		
Men	<input type="text" value="20"/>	20
Women	<input type="text" value="88"/>	88
TOTAL	108	108
PY TOTAL	126	

By Race/Ethnicity

<u>Nonresident alien</u>	<input type="text" value="0"/>	0
<u>Hispanic/Latino</u>	<input type="text" value="5"/>	5
<u>American Indian or Alaska Native</u>	<input type="text" value="1"/>	1
<u>Asian</u>	<input type="text" value="2"/>	2
<u>Black or African American</u>	<input type="text" value="8"/>	8
<u>Native Hawaiian or Other Pacific Islander</u>	<input type="text" value="0"/>	0

<u>White</u>	<input type="text" value="91"/>	91
Two or more races	<input type="text" value="1"/>	1
<u>Race and ethnicity unknown</u>	<input type="text" value="0"/>	0
TOTAL	108	108

By Age		
Under 18	<input type="text" value="0"/>	
18-24	<input type="text" value="55"/>	
25-39	<input type="text" value="38"/>	
40 and Above	<input type="text" value="15"/>	
Age Unknown	<input type="text" value="0"/>	
TOTAL	108	108

Completers by Level

Institutions must report the following information. This screen will be shown for each of the following award categories for which completions have been reported:

- Less than 1-year certificates
- At least 1 but less than 4-year certificates
- Associate's degrees
- Bachelor's degrees
- Master's degrees
- Doctor's degrees
- Postbaccalaureate and post-master's certificates

Bachelor's degrees

Number of students by gender, by race and ethnicity, and by age earning this award between July 1, 2015 and June 30, 2016. Each student should be counted once per award level. For example, if a student earned a master's degree and a doctor's degree, he/she should be counted once in master's and once in doctor's. A student earning two master's degrees should be counted only once.

- Report Hispanic/Latino individuals of any race as Hispanic/Latino
- Report race for non-Hispanic/Latino individuals only

	Number of Students	Total Awards
By Gender		
Men	1,591	1,609
Women	2,401	2,417
TOTAL	3,992	4,026
PY TOTAL	3,888	

By Race/Ethnicity

<u>Nonresident alien</u>	141	142
<u>Hispanic/Latino</u>	190	192
<u>American Indian or Alaska Native</u>	3	3
<u>Asian</u>	134	135
<u>Black or African American</u>	399	403
<u>Native Hawaiian or Other Pacific Islander</u>	2	2

<u>White</u>	<input type="text" value="2,961"/>	2,986
Two or more races	<input type="text" value="131"/>	132
<u>Race and ethnicity unknown</u>	<input type="text" value="31"/>	31
TOTAL	3,992	4,026



By Age

Under 18	<input type="text" value="0"/>	
18-24	<input type="text" value="2,308"/>	
25-39	<input type="text" value="1,395"/>	
40 and Above	<input type="text" value="289"/>	
Age Unknown	<input type="text" value="0"/>	
TOTAL	3,992	4,026

Completers by Level

Institutions must report the following information. This screen will be shown for each of the following award categories for which completions have been reported:

- Less than 1-year certificates
- At least 1 but less than 4-year certificates
- Associate's degrees
- Bachelor's degrees
- Master's degrees
- Doctor's degrees
- Postbaccalaureate and post-master's certificates

Master's degrees

Number of students by gender, by race and ethnicity, and by age earning this award between July 1, 2015 and June 30, 2016. Each student should be counted once per award level. For example, if a student earned a master's degree and a doctor's degree, he/she should be counted once in master's and once in doctor's. A student earning two master's degrees should be counted only once.

- Report Hispanic/Latino individuals of any race as Hispanic/Latino
- Report race for non-Hispanic/Latino individuals only


	Number of Students	Total Awards
By Gender		
Men	638	640
Women	1,026	1,037
TOTAL	1,664	1,677
PY TOTAL	1,542	

By Race/Ethnicity

<u>Nonresident alien</u>	297	297
<u>Hispanic/Latino</u>	50	50
<u>American Indian or Alaska Native</u>	0	0
<u>Asian</u>	75	75
<u>Black or African American</u>	127	128
<u>Native Hawaiian or Other Pacific Islander</u>	1	1

<u>White</u>	<input type="text" value="1,076"/>	1,087
Two or more races	<input type="text" value="25"/>	26
<u>Race and ethnicity unknown</u>	<input type="text" value="13"/>	13
TOTAL	1,664	1,677



 **By Age**

Under 18	<input type="text" value="0"/>	
18-24	<input type="text" value="318"/>	
25-39	<input type="text" value="1,089"/>	
40 and Above	<input type="text" value="257"/>	
Age Unknown	<input type="text" value="0"/>	
TOTAL	1,664	1,677

Completers by Level

Institutions must report the following information. This screen will be shown for each of the following award categories for which completions have been reported:

- Less than 1-year certificates
- At least 1 but less than 4-year certificates
- Associate's degrees
- Bachelor's degrees
- Master's degrees
- Doctor's degrees
- Postbaccalaureate and post-master's certificates

Doctor's degrees

Number of students by gender, by race and ethnicity, and by age earning this award between July 1, 2015 and June 30, 2016. Each student should be counted once per award level. For example, if a student earned a master's degree and a doctor's degree, he/she should be counted once in master's and once in doctor's. A student earning two master's degrees should be counted only once.

- Report Hispanic/Latino individuals of any race as Hispanic/Latino
- Report race for non-Hispanic/Latino individuals only


	Number of Students	Total Awards
By Gender		
Men	<input type="text" value="392"/>	392
Women	<input type="text" value="413"/>	413
TOTAL	805	805
PY TOTAL	810	

By Race/Ethnicity

<u>Nonresident alien</u>	<input type="text" value="51"/>	51
<u>Hispanic/Latino</u>	<input type="text" value="31"/>	31
<u>American Indian or Alaska Native</u>	<input type="text" value="1"/>	1
<u>Asian</u>	<input type="text" value="70"/>	70
<u>Black or African American</u>	<input type="text" value="51"/>	51
<u>Native Hawaiian or Other Pacific Islander</u>	<input type="text" value="0"/>	0

<u>White</u>	<input type="text" value="558"/>	558
Two or more races	<input type="text" value="26"/>	26
<u>Race and ethnicity unknown</u>	<input type="text" value="17"/>	17
TOTAL	805	805



 **By Age**

Under 18	<input type="text" value="0"/>	
18-24	<input type="text" value="9"/>	
25-39	<input type="text" value="746"/>	
40 and Above	<input type="text" value="50"/>	
Age Unknown	<input type="text" value="0"/>	
TOTAL	805	805

Completers by Level

Institutions must report the following information. This screen will be shown for each of the following award categories for which completions have been reported:

- Less than 1-year certificates
- At least 1 but less than 4-year certificates
- Associate's degrees
- Bachelor's degrees
- Master's degrees
- Doctor's degrees
- Postbaccalaureate and post-master's certificates

Postbaccalaureate and post-master's certificates

Number of students by gender, by race and ethnicity, and by age earning this award between July 1, 2015 and June 30, 2016. Each student should be counted once per award level. For example, if a student earned a master's degree and a doctor's degree, he/she should be counted once in master's and once in doctor's. A student earning two master's degrees should be counted only once.

- Report Hispanic/Latino individuals of any race as Hispanic/Latino
- Report race for non-Hispanic/Latino individuals only


	Number of Students	Total Awards
By Gender		
Men	<input type="text" value="91"/>	95
Women	<input type="text" value="123"/>	132
TOTAL	214	227
PY TOTAL	182	

By Race/Ethnicity

<u>Nonresident alien</u>	<input type="text" value="7"/>	7
<u>Hispanic/Latino</u>	<input type="text" value="7"/>	8
<u>American Indian or Alaska Native</u>	<input type="text" value="0"/>	0
<u>Asian</u>	<input type="text" value="5"/>	6
<u>Black or African American</u>	<input type="text" value="11"/>	11
<u>Native Hawaiian or Other Pacific Islander</u>	<input type="text" value="0"/>	0

<u>White</u>	<input type="text" value="170"/>	178
Two or more races	<input type="text" value="13"/>	16
<u>Race and ethnicity unknown</u>	<input type="text" value="1"/>	1
TOTAL	214	227



 **By Age**

Under 18	<input type="text" value="0"/>	
18-24	<input type="text" value="34"/>	
25-39	<input type="text" value="140"/>	
40 and Above	<input type="text" value="40"/>	
Age Unknown	<input type="text" value="0"/>	
TOTAL	214	227

Summary

IPEDS collects important information regarding your institution. All data reported in IPEDS survey components become available in the IPEDS Data Center and appear as aggregated data in various Department of Education reports. Additionally, some of the reported data appears specifically for your institution through the College Navigator website and is included in your institution's Data Feedback Report (DFR). The purpose of this summary is to provide you an opportunity to view some of the data that, when accepted through the IPEDS quality control process, will appear on the College Navigator website and/or your DFR. College Navigator is updated approximately three months after the data collection period closes and Data Feedback Reports will be available through the [Data Center](#) and sent to your institution's CEO in November 2016.

Please review your data for accuracy. If you have questions about the data displayed below after reviewing the data reported on the survey screens, please contact the IPEDS Help Desk at: 1-877-225-2568 or ipedshelp@rti.org.

Summary of Completions Data

Award Level	Number of Completions	
	1 st major	2 nd major
<u>Postsecondary award, certificate, or diploma (less than 1 academic year)</u>	512	0
<u>Postsecondary award, certificate, or diploma (at least 1 but less than 2 academic years)</u>	46	0
<u>Associate's degree</u>	108	0
<u>Bachelors degree or equivalent</u>	4,026	24
<u>Postbaccalaureate certificate</u>	227	0
<u>Master's degree</u>	1,677	0
<u>Post-master's certificate</u>	0	0
<u>Doctor's degree - research/scholarship</u>	87	0
<u>Doctor's degree - professional practice</u>	718	0
Total number of degrees and certificates	7,401	

Summary of Completers Data

	Number of Students		
	Men	Women	Total
All Completers	2,715	4,119	6,834

Completions

Indiana University-Purdue University-Indianapolis (151111)

Source	Description	Severity	Resolved	Options
Global Edits				
Perform Edits	Your institution did not report offering award level(s) (1) in the prior year IC Header survey, but you indicated that one or more programs are offered at this level here. Please correct your data or explain the discrepancy. (Error #10529)	Explanation	Yes	
Reason:	During the past year there was a reclassification of some of our certificates to awards of less than one year as mandated by the state commission for higher education.			
Perform Edits	Current year completions (25) are outside the expected range when compared to completions reported in the prior year (51) for: Women, 2-digit field (23), award level (5). Please correct your data or explain. (Error #10505)	Explanation	Yes	
Reason:	Expansions in programs of similar academic areas is diluting the enrollment pipeline in this major.			
Perform Edits	Current year completions (74) are outside the expected range when compared to completions reported in the prior year (48) for: Women, 2-digit field (31), award level (5). Please correct your data or explain. (Error #10506)	Explanation	Yes	
Reason:	Creation of a new School of Public Health, and alignment of major offerings has contributed to this growth.			
Perform Edits	Current year completions (55) are outside the expected range when compared to completions reported in the prior year (29) for: Men, 2-digit field (44), award level (5). Please correct your data or explain. (Error #10504)	Explanation	Yes	
Reason:	As a relatively new major, the enrollment pipeline is reaching it's expected "steady state" which will have completions at this level or above.			
Perform Edits	Current year completions (21) are outside the expected range when compared to completions reported in the prior year (91) for: Women, 2-digit field (51), award level (2). Please correct your data or explain. (Error #10505)	Explanation	Yes	
Reason:	During the past year there was a reclassification of some of our certificates to awards of less than one year as mandated by the state commission for higher education.			
Perform Edits	Current year completions (30) are outside the expected range when compared to completions reported in the prior year (11) for: Women, 2-digit field (51), award level (6). Please correct your data or explain. (Error #10505)	Explanation	Yes	
Reason:	There was a new track added to this program that more than doubled the credentials from last year.			
Perform Edits	Current year completions (2) are outside the expected range when compared to completions reported in the prior year (61) for: Men, 2-digit field (52), award level (2). Please correct your data or explain. (Error #10503)	Explanation	Yes	
Reason:	During the past year there was a reclassification of some of our certificates to awards of less than one year as mandated by the state commission for higher education.			
Perform Edits	Current year completions (1) are outside the expected range when compared to completions reported in the prior year (83) for: Women, 2-digit field (52), award level (2). Please correct your data or explain. (Error #10505)	Explanation	Yes	
Reason:	During the past year there was a reclassification of some of our certificates to awards of less than one year as mandated by the state commission for higher education.			
		Explanation	Yes	

Perform Edits	Current year completions (78) are outside the expected range when compared to completions reported in the prior year (51) for: Women, 2-digit field (52), award level (7). Please correct your data or explain. (Error #10506)			
Reason:	Popularity and reputation are growing these majors. Also, relationships with major employers is "feeding" the programs because of tuition assistance programs and benefits.			
Screen: Completers- At least 1 but less than 4-year certificates				
Screen Entry	The total number of completers (Men + Women) reported for this award level (46) is outside the expected range when compared to the prior year value. Please correct your data or contact the IPEDS Help Desk for assistance. (Error #10584)	Explanation	Yes	
Reason:	During the past year there was a reclassification of some of our certificates to awards of less than one year as mandated by the state commission for higher education.			