

Institution: Indiana University-South Bend (151342)

User ID: 88G2401

Completions Overview

Welcome to the IPEDS Completions survey component. The Completions component is one of several IPEDS components that is conducted during the Fall data collection period. It collects the number of degrees and certificates awarded by field of study, level of award, race/ethnicity, and gender. The reporting period for the Completions component is during the 12-month time period beginning July 1 of the previous calendar year and ending June 30 of the current calendar year; therefore, for this year's Completions component, the reporting period is between July 1, 2016 and June 30, 2017. The Completions component is also collecting the number of students (e.g., completers) who earned awards between July 1, 2016 and June 30, 2017.

Completions Common Errors

Some common completions component errors include the following:

- Including award levels on your current year Completions that were not reported on your previous year's (PY) Institutional Characteristics (IC). [Award levels in the PY IC component cannot be changed; therefore, contact the IPEDS Help Desk at 1-877-225-2568 if you need assistance.]
- Forgetting to select CIP codes for new programs of study that are offered by the institution, but do not have completions for the reporting period.
- Forgetting to enter in zero in at least one of the cells for CIP codes that do not have completions.

Recent Changes

- The following question on **distance education** has been added to the bottom of each individual "CIP Data" screen:
"Is this program offered as a distance education program?"
- The following two screens, which collect data specifically on students were added to this component, beginning in the 2012-13 survey year:
 - **"All Completers"** - Collects the number of students who earned an award between July 1, 2016 and June 30, 2017 by gender and race/ethnicity. (The intent of this screen is to collect an **unduplicated count** of total numbers of completers.)
 - **"Completers by Level"** - Collects the number of students who earned an award between July 1, 2016 and June 30, 2017 by award level and 1) by gender; 2) by race/ethnicity; and 3) by age.
- The definition for Post-baccalaureate Certificate has changed slightly for the 2014-15 collection. The new definition is as follows: **An award that requires completion of an organized program of study beyond the bachelor's. It is designed for persons who have completed a baccalaureate degree, but does not meet the requirements of a master's degree.**

NOTE: Even though Teacher Preparation certificate programs may require a bachelor's degree for admission, they are considered sub-baccalaureate undergraduate programs, and students in these programs are undergraduate students.

General Information

CIP Codes:
The [CIP 2010 Website](#) includes a list of new CIP codes, a list of deleted CIP codes, a list of moved CIP Codes, and an online crosswalk of the 2000 CIP and 2010 CIP.

The [Resources Page](#) of the CIP 2010 website contains many valuable resources including:

- CIP 2010 Manual and copies of previous editions of the CIP Manual
- Crosswalk between the 2000 CIP codes and the 2010 CIP codes in Excel format

Keep in mind that some information provided by institutions on the Completions component appear in the [College Navigator](#), which is a major tool used by consumers searching for information about postsecondary education. It is therefore vitally important that you include accurate information about your institution.

Survey materials can be downloaded using the following link: [Survey Materials](#).
The prior year revision system can be accessed using the following link: [Prior Year Revision System](#)

Completions CIP Data

| CIPCODE | Award Level | Major | Gender | Non Resident Alien | Hispanic / Latino | American Indian or Alaska Native | Asian | Black or African American | Native Hawaiian or Other Pacific Islander | White | Two or more Races | Race/ ethnicity unknown | Total | distance education program |
|--|---|-------|--------|--------------------|-------------------|----------------------------------|-------|---------------------------|---|-------|-------------------|-------------------------|-------|----------------------------|
| 03.0103 Environmental Studies | 5 - Bachelor's degree | 1 | Men | 0 | 0 | 0 | 0 | 0 | 0 | 1 | 0 | 0 | 1 | |
| | | | Women | 0 | 0 | 0 | 0 | 0 | 0 | 2 | 0 | 0 | 2 | |
| | | | Total | 0 | 0 | 0 | 0 | 0 | 0 | 3 | 0 | 0 | 3 | No |
| 05.0299 Ethnic, Cultural Minority, Gender, and Group Studies, Other | 5 - Bachelor's degree | 1 | Men | 0 | 0 | 0 | 0 | 0 | 0 | 0 | 0 | 0 | 0 | |
| | | | Women | 0 | 0 | 0 | 0 | 0 | 0 | 2 | 0 | 0 | 2 | |
| | | | Total | 0 | 0 | 0 | 0 | 0 | 0 | 2 | 0 | 0 | 2 | No |
| 09.0101 Speech Communication and Rhetoric | 5 - Bachelor's degree | 1 | Men | 0 | 0 | 0 | 0 | 0 | 0 | 2 | 0 | 0 | 2 | |
| | | | Women | 0 | 0 | 0 | 0 | 0 | 0 | 3 | 0 | 0 | 3 | |
| | | | Total | 0 | 0 | 0 | 0 | 0 | 0 | 5 | 0 | 0 | 5 | No |
| 09.0102 Mass Communication/Media Studies | 5 - Bachelor's degree | 1 | Men | 0 | 0 | 0 | 0 | 0 | 0 | 10 | 1 | 0 | 11 | |
| | | | Women | 0 | 2 | 0 | 0 | 2 | 0 | 17 | 0 | 1 | 22 | |
| | | | Total | 0 | 2 | 0 | 0 | 2 | 0 | 27 | 1 | 1 | 33 | No |
| 09.0702 Digital Communication and Media/Multimedia | 5 - Bachelor's degree | 1 | Men | 0 | 2 | 0 | 0 | 0 | 0 | 13 | 2 | 0 | 17 | |
| | | | Women | 0 | 1 | 0 | 0 | 0 | 0 | 12 | 0 | 0 | 13 | |
| | | | Total | 0 | 3 | 0 | 0 | 0 | 0 | 25 | 2 | 0 | 30 | No |
| 11.0103 Information Technology | 7 - Master's degree | 1 | Men | 0 | 0 | 0 | 0 | 0 | 0 | 0 | 0 | 0 | 0 | |
| | | | Women | 1 | 0 | 0 | 0 | 0 | 0 | 0 | 0 | 0 | 1 | |
| | | | Total | 1 | 0 | 0 | 0 | 0 | 0 | 0 | 0 | 0 | 1 | No |
| 11.0104 Informatics | 5 - Bachelor's degree | 1 | Men | 1 | 0 | 0 | 0 | 0 | 0 | 2 | 0 | 0 | 3 | |
| | | | Women | 0 | 0 | 0 | 1 | 1 | 0 | 2 | 0 | 0 | 4 | |
| | | | Total | 1 | 0 | 0 | 1 | 1 | 0 | 4 | 0 | 0 | 7 | No |
| 11.0104 Informatics | 6 - Postbaccalaureate certificates | 1 | Men | 0 | 0 | 0 | 0 | 0 | 0 | 1 | 0 | 0 | 1 | |
| | | | Women | 0 | 0 | 0 | 0 | 0 | 0 | 0 | 0 | 0 | 0 | |
| | | | Total | 0 | 0 | 0 | 0 | 0 | 0 | 1 | 0 | 0 | 1 | No |
| 11.0201 Computer Programming/Programmer, General | 1 - Awards of less than 1 academic year | 1 | Men | 0 | 0 | 0 | 0 | 0 | 0 | 4 | 0 | 0 | 4 | |
| | | | Women | 0 | 0 | 0 | 0 | 0 | 0 | 0 | 0 | 0 | 0 | |
| | | | Total | 0 | 0 | 0 | 0 | 0 | 0 | 4 | 0 | 0 | 4 | No |
| 11.0701 Computer Science | 5 - Bachelor's degree | 1 | Men | 0 | 0 | 0 | 0 | 0 | 0 | 11 | 1 | 0 | 12 | |
| | | | Women | 0 | 0 | 0 | 0 | 0 | 0 | 1 | 0 | 0 | 1 | |
| | | | Total | 0 | 0 | 0 | 0 | 0 | 0 | 12 | 1 | 0 | 13 | No |
| 13.0401 Educational Leadership and Administration, General | 7 - Master's degree | 1 | Men | 0 | 0 | 0 | 0 | 0 | 0 | 3 | 0 | 0 | 3 | |
| | | | Women | 0 | 0 | 0 | 0 | 0 | 0 | 3 | 0 | 0 | 3 | |
| | | | Total | 0 | 0 | 0 | 0 | 0 | 0 | 6 | 0 | 0 | 6 | No |
| 13.1001 Special Education and Teaching, General | 5 - Bachelor's degree | 1 | Men | 0 | 0 | 0 | 0 | 0 | 0 | 0 | 0 | 0 | 0 | |
| | | | Women | 0 | 0 | 0 | 0 | 0 | 0 | 2 | 0 | 0 | 2 | |
| | | | Total | 0 | 0 | 0 | 0 | 0 | 0 | 2 | 0 | 0 | 2 | No |
| 13.1001 Special Education and Teaching, General | 7 - Master's degree | 1 | Men | 0 | 0 | 0 | 0 | 0 | 0 | 1 | 0 | 0 | 1 | |
| | | | Women | 0 | 0 | 0 | 0 | 3 | 0 | 1 | 0 | 0 | 4 | |
| | | | Total | 0 | 0 | 0 | 0 | 3 | 0 | 2 | 0 | 0 | 5 | No |
| 13.1101 | 7 - Master's degree | 1 | Men | 0 | 0 | 0 | 0 | 0 | 0 | 2 | 0 | 0 | 2 | |
| | | | Women | 0 | 0 | 0 | 0 | 1 | 0 | 12 | 0 | 0 | 13 | |

| CIPCODE | Award Level | Major | Gender | Non Resident Alien | Hispanic / Latino | American Indian or Alaska Native | Asian | Black or African American | Native Hawaiian or Other Pacific Islander | White | Two or more Races | Race/ ethnicity unknown | Total | distance education program |
|---|---|-------|--------|--------------------|-------------------|----------------------------------|-------|---------------------------|---|-------|-------------------|-------------------------|-------|----------------------------|
| Counselor Education/School Counseling and Guidance Services | | | Total | 0 | 0 | 0 | 0 | 1 | 0 | 14 | 0 | 0 | 15 | No |
| 13.1202 Elementary Education and Teaching | 5 - Bachelor's degree | 1 | Men | 0 | 0 | 0 | 0 | 1 | 0 | 2 | 0 | 1 | 4 | |
| | Women | | 0 | 1 | 0 | 0 | 0 | 0 | 0 | 33 | 1 | 0 | 35 | |
| | Total | | 0 | 1 | 0 | 0 | 1 | 0 | 0 | 35 | 1 | 1 | 39 | No |
| 13.1205 Secondary Education and Teaching | 7 - Master's degree | 1 | Men | 0 | 0 | 0 | 0 | 0 | 0 | 0 | 0 | 0 | 0 | |
| | Women | | 0 | 0 | 0 | 0 | 0 | 0 | 0 | 1 | 0 | 0 | 1 | |
| | Total | | 0 | 0 | 0 | 0 | 0 | 0 | 0 | 1 | 0 | 0 | 1 | No |
| 13.1302 Art Teacher Education | 5 - Bachelor's degree | 1 | Men | 0 | 0 | 0 | 0 | 0 | 0 | 0 | 0 | 0 | 0 | |
| | Women | | 0 | 0 | 0 | 0 | 0 | 0 | 0 | 1 | 0 | 0 | 1 | |
| | Total | | 0 | 0 | 0 | 0 | 0 | 0 | 0 | 1 | 0 | 0 | 1 | No |
| 13.1305 English/Language Arts Teacher Education | 5 - Bachelor's degree | 1 | Men | 0 | 0 | 0 | 0 | 0 | 0 | 1 | 0 | 0 | 1 | |
| | Women | | 0 | 0 | 0 | 0 | 0 | 0 | 0 | 2 | 0 | 0 | 2 | |
| | Total | | 0 | 0 | 0 | 0 | 0 | 0 | 0 | 3 | 0 | 0 | 3 | No |
| 13.1311 Mathematics Teacher Education | 5 - Bachelor's degree | 1 | Men | 0 | 0 | 0 | 0 | 0 | 0 | 2 | 0 | 0 | 2 | |
| | Women | | 0 | 0 | 0 | 0 | 0 | 0 | 0 | 0 | 0 | 0 | 0 | |
| | Total | | 0 | 0 | 0 | 0 | 0 | 0 | 0 | 2 | 0 | 0 | 2 | No |
| 13.1318 Social Studies Teacher Education | 5 - Bachelor's degree | 1 | Men | 0 | 0 | 0 | 0 | 0 | 0 | 1 | 1 | 0 | 2 | |
| | Women | | 0 | 0 | 0 | 0 | 0 | 0 | 0 | 1 | 0 | 0 | 1 | |
| | Total | | 0 | 0 | 0 | 0 | 0 | 0 | 0 | 2 | 1 | 0 | 3 | No |
| 13.1322 Biology Teacher Education | 5 - Bachelor's degree | 1 | Men | 0 | 0 | 0 | 0 | 0 | 0 | 0 | 0 | 0 | 0 | |
| | Women | | 0 | 0 | 0 | 0 | 0 | 0 | 0 | 2 | 0 | 0 | 2 | |
| | Total | | 0 | 0 | 0 | 0 | 0 | 0 | 0 | 2 | 0 | 0 | 2 | No |
| 16.0501 German Language and Literature | 5 - Bachelor's degree | 1 | Men | 0 | 0 | 0 | 0 | 0 | 0 | 1 | 0 | 0 | 1 | |
| | Women | | 0 | 0 | 0 | 0 | 0 | 0 | 0 | 1 | 0 | 0 | 1 | |
| | Total | | 0 | 0 | 0 | 0 | 0 | 0 | 0 | 2 | 0 | 0 | 2 | No |
| 16.0901 French Language and Literature | 5 - Bachelor's degree | 1 | Men | 0 | 0 | 0 | 0 | 0 | 0 | 0 | 0 | 0 | 0 | |
| | Women | | 0 | 0 | 0 | 0 | 0 | 0 | 0 | 1 | 0 | 0 | 1 | |
| | Total | | 0 | 0 | 0 | 0 | 0 | 0 | 0 | 1 | 0 | 0 | 1 | No |
| 16.0901 French Language and Literature | 5 - Bachelor's degree | 2 | Men | 0 | 0 | 0 | 0 | 0 | 0 | 1 | 0 | 0 | 1 | |
| | Women | | 0 | 0 | 0 | 0 | 0 | 0 | 0 | 0 | 0 | 0 | 0 | |
| | Total | | 0 | 0 | 0 | 0 | 0 | 0 | 0 | 1 | 0 | 0 | 1 | No |
| 16.0905 Spanish Language and Literature | 5 - Bachelor's degree | 1 | Men | 0 | 0 | 0 | 0 | 0 | 0 | 0 | 0 | 0 | 0 | |
| | Women | | 0 | 0 | 0 | 0 | 0 | 0 | 0 | 3 | 0 | 0 | 3 | |
| | Total | | 0 | 0 | 0 | 0 | 0 | 0 | 0 | 3 | 0 | 0 | 3 | No |
| 16.0905 Spanish Language and Literature | 5 - Bachelor's degree | 2 | Men | 0 | 0 | 0 | 0 | 0 | 0 | 0 | 0 | 0 | 0 | |
| | Women | | 0 | 1 | 0 | 0 | 0 | 0 | 0 | 1 | 0 | 0 | 2 | |
| | Total | | 0 | 1 | 0 | 0 | 0 | 0 | 0 | 1 | 0 | 0 | 2 | No |
| 22.0302 Legal Assistant/Paralegal | 1 - Awards of less than 1 academic year | 1 | Men | 0 | 0 | 0 | 0 | 0 | 0 | 0 | 0 | 0 | 0 | |
| | Women | | 0 | 4 | 0 | 0 | 0 | 0 | 0 | 5 | 0 | 0 | 9 | |
| | Total | | 0 | 4 | 0 | 0 | 0 | 0 | 0 | 5 | 0 | 0 | 9 | No |
| 23.0101 English Language and Literature, General | 5 - Bachelor's degree | 1 | Men | 0 | 0 | 0 | 0 | 0 | 0 | 6 | 0 | 0 | 6 | |
| | Women | | 0 | 1 | 0 | 0 | 1 | 0 | 0 | 4 | 0 | 1 | 7 | |
| | Total | | 0 | 1 | 0 | 0 | 1 | 0 | 0 | 10 | 0 | 1 | 13 | No |

| CIPCODE | Award Level | Major | Gender | Non Resident Alien | Hispanic / Latino | American Indian or Alaska Native | Asian | Black or African American | Native Hawaiian or Other Pacific Islander | White | Two or more Races | Race/ ethnicity unknown | Total | distance education program |
|---|---|-------|--------|--------------------|-------------------|----------------------------------|-------|---------------------------|---|-------|-------------------|-------------------------|-------|----------------------------|
| 23.0101 English Language and Literature, General | 7 - Master's degree | 1 | Men | 0 | 1 | 0 | 0 | 0 | 0 | 4 | 0 | 0 | 5 | |
| | | | Women | 0 | 0 | 0 | 0 | 0 | 0 | 5 | 0 | 0 | 5 | |
| | | | Total | 0 | 1 | 0 | 0 | 0 | 0 | 9 | 0 | 0 | 10 | No |
| 24.0101 Liberal Arts and Sciences/Liberal Studies | 7 - Master's degree | 1 | Men | 0 | 0 | 0 | 1 | 0 | 0 | 1 | 3 | 0 | 5 | |
| | | | Women | 0 | 0 | 0 | 0 | 1 | 0 | 2 | 0 | 0 | 3 | |
| | | | Total | 0 | 0 | 0 | 1 | 1 | 0 | 3 | 3 | 0 | 8 | No |
| 24.0102 General Studies | 2 - Awards of at least 1 but less than 2 academic years | 1 | Men | 1 | 0 | 0 | 0 | 0 | 0 | 2 | 0 | 0 | 3 | |
| | | | Women | 0 | 0 | 0 | 0 | 0 | 0 | 4 | 0 | 0 | 4 | |
| | | | Total | 1 | 0 | 0 | 0 | 0 | 0 | 6 | 0 | 0 | 7 | No |
| 24.0102 General Studies | 6 - Postbaccalaureate certificates | 1 | Men | 2 | 0 | 0 | 0 | 0 | 0 | 0 | 0 | 0 | 2 | |
| | | | Women | 0 | 0 | 0 | 0 | 0 | 0 | 0 | 0 | 0 | 0 | |
| | | | Total | 2 | 0 | 0 | 0 | 0 | 0 | 0 | 0 | 0 | 2 | No |
| 24.0199 Liberal Arts and Sciences, General Studies and Humanities, Other | 5 - Bachelor's degree | 1 | Men | 0 | 1 | 0 | 0 | 2 | 0 | 24 | 1 | 0 | 28 | |
| | | | Women | 0 | 6 | 0 | 0 | 9 | 0 | 44 | 2 | 1 | 62 | |
| | | | Total | 0 | 7 | 0 | 0 | 11 | 0 | 68 | 3 | 1 | 90 | No |
| 26.0101 Biology/Biological Sciences, General | 5 - Bachelor's degree | 1 | Men | 1 | 2 | 0 | 0 | 0 | 0 | 7 | 0 | 0 | 10 | |
| | | | Women | 0 | 0 | 0 | 1 | 0 | 0 | 13 | 0 | 0 | 14 | |
| | | | Total | 1 | 2 | 0 | 1 | 0 | 0 | 20 | 0 | 0 | 24 | No |
| 26.0202 Biochemistry | 5 - Bachelor's degree | 1 | Men | 1 | 0 | 0 | 0 | 0 | 0 | 2 | 0 | 0 | 3 | |
| | | | Women | 0 | 0 | 0 | 0 | 0 | 0 | 3 | 1 | 0 | 4 | |
| | | | Total | 1 | 0 | 0 | 0 | 0 | 0 | 5 | 1 | 0 | 7 | No |
| 27.0101 Mathematics, General | 5 - Bachelor's degree | 1 | Men | 0 | 1 | 0 | 0 | 0 | 0 | 0 | 0 | 0 | 1 | |
| | | | Women | 0 | 0 | 0 | 0 | 0 | 0 | 2 | 0 | 0 | 2 | |
| | | | Total | 0 | 1 | 0 | 0 | 0 | 0 | 2 | 0 | 0 | 3 | No |
| 27.0301 Applied Mathematics, General | 5 - Bachelor's degree | 1 | Men | 0 | 0 | 0 | 0 | 0 | 0 | 4 | 0 | 0 | 4 | |
| | | | Women | 0 | 0 | 0 | 0 | 0 | 0 | 1 | 0 | 0 | 1 | |
| | | | Total | 0 | 0 | 0 | 0 | 0 | 0 | 5 | 0 | 0 | 5 | No |
| 30.0000 Multi-/Interdisciplinary Studies, General | 5 - Bachelor's degree | 1 | Men | 0 | 0 | 0 | 0 | 0 | 0 | 1 | 0 | 0 | 1 | |
| | | | Women | 0 | 0 | 0 | 0 | 1 | 0 | 0 | 0 | 0 | 1 | |
| | | | Total | 0 | 0 | 0 | 0 | 1 | 0 | 1 | 0 | 0 | 2 | No |
| 30.0801 Mathematics and Computer Science | 7 - Master's degree | 1 | Men | 2 | 0 | 0 | 0 | 0 | 0 | 1 | 0 | 0 | 3 | |
| | | | Women | 1 | 0 | 0 | 0 | 0 | 0 | 2 | 0 | 0 | 3 | |
| | | | Total | 3 | 0 | 0 | 0 | 0 | 0 | 3 | 0 | 0 | 6 | No |
| 30.3301 Sustainability Studies | 6 - Postbaccalaureate certificates | 1 | Men | 0 | 0 | 0 | 0 | 0 | 0 | 0 | 0 | 0 | 0 | |
| | | | Women | 0 | 0 | 0 | 0 | 0 | 0 | 1 | 0 | 0 | 1 | |
| | | | Total | 0 | 0 | 0 | 0 | 0 | 0 | 1 | 0 | 0 | 1 | No |
| 38.0101 Philosophy | 5 - Bachelor's degree | 1 | Men | 0 | 0 | 0 | 1 | 0 | 0 | 0 | 0 | 0 | 1 | |
| | | | Women | 0 | 0 | 0 | 0 | 0 | 0 | 0 | 0 | 0 | 0 | |
| | | | Total | 0 | 0 | 0 | 1 | 0 | 0 | 0 | 0 | 0 | 1 | No |
| 38.0101 Philosophy | 5 - Bachelor's degree | 2 | Men | 0 | 0 | 0 | 0 | 0 | 0 | 0 | 0 | 0 | 0 | |
| | | | Women | 0 | 0 | 0 | 0 | 0 | 0 | 1 | 0 | 0 | 1 | |
| | | | Total | 0 | 0 | 0 | 0 | 0 | 0 | 1 | 0 | 0 | 1 | No |
| 40.0501 Chemistry, General | 5 - Bachelor's degree | 1 | Men | 0 | 0 | 0 | 0 | 0 | 0 | 1 | 0 | 0 | 1 | |
| | | | Women | 0 | 0 | 0 | 0 | 0 | 0 | 2 | 0 | 0 | 2 | |
| | | | Total | 0 | 0 | 0 | 0 | 0 | 0 | 3 | 0 | 0 | 3 | No |

| CIPCODE | Award Level | Major | Gender | Non Resident Alien | Hispanic / Latino | American Indian or Alaska Native | Asian | Black or African American | Native Hawaiian or Other Pacific Islander | White | Two or more Races | Race/ ethnicity unknown | Total | distance education program |
|--|-----------------------|-------|--------|--------------------|-------------------|----------------------------------|-------|---------------------------|---|-------|-------------------|-------------------------|-------|----------------------------|
| 40.0801 Physics, General | 5 - Bachelor's degree | 1 | Men | 0 | 0 | 0 | 0 | 0 | 0 | 4 | 0 | 0 | 4 | |
| | | | Women | 0 | 0 | 0 | 0 | 0 | 0 | 2 | 0 | 0 | 2 | |
| | | | Total | 0 | 0 | 0 | 0 | 0 | 0 | 6 | 0 | 0 | 6 | No |
| 42.0101 Psychology, General | 5 - Bachelor's degree | 1 | Men | 1 | 1 | 0 | 0 | 0 | 0 | 11 | 1 | 0 | 14 | |
| | | | Women | 0 | 3 | 0 | 0 | 4 | 0 | 28 | 0 | 1 | 36 | |
| | | | Total | 1 | 4 | 0 | 0 | 4 | 0 | 39 | 1 | 1 | 50 | No |
| 42.0101 Psychology, General | 5 - Bachelor's degree | 2 | Men | 0 | 0 | 0 | 0 | 0 | 0 | 0 | 0 | 0 | 0 | |
| | | | Women | 0 | 0 | 0 | 0 | 0 | 0 | 2 | 0 | 0 | 2 | |
| | | | Total | 0 | 0 | 0 | 0 | 0 | 0 | 2 | 0 | 0 | 2 | No |
| 43.0104 Criminal Justice/Safety Studies | 5 - Bachelor's degree | 1 | Men | 0 | 2 | 0 | 0 | 0 | 0 | 13 | 1 | 0 | 16 | |
| | | | Women | 0 | 3 | 0 | 0 | 6 | 0 | 10 | 1 | 0 | 20 | |
| | | | Total | 0 | 5 | 0 | 0 | 6 | 0 | 23 | 2 | 0 | 36 | No |
| 44.0401 Public Administration | 7 - Master's degree | 1 | Men | 0 | 0 | 0 | 0 | 0 | 0 | 2 | 0 | 0 | 2 | |
| | | | Women | 2 | 0 | 0 | 0 | 2 | 0 | 3 | 0 | 0 | 7 | |
| | | | Total | 2 | 0 | 0 | 0 | 2 | 0 | 5 | 0 | 0 | 9 | No |
| 44.0701 Social Work | 5 - Bachelor's degree | 1 | Men | 0 | 0 | 0 | 0 | 2 | 0 | 2 | 0 | 0 | 4 | |
| | | | Women | 0 | 5 | 0 | 0 | 4 | 0 | 29 | 3 | 0 | 41 | |
| | | | Total | 0 | 5 | 0 | 0 | 6 | 0 | 31 | 3 | 0 | 45 | No |
| 45.0201 Anthropology | 5 - Bachelor's degree | 1 | Men | 0 | 0 | 0 | 0 | 0 | 0 | 3 | 0 | 0 | 3 | |
| | | | Women | 0 | 1 | 0 | 0 | 0 | 0 | 3 | 0 | 0 | 4 | |
| | | | Total | 0 | 1 | 0 | 0 | 0 | 0 | 6 | 0 | 0 | 7 | No |
| 45.0601 Economics, General | 5 - Bachelor's degree | 1 | Men | 1 | 0 | 0 | 0 | 0 | 0 | 2 | 0 | 0 | 3 | |
| | | | Women | 1 | 0 | 0 | 0 | 0 | 0 | 0 | 0 | 0 | 1 | |
| | | | Total | 2 | 0 | 0 | 0 | 0 | 0 | 2 | 0 | 0 | 4 | No |
| 45.1001 Political Science and Government, General | 5 - Bachelor's degree | 1 | Men | 1 | 0 | 0 | 0 | 0 | 0 | 1 | 0 | 0 | 2 | |
| | | | Women | 2 | 1 | 0 | 0 | 0 | 0 | 3 | 0 | 0 | 6 | |
| | | | Total | 3 | 1 | 0 | 0 | 0 | 0 | 4 | 0 | 0 | 8 | No |
| 45.1001 Political Science and Government, General | 5 - Bachelor's degree | 2 | Men | 0 | 0 | 0 | 0 | 0 | 0 | 1 | 0 | 0 | 1 | |
| | | | Women | 0 | 0 | 0 | 0 | 0 | 0 | 1 | 0 | 0 | 1 | |
| | | | Total | 0 | 0 | 0 | 0 | 0 | 0 | 2 | 0 | 0 | 2 | No |
| 45.1101 Sociology | 5 - Bachelor's degree | 1 | Men | 0 | 0 | 0 | 0 | 0 | 0 | 0 | 0 | 0 | 0 | |
| | | | Women | 0 | 1 | 0 | 0 | 0 | 0 | 5 | 0 | 1 | 7 | |
| | | | Total | 0 | 1 | 0 | 0 | 0 | 0 | 5 | 0 | 1 | 7 | No |
| 50.0501 Drama and Dramatics/Theatre Arts, General | 5 - Bachelor's degree | 1 | Men | 0 | 0 | 0 | 0 | 0 | 0 | 0 | 0 | 0 | 0 | |
| | | | Women | 0 | 1 | 0 | 0 | 0 | 0 | 1 | 0 | 0 | 2 | |
| | | | Total | 0 | 1 | 0 | 0 | 0 | 0 | 1 | 0 | 0 | 2 | No |
| 50.0599 Dramatic/Theatre Arts and Stagecraft, Other | 5 - Bachelor's degree | 1 | Men | 0 | 0 | 0 | 0 | 0 | 0 | 3 | 0 | 0 | 3 | |
| | | | Women | 0 | 0 | 0 | 0 | 0 | 0 | 2 | 0 | 0 | 2 | |
| | | | Total | 0 | 0 | 0 | 0 | 0 | 0 | 5 | 0 | 0 | 5 | No |
| 50.0702 Fine/Studio Arts, General | 5 - Bachelor's degree | 1 | Men | 0 | 0 | 0 | 0 | 1 | 0 | 2 | 0 | 0 | 3 | |
| | | | Women | 0 | 1 | 0 | 0 | 0 | 0 | 7 | 0 | 0 | 8 | |
| | | | Total | 0 | 1 | 0 | 0 | 1 | 0 | 9 | 0 | 0 | 11 | No |
| 50.0903 Music Performance, General | 5 - Bachelor's degree | 1 | Men | 0 | 0 | 0 | 0 | 0 | 0 | 1 | 0 | 0 | 1 | |
| | | | Women | 0 | 0 | 0 | 0 | 0 | 0 | 0 | 0 | 0 | 0 | |
| | | | Total | 0 | 0 | 0 | 0 | 0 | 0 | 1 | 0 | 0 | 1 | No |

| CIPCODE | Award Level | Major | Gender | Non Resident Alien | Hispanic / Latino | American Indian or Alaska Native | Asian | Black or African American | Native Hawaiian or Other Pacific Islander | White | Two or more Races | Race/ ethnicity unknown | Total | distance education program | |
|--|------------------------------------|-------|--------|--------------------|-------------------|----------------------------------|-------|---------------------------|---|-------|-------------------|-------------------------|-------|----------------------------|-----|
| 50.0903 Music Performance, General | 7 - Master's degree | 1 | Men | 0 | 0 | 0 | 0 | 1 | 0 | 0 | 0 | 0 | 1 | | |
| | | | Women | 1 | 0 | 0 | 0 | 0 | 0 | 0 | 0 | 0 | 0 | 1 | |
| | | | Total | 1 | 0 | 0 | 0 | 1 | 0 | 0 | 0 | 0 | 0 | 2 | No |
| 51.0001 Health and Wellness, General | 5 - Bachelor's degree | 1 | Men | 0 | 0 | 0 | 0 | 0 | 0 | 0 | 0 | 0 | 0 | | |
| | | | Women | 0 | 2 | 0 | 0 | 0 | 0 | 5 | 0 | 0 | 0 | 7 | |
| | | | Total | 0 | 2 | 0 | 0 | 0 | 0 | 5 | 0 | 0 | 0 | 7 | No |
| 51.0602 Dental Hygiene/Hygienist | 5 - Bachelor's degree | 1 | Men | 0 | 0 | 0 | 0 | 0 | 0 | 0 | 0 | 0 | 0 | | |
| | | | Women | 0 | 2 | 0 | 1 | 1 | 0 | 17 | 0 | 0 | 0 | 21 | |
| | | | Total | 0 | 2 | 0 | 1 | 1 | 0 | 17 | 0 | 0 | 0 | 21 | No |
| 51.0907 Medical Radiologic Technology/Science - Radiation Therapist | 5 - Bachelor's degree | 1 | Men | 0 | 0 | 0 | 0 | 0 | 0 | 1 | 0 | 0 | 1 | | |
| | | | Women | 1 | 1 | 0 | 0 | 0 | 0 | 4 | 0 | 0 | 0 | 6 | |
| | | | Total | 1 | 1 | 0 | 0 | 0 | 0 | 5 | 0 | 0 | 0 | 7 | No |
| 51.0911 Radiologic Technology/Science - Radiographer | 3 - Associate's degree | 1 | Men | 0 | 0 | 0 | 0 | 0 | 0 | 0 | 0 | 0 | 0 | | |
| | | | Women | 0 | 0 | 0 | 0 | 1 | 0 | 9 | 0 | 0 | 0 | 10 | |
| | | | Total | 0 | 0 | 0 | 0 | 1 | 0 | 9 | 0 | 0 | 0 | 10 | No |
| 51.2211 Health Services Administration | 5 - Bachelor's degree | 1 | Men | 1 | 0 | 0 | 0 | 0 | 0 | 3 | 0 | 0 | 4 | | |
| | | | Women | 0 | 1 | 0 | 0 | 0 | 0 | 7 | 0 | 0 | 0 | 8 | |
| | | | Total | 1 | 1 | 0 | 0 | 0 | 0 | 10 | 0 | 0 | 0 | 12 | No |
| 51.3801 Registered Nursing/Registered Nurse | 5 - Bachelor's degree | 1 | Men | 0 | 0 | 0 | 0 | 2 | 0 | 14 | 0 | 0 | 16 | | |
| | | | Women | 1 | 4 | 0 | 1 | 6 | 0 | 69 | 0 | 2 | 0 | 83 | |
| | | | Total | 1 | 4 | 0 | 1 | 8 | 0 | 83 | 0 | 2 | 0 | 99 | Yes |
| 51.3805 Family Practice Nurse/Nursing | 7 - Master's degree | 1 | Men | 0 | 0 | 0 | 0 | 0 | 0 | 0 | 0 | 0 | 0 | | |
| | | | Women | 0 | 1 | 0 | 0 | 1 | 0 | 10 | 1 | 0 | 0 | 13 | |
| | | | Total | 0 | 1 | 0 | 0 | 1 | 0 | 10 | 1 | 0 | 0 | 13 | No |
| 52.0101 Business/Commerce, General | 3 - Associate's degree | 1 | Men | 0 | 0 | 0 | 0 | 0 | 0 | 0 | 0 | 0 | 0 | | |
| | | | Women | 0 | 0 | 0 | 0 | 0 | 0 | 1 | 0 | 0 | 0 | 1 | |
| | | | Total | 0 | 0 | 0 | 0 | 0 | 0 | 1 | 0 | 0 | 0 | 1 | No |
| 52.0101 Business/Commerce, General | 5 - Bachelor's degree | 1 | Men | 6 | 9 | 0 | 4 | 4 | 0 | 76 | 3 | 1 | 103 | | |
| | | | Women | 6 | 6 | 0 | 1 | 1 | 0 | 50 | 1 | 1 | 0 | 66 | |
| | | | Total | 12 | 15 | 0 | 5 | 5 | 0 | 126 | 4 | 2 | 0 | 169 | No |
| 52.0101 Business/Commerce, General | 6 - Postbaccalaureate certificates | 1 | Men | 1 | 0 | 0 | 0 | 0 | 0 | 1 | 0 | 0 | 2 | | |
| | | | Women | 0 | 0 | 0 | 0 | 0 | 0 | 2 | 0 | 0 | 0 | 2 | |
| | | | Total | 1 | 0 | 0 | 0 | 0 | 0 | 3 | 0 | 0 | 0 | 4 | No |
| 52.0101 Business/Commerce, General | 7 - Master's degree | 1 | Men | 3 | 1 | 0 | 0 | 1 | 0 | 12 | 0 | 0 | 17 | | |
| | | | Women | 2 | 0 | 0 | 0 | 0 | 0 | 8 | 0 | 0 | 0 | 10 | |
| | | | Total | 5 | 1 | 0 | 0 | 1 | 0 | 20 | 0 | 0 | 0 | 27 | No |
| 52.0301 Accounting | 7 - Master's degree | 1 | Men | 0 | 1 | 0 | 0 | 0 | 0 | 1 | 0 | 0 | 2 | | |
| | | | Women | 9 | 0 | 0 | 0 | 0 | 0 | 2 | 0 | 0 | 0 | 11 | |
| | | | Total | 9 | 1 | 0 | 0 | 0 | 0 | 3 | 0 | 0 | 0 | 13 | No |
| 52.1304 Actuarial Science | 5 - Bachelor's degree | 1 | Men | 1 | 0 | 0 | 0 | 0 | 0 | 3 | 0 | 0 | 4 | | |
| | | | Women | 0 | 0 | 0 | 0 | 1 | 0 | 0 | 0 | 0 | 0 | 1 | |
| | | | Total | 1 | 0 | 0 | 0 | 1 | 0 | 3 | 0 | 0 | 0 | 5 | No |
| 54.0101 History, General | 5 - Bachelor's degree | 1 | Men | 0 | 1 | 0 | 0 | 0 | 0 | 2 | 1 | 0 | 4 | | |
| | | | Women | 0 | 0 | 0 | 0 | 0 | 0 | 3 | 0 | 0 | 0 | 3 | |

| CIPCODE | Award Level | Major | Gender | Non Resident Alien | Hispanic / Latino | American Indian or Alaska Native | Asian | Black or African American | Native Hawaiian or Other Pacific Islander | White | Two or more Races | Race/ ethnicity unknown | Total | distance education program |
|---------|-------------|-------|--------|--------------------|-------------------|----------------------------------|-------|---------------------------|---|-------|-------------------|-------------------------|-------|----------------------------|
| | | | Total | 0 | 1 | 0 | 0 | 0 | 0 | 5 | 1 | 0 | 7 | No |

Completions: total by first major

| 99.0000 Summary Grand Totals | Award Level | Nonresident alien | Hispanic Latino | American Indian or Alaska Native | Asian | Black or African American | Native Hawaiian or Other Pacific Islander | White | Two or more Races | Race/ethnicity unknown | Total | PY Total |
|--|-------------|-------------------|-----------------|----------------------------------|-------|---------------------------|---|-------|-------------------|------------------------|-------|----------|
| Awards of less than 1 academic year | 1 | | | | | | | | | | | |
| Men | | 0 | 0 | 0 | 0 | 0 | 0 | 4 | 0 | 0 | 4 | 5 |
| Women | | 0 | 4 | 0 | 0 | 0 | 0 | 5 | 0 | 0 | 9 | 8 |
| Total | | 0 | 4 | 0 | 0 | 0 | 0 | 9 | 0 | 0 | 13 | 13 |
| Awards of at least 1 but less than 2 academic years | 2 | | | | | | | | | | | |
| Men | | 1 | 0 | 0 | 0 | 0 | 0 | 2 | 0 | 0 | 3 | 2 |
| Women | | 0 | 0 | 0 | 0 | 0 | 0 | 4 | 0 | 0 | 4 | 0 |
| Total | | 1 | 0 | 0 | 0 | 0 | 0 | 6 | 0 | 0 | 7 | 2 |
| Associate's degree | 3 | | | | | | | | | | | |
| Men | | 0 | 0 | 0 | 0 | 0 | 0 | 0 | 0 | 0 | 0 | 3 |
| Women | | 0 | 0 | 0 | 0 | 1 | 0 | 10 | 0 | 0 | 11 | 11 |
| Total | | 0 | 0 | 0 | 0 | 1 | 0 | 10 | 0 | 0 | 11 | 14 |
| Bachelor's degree | 5 | | | | | | | | | | | |
| Men | | 14 | 19 | 0 | 5 | 12 | 0 | 232 | 12 | 2 | 296 | 253 |
| Women | | 11 | 43 | 0 | 5 | 37 | 0 | 399 | 9 | 8 | 512 | 515 |
| Total | | 25 | 62 | 0 | 10 | 49 | 0 | 631 | 21 | 10 | 808 | 768 |
| Postbaccalaureate certificates | 6 | | | | | | | | | | | |
| Men | | 3 | 0 | 0 | 0 | 0 | 0 | 2 | 0 | 0 | 5 | 9 |
| Women | | 0 | 0 | 0 | 0 | 0 | 0 | 3 | 0 | 0 | 3 | 7 |
| Total | | 3 | 0 | 0 | 0 | 0 | 0 | 5 | 0 | 0 | 8 | 16 |
| Master's degree | 7 | | | | | | | | | | | |
| Men | | 5 | 3 | 0 | 1 | 2 | 0 | 27 | 3 | 0 | 41 | 63 |
| Women | | 16 | 1 | 0 | 0 | 8 | 0 | 49 | 1 | 0 | 75 | 86 |
| Total | | 21 | 4 | 0 | 1 | 10 | 0 | 76 | 4 | 0 | 116 | 149 |

| | | | | | | | | | | | | |
|-------------------|--|----|----|---|----|----|---|-----|----|----|-----|-----|
| Grand Total Men | | 23 | 22 | 0 | 6 | 14 | 0 | 267 | 15 | 2 | 349 | 335 |
| Grand Total Women | | 27 | 48 | 0 | 5 | 46 | 0 | 470 | 10 | 8 | 614 | 627 |
| Grand Total | | 50 | 70 | 0 | 11 | 60 | 0 | 737 | 25 | 10 | 963 | 962 |

| | | | | | | | | | | | | |
|----------------------|--|----|----|---|----|----|---|-----|----|----|--|-----|
| PY Grand Total Men | | 22 | 16 | 1 | 8 | 32 | 0 | 240 | 12 | 4 | | 335 |
| PY Grand Total Women | | 39 | 39 | 2 | 10 | 41 | 0 | 468 | 16 | 12 | | 627 |
| PY Grand Total | | 61 | 55 | 3 | 18 | 73 | 0 | 708 | 28 | 16 | | 962 |

Completions: total by second major

| 99.0000 Summary Grand Totals | Award Level | Nonresident alien | Hispanic Latino | American Indian or Alaska Native | Asian | Black or African American | Native Hawaiian or Other Pacific Islander | White | Two or more Races | Race/ethnicity unknown | Total | PY Total |
|------------------------------|-------------|-------------------|-----------------|----------------------------------|-------|---------------------------|---|-------|-------------------|------------------------|-------|----------|
| Bachelor's degree | 5 | | | | | | | | | | | |
| Men | | 0 | 0 | 0 | 0 | 0 | 0 | 2 | 0 | 0 | 2 | 3 |
| Women | | 0 | 1 | 0 | 0 | 0 | 0 | 5 | 0 | 0 | 6 | 2 |
| Total | | 0 | 1 | 0 | 0 | 0 | 0 | 7 | 0 | 0 | 8 | 5 |

| | | | | | | | | | | | | |
|-------------------|--|---|---|---|---|---|---|---|---|---|---|---|
| Grand Total Men | | 0 | 0 | 0 | 0 | 0 | 0 | 2 | 0 | 0 | 2 | 3 |
| Grand Total Women | | 0 | 1 | 0 | 0 | 0 | 0 | 5 | 0 | 0 | 6 | 2 |
| Grand Total | | 0 | 1 | 0 | 0 | 0 | 0 | 7 | 0 | 0 | 8 | 5 |

| | | | | | | | | | | | | |
|----------------------|--|---|---|---|---|---|---|---|---|---|--|---|
| PY Grand Total Men | | 0 | 0 | 0 | 0 | 0 | 0 | 3 | 0 | 0 | | 3 |
| PY Grand Total Women | | 0 | 0 | 0 | 0 | 0 | 0 | 2 | 0 | 0 | | 2 |
| PY Grand Total | | 0 | 0 | 0 | 0 | 0 | 0 | 5 | 0 | 0 | | 5 |

All Completers

Institutions must report the following information. (Some data will be pre-populated from the completions by CIP code data.)

All Completers

Number of students by gender and race and ethnicity earning an award between July 1, 2016 and June 30, 2017. Count each student only once, regardless of how many awards he/she earned. The intent of this screen is to collect an unduplicated count of total numbers of *completers*.

- Report Hispanic/Latino individuals of any race as Hispanic/Latino
- Report race for non-Hispanic/Latino individuals only

| | Men | | Women | | Total Students |
|--|----------------------------------|--------------|----------------------------------|--------------|----------------|
| | Number of Students | Total Awards | Number of Students | Total Awards | |
| <u>Nonresident alien</u> | <input type="text" value="23"/> | 23 | <input type="text" value="26"/> | 27 | 49 |
| <u>Hispanic/Latino</u> | <input type="text" value="22"/> | 22 | <input type="text" value="44"/> | 48 | 66 |
| <u>American Indian or Alaska Native</u> | <input type="text" value="0"/> | 0 | <input type="text" value="0"/> | 0 | 0 |
| <u>Asian</u> | <input type="text" value="6"/> | 6 | <input type="text" value="5"/> | 5 | 11 |
| <u>Black or African American</u> | <input type="text" value="14"/> | 14 | <input type="text" value="46"/> | 46 | 60 |
| <u>Native Hawaiian or Other Pacific Islander</u> | <input type="text" value="0"/> | 0 | <input type="text" value="0"/> | 0 | 0 |
| <u>White</u> | <input type="text" value="263"/> | 267 | <input type="text" value="463"/> | 470 | 726 |
| <u>Two or more races</u> | <input type="text" value="15"/> | 15 | <input type="text" value="10"/> | 10 | 25 |
| <u>Race and ethnicity unknown</u> | <input type="text" value="2"/> | 2 | <input type="text" value="8"/> | 8 | 10 |
| TOTAL | 345 | 349 | 602 | 614 | 947 |
| PY TOTAL | 325 | | 618 | | 943 |

Completers by Level

Institutions must report the number of students who earned an award by level. This screen will be shown for each of the following consolidated award levels for which there is a reported completion:

- Postsecondary awards, certificates, or diplomas of **less than 1 academic year**
 - Less than 900 contact or clock hours, or
 - Less than 30 SEMESTER or TRIMESTER credit hours, or
 - Less than 45 QUARTER credit hours
- Postsecondary awards, certificates, or diplomas of **at least 1 but less than 4 academic years**
 - 900 or more contact or clock hours, or
 - 30 or more SEMESTER or TRIMESTER credit hours, or
 - 45 or more QUARTER credit hours
- Associate's degrees
- Bachelor's degrees
- Master's degrees
- Doctor's degrees
- Postbaccalaureate and post-master's certificates

Postsecondary award, certificate, or diploma of less than 1 academic year:

Less than 900 contact or clock hours, or less than 30 semester or trimester credit hours, or less than 45 quarter credit hours

Number of students by gender, by race and ethnicity, and by age earning this award between July 1, 2016 and June 30, 2017. Each student should be counted once per award level. For example, if a student earned a master's degree and a doctor's degree, he/she should be counted once in master's and once in doctor's. A student earning two master's degrees should be counted only once.

- Report Hispanic/Latino individuals of any race as Hispanic/Latino
- Report race for non-Hispanic/Latino individuals only


| | Number of Students | Total Awards |
|------------------|--------------------------------|--------------|
| By Gender | | |
| Men | <input type="text" value="3"/> | 4 |
| Women | <input type="text" value="9"/> | 9 |
| TOTAL | 12 | 13 |
| PY TOTAL | 13 | |

By Race/Ethnicity

| | | |
|--------------------------|--------------------------------|---|
| <u>Nonresident alien</u> | <input type="text" value="0"/> | 0 |
| <u>Hispanic/Latino</u> | <input type="text" value="4"/> | 4 |

| | | |
|--|--------------------------------|-----------|
| <u>American Indian or Alaska Native</u> | <input type="text" value="0"/> | 0 |
| <u>Asian</u> | <input type="text" value="0"/> | 0 |
| <u>Black or African American</u> | <input type="text" value="0"/> | 0 |
| <u>Native Hawaiian or Other Pacific Islander</u> | <input type="text" value="0"/> | 0 |
| <u>White</u> | <input type="text" value="8"/> | 9 |
| Two or more races | <input type="text" value="0"/> | 0 |
| <u>Race and ethnicity unknown</u> | <input type="text" value="0"/> | 0 |
| TOTAL | 12 | 13 |

| | | |
|--|--|--|
| | | |
|--|--|--|

 **By Age**

| | | |
|--------------|--------------------------------|-----------|
| Under 18 | <input type="text" value="0"/> | |
| 18-24 | <input type="text" value="6"/> | |
| 25-39 | <input type="text" value="3"/> | |
| 40 and Above | <input type="text" value="3"/> | |
| Age Unknown | <input type="text" value="0"/> | |
| TOTAL | 12 | 13 |

Completers by Level

Institutions must report the number of students who earned an award by level. This screen will be shown for each of the following consolidated award levels for which there is a reported completion:

- Postsecondary awards, certificates, or diplomas of **less than 1 academic year**
 - Less than 900 contact or clock hours, or
 - Less than 30 SEMESTER or TRIMESTER credit hours, or
 - Less than 45 QUARTER credit hours
- Postsecondary awards, certificates, or diplomas of **at least 1 but less than 4 academic years**
 - 900 or more contact or clock hours, or
 - 30 or more SEMESTER or TRIMESTER credit hours, or
 - 45 or more QUARTER credit hours
- Associate's degrees
- Bachelor's degrees
- Master's degrees
- Doctor's degrees
- Postbaccalaureate and post-master's certificates

**Postsecondary award, certificate, or diploma of at least 1 but less than 4 academic years:
900 or more contact or clock hours, or 30 or more semester or trimester credit hours, or 45 or more quarter credit hours**

Number of students by gender, by race and ethnicity, and by age earning this award between July 1, 2016 and June 30, 2017. Each student should be counted once per award level. For example, if a student earned a master's degree and a doctor's degree, he/she should be counted once in master's and once in doctor's. A student earning two master's degrees should be counted only once.

- Report Hispanic/Latino individuals of any race as Hispanic/Latino
- Report race for non-Hispanic/Latino individuals only

| | Number of Students | Total Awards |
|------------------|--------------------------------|--------------|
| By Gender | | |
| Men | <input type="text" value="2"/> | 3 |
| Women | <input type="text" value="4"/> | 4 |
| TOTAL | 6 | 7 |
| PY TOTAL | 2 | |

| | | |
|--------------------------|--------------------------------|---|
| By Race/Ethnicity | | |
| <u>Nonresident alien</u> | <input type="text" value="1"/> | 1 |
| <u>Hispanic/Latino</u> | <input type="text" value="0"/> | 0 |

| | | |
|--|--------------------------------|----------|
| <u>American Indian or Alaska Native</u> | <input type="text" value="0"/> | 0 |
| <u>Asian</u> | <input type="text" value="0"/> | 0 |
| <u>Black or African American</u> | <input type="text" value="0"/> | 0 |
| <u>Native Hawaiian or Other Pacific Islander</u> | <input type="text" value="0"/> | 0 |
| <u>White</u> | <input type="text" value="5"/> | 6 |
| Two or more races | <input type="text" value="0"/> | 0 |
| <u>Race and ethnicity unknown</u> | <input type="text" value="0"/> | 0 |
| TOTAL | 6 | 7 |

 **By Age**

| | | |
|--------------|--------------------------------|----------|
| Under 18 | <input type="text" value="0"/> | |
| 18-24 | <input type="text" value="3"/> | |
| 25-39 | <input type="text" value="2"/> | |
| 40 and Above | <input type="text" value="1"/> | |
| Age Unknown | <input type="text" value="0"/> | |
| TOTAL | 6 | 7 |

Completers by Level

Institutions must report the number of students who earned an award by level. This screen will be shown for each of the following consolidated award levels for which there is a reported completion:

- Postsecondary awards, certificates, or diplomas of **less than 1 academic year**
 - Less than 900 contact or clock hours, or
 - Less than 30 SEMESTER or TRIMESTER credit hours, or
 - Less than 45 QUARTER credit hours
- Postsecondary awards, certificates, or diplomas of **at least 1 but less than 4 academic years**
 - 900 or more contact or clock hours, or
 - 30 or more SEMESTER or TRIMESTER credit hours, or
 - 45 or more QUARTER credit hours
- Associate's degrees
- Bachelor's degrees
- Master's degrees
- Doctor's degrees
- Postbaccalaureate and post-master's certificates

Associate's degrees

Number of students by gender, by race and ethnicity, and by age earning this award between July 1, 2016 and June 30, 2017. Each student should be counted once per award level. For example, if a student earned a master's degree and a doctor's degree, he/she should be counted once in master's and once in doctor's. A student earning two master's degrees should be counted only once.

- Report Hispanic/Latino individuals of any race as Hispanic/Latino
- Report race for non-Hispanic/Latino individuals only

| | Number of Students | Total Awards |
|------------------|---------------------------------|--------------|
| By Gender | | |
| Men | <input type="text" value="0"/> | 0 |
| Women | <input type="text" value="11"/> | 11 |
| TOTAL | 11 | 11 |
| PY TOTAL | 14 | |

By Race/Ethnicity

| | | |
|---|--------------------------------|---|
| <u>Nonresident alien</u> | <input type="text" value="0"/> | 0 |
| <u>Hispanic/Latino</u> | <input type="text" value="0"/> | 0 |
| <u>American Indian or Alaska Native</u> | <input type="text" value="0"/> | 0 |

| | | |
|--|---------------------------------|-----------|
| <u>Asian</u> | <input type="text" value="0"/> | 0 |
| <u>Black or African American</u> | <input type="text" value="1"/> | 1 |
| <u>Native Hawaiian or Other Pacific Islander</u> | <input type="text" value="0"/> | 0 |
| <u>White</u> | <input type="text" value="10"/> | 10 |
| Two or more races | <input type="text" value="0"/> | 0 |
| <u>Race and ethnicity unknown</u> | <input type="text" value="0"/> | 0 |
| TOTAL | 11 | 11 |

By Age

| | | |
|---------------|--------------------------------|-----------|
| By Age | | |
| Under 18 | <input type="text" value="0"/> | |
| 18-24 | <input type="text" value="4"/> | |
| 25-39 | <input type="text" value="5"/> | |
| 40 and Above | <input type="text" value="2"/> | |
| Age Unknown | <input type="text" value="0"/> | |
| TOTAL | 11 | 11 |

Completers by Level

Institutions must report the number of students who earned an award by level. This screen will be shown for each of the following consolidated award levels for which there is a reported completion:

- Postsecondary awards, certificates, or diplomas of **less than 1 academic year**
 - Less than 900 contact or clock hours, or
 - Less than 30 SEMESTER or TRIMESTER credit hours, or
 - Less than 45 QUARTER credit hours
- Postsecondary awards, certificates, or diplomas of **at least 1 but less than 4 academic years**
 - 900 or more contact or clock hours, or
 - 30 or more SEMESTER or TRIMESTER credit hours, or
 - 45 or more QUARTER credit hours
- Associate's degrees
- Bachelor's degrees
- Master's degrees
- Doctor's degrees
- Postbaccalaureate and post-master's certificates

Bachelor's degrees

Number of students by gender, by race and ethnicity, and by age earning this award between July 1, 2016 and June 30, 2017. Each student should be counted once per award level. For example, if a student earned a master's degree and a doctor's degree, he/she should be counted once in master's and once in doctor's. A student earning two master's degrees should be counted only once.

- Report Hispanic/Latino individuals of any race as Hispanic/Latino
- Report race for non-Hispanic/Latino individuals only

| | Number of Students | Total Awards |
|------------------|----------------------------------|--------------|
| By Gender | | |
| Men | <input type="text" value="295"/> | 296 |
| Women | <input type="text" value="509"/> | 512 |
| TOTAL | 804 | 808 |
| PY TOTAL | 762 | |

By Race/Ethnicity

| | | |
|---|---------------------------------|----|
| <u>Nonresident alien</u> | <input type="text" value="25"/> | 25 |
| <u>Hispanic/Latino</u> | <input type="text" value="61"/> | 62 |
| <u>American Indian or Alaska Native</u> | <input type="text" value="0"/> | 0 |

| | | |
|--|----------------------------------|-----|
| <u>Asian</u> | <input type="text" value="10"/> | 10 |
| <u>Black or African American</u> | <input type="text" value="49"/> | 49 |
| <u>Native Hawaiian or Other Pacific Islander</u> | <input type="text" value="0"/> | 0 |
| <u>White</u> | <input type="text" value="628"/> | 631 |
| Two or more races | <input type="text" value="21"/> | 21 |
| <u>Race and ethnicity unknown</u> | <input type="text" value="10"/> | 10 |
| TOTAL | 804 | 808 |

 **By Age**

| | | |
|--------------|----------------------------------|-----|
| Under 18 | <input type="text" value="0"/> | |
| 18-24 | <input type="text" value="448"/> | |
| 25-39 | <input type="text" value="295"/> | |
| 40 and Above | <input type="text" value="61"/> | |
| Age Unknown | <input type="text" value="0"/> | |
| TOTAL | 804 | 808 |

Completers by Level

Institutions must report the number of students who earned an award by level. This screen will be shown for each of the following consolidated award levels for which there is a reported completion:

- Postsecondary awards, certificates, or diplomas of **less than 1 academic year**
 - Less than 900 contact or clock hours, or
 - Less than 30 SEMESTER or TRIMESTER credit hours, or
 - Less than 45 QUARTER credit hours
- Postsecondary awards, certificates, or diplomas of **at least 1 but less than 4 academic years**
 - 900 or more contact or clock hours, or
 - 30 or more SEMESTER or TRIMESTER credit hours, or
 - 45 or more QUARTER credit hours
- Associate's degrees
- Bachelor's degrees
- Master's degrees
- Doctor's degrees
- Postbaccalaureate and post-master's certificates

Master's degrees

Number of students by gender, by race and ethnicity, and by age earning this award between July 1, 2016 and June 30, 2017. Each student should be counted once per award level. For example, if a student earned a master's degree and a doctor's degree, he/she should be counted once in master's and once in doctor's. A student earning two master's degrees should be counted only once.


- Report Hispanic/Latino individuals of any race as Hispanic/Latino
- Report race for non-Hispanic/Latino individuals only

| | Number of Students | Total Awards |
|------------------|---------------------------------|--------------|
| By Gender | | |
| Men | <input type="text" value="41"/> | 41 |
| Women | <input type="text" value="74"/> | 75 |
| TOTAL | 115 | 116 |
| PY TOTAL | 148 | |

By Race/Ethnicity

| | | |
|---|---------------------------------|----|
| <u>Nonresident alien</u> | <input type="text" value="20"/> | 21 |
| <u>Hispanic/Latino</u> | <input type="text" value="4"/> | 4 |
| <u>American Indian or Alaska Native</u> | <input type="text" value="0"/> | 0 |

| | | |
|--|---------------------------------|-----|
| <u>Asian</u> | <input type="text" value="1"/> | 1 |
| <u>Black or African American</u> | <input type="text" value="10"/> | 10 |
| <u>Native Hawaiian or Other Pacific Islander</u> | <input type="text" value="0"/> | 0 |
| <u>White</u> | <input type="text" value="76"/> | 76 |
| Two or more races | <input type="text" value="4"/> | 4 |
| <u>Race and ethnicity unknown</u> | <input type="text" value="0"/> | 0 |
| TOTAL | 115 | 116 |



| | | |
|---------------|---------------------------------|-----|
| By Age | | |
| Under 18 | <input type="text" value="0"/> | |
| 18-24 | <input type="text" value="12"/> | |
| 25-39 | <input type="text" value="77"/> | |
| 40 and Above | <input type="text" value="26"/> | |
| Age Unknown | <input type="text" value="0"/> | |
| TOTAL | 115 | 116 |

Completers by Level

Institutions must report the number of students who earned an award by level. This screen will be shown for each of the following consolidated award levels for which there is a reported completion:

- Postsecondary awards, certificates, or diplomas of **less than 1 academic year**
 - Less than 900 contact or clock hours, or
 - Less than 30 SEMESTER or TRIMESTER credit hours, or
 - Less than 45 QUARTER credit hours
- Postsecondary awards, certificates, or diplomas of **at least 1 but less than 4 academic years**
 - 900 or more contact or clock hours, or
 - 30 or more SEMESTER or TRIMESTER credit hours, or
 - 45 or more QUARTER credit hours
- Associate's degrees
- Bachelor's degrees
- Master's degrees
- Doctor's degrees
- Postbaccalaureate and post-master's certificates

**Postbaccalaureate
and post-master's
certificates**

Number of students by gender, by race and ethnicity, and by age earning this award between July 1, 2016 and June 30, 2017. Each student should be counted once per award level. For example, if a student earned a master's degree and a doctor's degree, he/she should be counted once in master's and once in doctor's. A student earning two master's degrees should be counted only once.

- Report Hispanic/Latino individuals of any race as Hispanic/Latino
- Report race for non-Hispanic/Latino individuals only


| | Number of Students | Total Awards |
|------------------|--------------------------------|--------------|
| By Gender | | |
| Men | <input type="text" value="5"/> | 5 |
| Women | <input type="text" value="3"/> | 3 |
| TOTAL | 8 | 8 |
| PY TOTAL | 16 | |

By Race/Ethnicity

| | | |
|--------------------------|--------------------------------|---|
| <u>Nonresident alien</u> | <input type="text" value="3"/> | 3 |
| <u>Hispanic/Latino</u> | <input type="text" value="0"/> | 0 |

| | | |
|--|--------------------------------|----------|
| <u>American Indian or Alaska Native</u> | <input type="text" value="0"/> | 0 |
| <u>Asian</u> | <input type="text" value="0"/> | 0 |
| <u>Black or African American</u> | <input type="text" value="0"/> | 0 |
| <u>Native Hawaiian or Other Pacific Islander</u> | <input type="text" value="0"/> | 0 |
| <u>White</u> | <input type="text" value="5"/> | 5 |
| Two or more races | <input type="text" value="0"/> | 0 |
| <u>Race and ethnicity unknown</u> | <input type="text" value="0"/> | 0 |
| TOTAL | 8 | 8 |

| | | |
|--|--|--|
| | | |
|--|--|--|

 **By Age**

| | | |
|--------------|--------------------------------|----------|
| Under 18 | <input type="text" value="0"/> | |
| 18-24 | <input type="text" value="0"/> | |
| 25-39 | <input type="text" value="7"/> | |
| 40 and Above | <input type="text" value="1"/> | |
| Age Unknown | <input type="text" value="0"/> | |
| TOTAL | 8 | 8 |

Prepared by

The name of the preparer is being collected so that we can follow up with the appropriate person in the event that there are questions concerning the data. The Keyholder will be copied on all email correspondence to other preparers.

The time it took to prepare this component is being collected so that we can continue to improve our estimate of the reporting burden associated with IPEDS. Please include in your estimate the time it took for you to review instructions, query and search data sources, complete and review the component, and submit the data through the Data Collection System.

Thank you for your assistance.

This survey component was prepared by:

| | | | | | |
|-----------------------|---|-----------------------|--------------------------|----------------------------------|------------|
| <input type="radio"/> | Keyholder | <input type="radio"/> | SFA Contact | <input type="radio"/> | HR Contact |
| <input type="radio"/> | Finance Contact | <input type="radio"/> | Academic Library Contact | <input checked="" type="radio"/> | Other |
| Name: | <input type="text" value="Cheryl Stine"/> | | | | |
| Email: | <input type="text" value="cstine@indiana.edu"/> | | | | |

How many staff from your institution only were involved in the data collection and reporting process of this survey component?

| | |
|-----------------------------------|--------------------------------------|
| <input type="text" value="1.00"/> | Number of Staff (including yourself) |
|-----------------------------------|--------------------------------------|

How many hours did you and others from your institution only spend on each of the steps below when responding to this survey component? Exclude the hours spent collecting data for state and other reporting purposes.

| Staff member | Collecting Data Needed | | Revising Data to Match IPEDS Requirements | | Entering Data | | Revising and Locking Data | |
|---------------|-----------------------------------|-------|---|-------|-----------------------------------|-------|-----------------------------------|-------|
| Your office | <input type="text" value="1.00"/> | hours | <input type="text" value="1.00"/> | hours | <input type="text" value="1.00"/> | hours | <input type="text" value="1.00"/> | hours |
| Other offices | <input type="text"/> | hours | <input type="text"/> | hours | <input type="text"/> | hours | <input type="text"/> | hours |

Summary

IPEDS collects important information regarding your institution. All data reported in IPEDS survey components become available in the IPEDS Data Center and appear as aggregated data in various Department of Education reports. Additionally, some of the reported data appears specifically for your institution through the College Navigator website and is included in your institution's Data Feedback Report (DFR). The purpose of this summary is to provide you an opportunity to view some of the data that, when accepted through the IPEDS quality control process, will appear on the College Navigator website and/or your DFR. College Navigator is updated approximately three months after the data collection period closes and Data Feedback Reports will be available through the [Data Center](#) and sent to your institution's CEO in November 2017.

Please review your data for accuracy. If you have questions about the data displayed below after reviewing the data reported on the survey screens, please contact the IPEDS Help Desk at: 1-877-225-2568 or ipedshelp@rti.org.

Summary of Completions Data

| Award Level | Number of Completions | |
|---|-----------------------|-----------------------|
| | 1 st major | 2 nd major |
| <u>Postsecondary award, certificate, or diploma (less than 1 academic year)</u> | 13 | 0 |
| <u>Postsecondary award, certificate, or diploma (at least 1 but less than 2 academic years)</u> | 7 | 0 |
| <u>Associate's degree</u> | 11 | 0 |
| <u>Bachelors degree or equivalent</u> | 808 | 8 |
| <u>Postbaccalaureate certificate</u> | 8 | 0 |
| <u>Master's degree</u> | 116 | 0 |
| Total number of degrees and certificates | 963 | |

Summary of Completers Data

| | Number of Students | | |
|----------------|--------------------|-------|-------|
| | Men | Women | Total |
| All Completers | 345 | 602 | 947 |

Completions

Indiana University-South Bend (151342)

| Source | Description | Severity | Resolved | Options |
|---------------------|--|-------------|----------|---------|
| Global Edits | | | | |
| Perform Edits | Your institution reported in the prior year Institutional Characteristics survey that it offers graduate distance education opportunities (courses and/or programs), but you did not respond "Yes" to the distance education program question for any CIP code (award levels 6 to 19). Please correct your data or explain if your institution does not offer full programs via distance education. (Error #10587) | Explanation | Yes | |
| Reason: | The institution offers graduate distance education courses, not necessarily entire distance education programs. | | | |
| Perform Edits | Current year completions (41) are outside the expected range when compared to completions reported in the prior year (25) for: Women, 2-digit field (44), award level (5). Please correct your data or explain. (Error #10505) | Explanation | Yes | |
| Reason: | More people interested in social work at an urban campus. | | | |