

Institution: Indiana University-Southeast (151379)

User ID: 88G2401

Completions Overview

Welcome to the IPEDS Completions survey component. The Completions component is one of several IPEDS components that is conducted during the Fall data collection period. It collects the number of degrees and certificates awarded by field of study, level of award, race/ethnicity, and gender. The reporting period for the Completions component is during the 12-month time period beginning July 1 of the previous calendar year and ending June 30 of the current calendar year; therefore, for this year's Completions component, the reporting period is between July 1, 2014 and June 30, 2015. The Completions component is also collecting the number of students (e.g., completers) who earned awards between July 1, 2014 and June 30, 2015.

Completions Common Errors

Some common completions component errors include the following:

- Including award levels on your current year Completions that were not reported on your previous year's (PY) Institutional Characteristics (IC). [Award levels in the PY IC component cannot be changed; therefore, contact the IPEDS Help Desk at 1-877-225-2568 if you need assistance.]
- Forgetting to select CIP codes for new programs of study that are offered by the institution, but do not have completions for the reporting period.
- Forgetting to enter in zero in at least one of the cells for CIP codes that do not have completions.

Recent Changes

- The following question on **distance education** has been added to the bottom of each individual "CIP Data" screen:
"Is this program offered as a distance education program?"
- The following two screens, which collect data specifically on students were added to this component, beginning in the 2013-14 survey year:
 - **"All Completers"** - Collects the number of students who earned an award between July 1, 2014 and June 30, 2015 by gender and race/ethnicity. (The intent of this screen is to collect an **unduplicated count** of total numbers of completers.)
 - **"Completers by Level"** - Collects the number of students who earned an award between July 1, 2014 and June 30, 2015 by award level and 1) by gender; 2) by race/ethnicity; and 3) by age.
- The definition for Post-baccalaureate Certificate has changed slightly for the 2015-16 collection. The new definition is as follows: **An award that requires completion of an organized program of study beyond the bachelor's. It is designed for persons who have completed a baccalaureate degree, but does not meet the requirements of a master's degree.**

NOTE: Even though Teacher Preparation certificate programs may require a bachelor's degree for admission, they are considered sub-baccalaureate undergraduate programs, and students in these programs are undergraduate students.

General Information

CIP Codes:

The [CIP 2010 Website](#) includes a list of new CIP codes, a list of deleted CIP codes, a list of moved CIP Codes, and an online crosswalk of the 2000 CIP and 2010 CIP.

The Resources Page of the CIP 2010 website contains many valuable resources including:

- CIP 2010 Manual and copies of previous editions of the CIP Manual
- Crosswalk between the 2000 CIP codes and the 2010 CIP codes in Excel format

Keep in mind that some information provided by institutions on the Completions component appear in the [College Navigator](#), which is a major tool used by consumers searching for information about postsecondary education. It is therefore vitally important that you include accurate information about your institution.

Survey materials can be downloaded using the following link: [Survey Materials](#).

The prior year revision system can be accessed using the following link: [Prior Year Revision System](#)

Completions CIP Data

CIPCODE	Award Level	Major	Gender	Non Resident Alien	Hispanic / Latino	American Indian or Alaska Native	Asian	Black or African American	Native Hawaiian or Other Pacific Islander	White	Two or more Races	Race/ ethnicity unknown	Total	distance education program
09.0101 Speech Communication and Rhetoric	5 - Bachelor's degree	1	Men	0	1	0	1	2	0	7	0	0	11	
			Women	0	0	0	0	3	0	17	0	1	21	
			Total	0	1	0	1	5	0	24	0	1	32	No
09.0401 Journalism	5 - Bachelor's degree	1	Men	0	0	0	0	0	0	3	1	0	4	
			Women	0	0	0	0	0	0	8	0	1	9	
			Total	0	0	0	0	0	0	11	1	1	13	No
09.0401 Journalism	5 - Bachelor's degree	2	Men	0	0	0	0	0	0	1	0	0	1	
			Women	0	0	0	0	0	0	0	0	0	0	
			Total	0	0	0	0	0	0	1	0	0	1	No
11.0103 Information Technology	2 - Awards of at least 1 but less than 2 academic years	1	Men	0	0	0	0	0	0	5	0	0	5	
			Women	0	0	0	0	0	0	3	0	0	3	
			Total	0	0	0	0	0	0	8	0	0	8	No
11.0104 Informatics	5 - Bachelor's degree	1	Men	0	0	0	0	0	0	8	0	0	8	
			Women	0	0	0	0	1	0	2	0	0	3	
			Total	0	0	0	0	1	0	10	0	0	11	No
11.0202 Computer Programming, Specific Applications	3 - Associate's degree	1	Men	0	1	0	0	0	0	1	0	0	2	
			Women	0	0	0	0	0	0	0	0	0	0	
			Total	0	1	0	0	0	0	1	0	0	2	No
11.0701 Computer Science	5 - Bachelor's degree	1	Men	0	0	0	1	0	0	13	0	0	14	
			Women	0	0	0	0	0	0	3	0	0	3	
			Total	0	0	0	1	0	0	16	0	0	17	No
13.1001 Special Education and Teaching, General	5 - Bachelor's degree	1	Men	0	0	0	0	0	0	1	1	0	2	
			Women	0	0	0	0	0	0	8	0	0	8	
			Total	0	0	0	0	0	0	9	1	0	10	No
13.1101 Counselor Education/School Counseling and Guidance Services	7 - Master's degree	1	Men	0	0	0	0	1	0	2	1	0	4	
			Women	0	0	0	0	3	0	8	0	0	11	
			Total	0	0	0	0	4	0	10	1	0	15	No
13.1202 Elementary Education and Teaching	5 - Bachelor's degree	1	Men	0	0	0	0	0	0	3	0	0	3	
			Women	0	1	0	0	1	0	45	0	0	47	
			Total	0	1	0	0	1	0	48	0	0	50	No
13.1202 Elementary Education and Teaching	7 - Master's degree	1	Men	0	0	0	0	0	0	3	0	0	3	
			Women	0	0	0	0	5	0	38	0	0	43	
			Total	0	0	0	0	5	0	41	0	0	46	No
13.1205 Secondary Education and Teaching	5 - Bachelor's degree	1	Men	0	0	1	0	0	0	2	0	0	3	
			Women	0	0	0	0	0	0	9	0	0	9	
			Total	0	0	1	0	0	0	11	0	0	12	No
13.1205 Secondary Education and Teaching	7 - Master's degree	1	Men	0	0	1	0	1	0	8	0	0	10	
			Women	0	0	0	0	0	0	10	0	0	10	
			Total	0	0	1	0	1	0	18	0	0	20	No
13.1311 Mathematics Teacher Education	5 - Bachelor's degree	1	Men	0	0	0	0	0	0	4	0	0	4	
			Women	0	0	0	0	0	0	4	0	0	4	
			Total	0	0	0	0	0	0	8	0	0	8	No
13.1318		1	Men	0	0	0	0	0	0	9	0	0	9	

CIPCODE	Award Level	Major	Gender	Non Resident Alien	Hispanic / Latino	American Indian or Alaska Native	Asian	Black or African American	Native Hawaiian or Other Pacific Islander	White	Two or more Races	Race/ ethnicity unknown	Total	distance education program
Social Studies Teacher Education	5 - Bachelor's degree		Women	0	0	0	0	0	0	3	0	0	3	
			Total	0	0	0	0	0	0	12	0	0	12	No
16.0501 German Language and Literature	5 - Bachelor's degree	1	Men	0	0	0	0	0	0	1	0	0	1	
			Women	0	0	0	0	0	0	2	0	0	2	
			Total	0	0	0	0	0	0	3	0	0	3	No
16.0901 French Language and Literature	5 - Bachelor's degree	1	Men	0	0	0	0	0	0	3	0	0	3	
			Women	0	0	0	0	0	0	2	0	0	2	
			Total	0	0	0	0	0	0	5	0	0	5	No
16.0905 Spanish Language and Literature	5 - Bachelor's degree	1	Men	0	0	0	0	0	0	1	0	0	1	
			Women	0	1	0	0	0	0	5	0	1	7	
			Total	0	1	0	0	0	0	6	0	1	8	No
16.0905 Spanish Language and Literature	5 - Bachelor's degree	2	Men	0	0	0	0	0	0	0	0	0	0	
			Women	0	0	0	0	0	0	0	0	1	1	
			Total	0	0	0	0	0	0	0	0	1	1	No
23.0101 English Language and Literature, General	5 - Bachelor's degree	1	Men	0	1	0	0	1	0	5	0	0	7	
			Women	0	0	0	0	0	0	18	1	0	19	
			Total	0	1	0	0	1	0	23	1	0	26	No
24.0101 Liberal Arts and Sciences/Liberal Studies	3 - Associate's degree	1	Men	0	2	0	0	0	0	17	1	1	21	
			Women	0	0	0	1	1	0	20	0	0	22	
			Total	0	2	0	1	1	0	37	1	1	43	No
24.0101 Liberal Arts and Sciences/Liberal Studies	7 - Master's degree	1	Men	0	0	0	0	0	0	4	0	0	4	
			Women	0	0	0	0	0	0	1	0	0	1	
			Total	0	0	0	0	0	0	5	0	0	5	No
24.0102 General Studies	3 - Associate's degree	1	Men	0	0	0	0	0	0	0	0	0	0	
			Women	0	0	0	0	0	0	0	0	0	0	
			Total	0	0	0	0	0	0	0	0	0	0	No
24.0102 General Studies	5 - Bachelor's degree	1	Men	0	0	0	0	0	0	0	0	0	0	
			Women	0	0	0	0	0	0	0	0	0	0	
			Total	0	0	0	0	0	0	0	0	0	0	No
24.0102 General Studies	6 - Postbaccalaureate certificates	1	Men	0	0	0	0	0	0	1	1	0	2	
			Women	0	0	0	0	0	0	3	0	0	3	
			Total	0	0	0	0	0	0	4	1	0	5	No
24.0102 General Studies	5 - Bachelor's degree	2	Men	0	0	0	0	0	0	1	0	0	1	
			Women	0	0	1	0	0	0	4	0	0	5	
			Total	0	0	1	0	0	0	5	0	0	6	No
24.0199 Liberal Arts and Sciences, General Studies and Humanities, Other	3 - Associate's degree	1	Men	0	0	0	0	0	0	0	0	0	0	
			Women	0	0	0	0	1	0	2	0	0	3	
			Total	0	0	0	0	1	0	2	0	0	3	No
24.0199 Liberal Arts and Sciences, General Studies and Humanities, Other	5 - Bachelor's degree	1	Men	0	0	0	1	2	0	35	2	1	41	
			Women	0	0	0	0	5	0	52	1	0	58	
			Total	0	0	0	1	7	0	87	3	1	99	No
26.0101 Biology/Biological Sciences, General	5 - Bachelor's degree	1	Men	0	0	0	0	2	0	12	0	1	15	
			Women	0	1	0	1	0	0	18	0	0	20	
			Total	0	1	0	1	2	0	30	0	1	35	No

CIPCODE	Award Level	Major	Gender	Non Resident Alien	Hispanic / Latino	American Indian or Alaska Native	Asian	Black or African American	Native Hawaiian or Other Pacific Islander	White	Two or more Races	Race/ ethnicity unknown	Total	distance education program
Sociology	5 - Bachelor's degree		Women	0	0	0	0	0	0	1	0	0	1	
			Total	0	0	0	0	0	0	1	0	0	1	No
50.0701 Art/Art Studies, General	5 - Bachelor's degree	1	Men	0	0	0	0	0	0	4	0	0	4	
			Women	0	1	0	1	0	0	14	0	0	16	
			Total	0	1	0	1	0	0	18	0	0	20	No
50.0702 Fine/Studio Arts, General	5 - Bachelor's degree	1	Men	0	0	0	0	0	0	1	0	0	1	
			Women	1	0	0	0	0	0	9	0	0	10	
			Total	1	0	0	0	0	0	10	0	0	11	No
50.0901 Music, General	5 - Bachelor's degree	1	Men	0	0	0	1	0	0	4	0	1	6	
			Women	0	0	0	0	2	0	2	0	0	4	
			Total	0	0	0	1	2	0	6	0	1	10	No
51.0708 Medical Transcription/Transcriptionist	2 - Awards of at least 1 but less than 2 academic years	1	Men	0	0	0	0	0	0	1	0	0	1	
			Women	0	0	0	0	0	0	2	0	0	2	
			Total	0	0	0	0	0	0	3	0	0	3	No
51.0713 Medical Insurance Coding Specialist/Coder	2 - Awards of at least 1 but less than 2 academic years	1	Men	0	0	0	0	0	0	3	0	0	3	
			Women	0	1	1	0	5	0	24	0	0	31	
			Total	0	1	1	0	5	0	27	0	0	34	No
51.1005 Clinical Laboratory Science/Medical Technology/Technologist	5 - Bachelor's degree	1	Men	0	0	0	0	0	0	0	0	0	0	
			Women	0	0	0	0	0	0	0	0	0	0	
			Total	0	0	0	0	0	0	0	0	0	0	No
51.3801 Registered Nursing/Registered Nurse	5 - Bachelor's degree	1	Men	0	0	0	0	0	0	11	0	0	11	
			Women	0	2	0	0	3	1	83	0	2	91	
			Total	0	2	0	0	3	1	94	0	2	102	Yes
52.0101 Business/Commerce, General	3 - Associate's degree	1	Men	1	0	0	1	0	0	5	0	0	7	
			Women	1	0	0	0	0	0	3	0	0	4	
			Total	2	0	0	1	0	0	8	0	0	11	No
52.0101 Business/Commerce, General	5 - Bachelor's degree	1	Men	0	0	1	3	3	0	77	1	1	86	
			Women	0	3	0	5	5	0	52	1	0	66	
			Total	0	3	1	8	8	0	129	2	1	152	No
52.0101 Business/Commerce, General	6 - Postbaccalaureate certificates	1	Men	0	0	0	0	1	0	1	0	0	2	
			Women	0	0	0	0	0	0	0	0	0	0	
			Total	0	0	0	0	1	0	1	0	0	2	No
52.0101 Business/Commerce, General	7 - Master's degree	1	Men	3	0	0	0	1	0	24	0	0	28	
			Women	0	0	0	2	0	0	16	0	1	19	
			Total	3	0	0	2	1	0	40	0	1	47	No
52.0201 Business Administration and Management, General	6 - Postbaccalaureate certificates	1	Men	0	0	0	0	0	0	0	0	0	0	
			Women	0	0	0	0	1	0	0	0	0	1	
			Total	0	0	0	0	1	0	0	0	0	1	No
52.0213 Organizational Leadership	2 - Awards of at least 1 but less than 2 academic years	1	Men	0	0	0	0	0	0	3	1	0	4	
			Women	0	0	0	0	0	0	2	0	0	2	
			Total	0	0	0	0	0	0	5	1	0	6	No
52.0301 Accounting		1	Men	0	0	0	0	0	0	8	0	0	8	
			Women	0	0	0	0	0	0	3	0	0	3	

CIPCODE	Award Level	Major	Gender	Non Resident Alien	Hispanic / Latino	American Indian or Alaska Native	Asian	Black or African American	Native Hawaiian or Other Pacific Islander	White	Two or more Races	Race/ ethnicity unknown	Total	distance education program	
	6 - Postbaccalaureate certificates		Total	0	0	0	0	0	0	11	0	0	11	No	
52.0304 Accounting and Finance	7 - Master's degree	1	Men	0	0	0	1	0	1	6	0	0	8		
			Women	0	0	0	1	0	0	6	0	0	7		
			Total	0	0	0	2	0	1	12	0	0	15	No	
52.0801 Finance, General	6 - Postbaccalaureate certificates	1	Men	0	0	0	0	1	0	0	0	0	1		
			Women	0	0	0	0	0	0	0	0	0	0	0	
			Total	0	0	0	0	1	0	0	0	0	0	1	No
52.1001 Human Resources Management/Personnel Administration, General	6 - Postbaccalaureate certificates	1	Men	0	0	0	0	0	0	0	0	0	0		
			Women	0	0	0	0	1	0	2	0	0	3		
			Total	0	0	0	0	1	0	2	0	0	3	No	
52.1101 International Business/Trade/Commerce	6 - Postbaccalaureate certificates	1	Men	0	0	0	0	0	0	0	0	0	0		
			Women	0	0	0	0	0	0	0	0	0	0		
			Total	0	0	0	0	0	0	0	0	0	0	No	
52.1401 Marketing/Marketing Management, General	6 - Postbaccalaureate certificates	1	Men	0	0	0	0	0	0	1	0	0	1		
			Women	0	0	0	0	0	0	0	0	0	0		
			Total	0	0	0	0	0	0	1	0	0	1	No	
54.0101 History, General	5 - Bachelor's degree	1	Men	0	0	0	0	0	0	3	0	0	3		
			Women	0	0	0	0	0	0	2	1	0	3		
			Total	0	0	0	0	0	0	5	1	0	6	No	

Completions: total by first major

99.0000 Summary Grand Totals	Award Level	Nonresident alien	Hispanic Latino	American Indian or Alaska Native	Asian	Black or African American	Native Hawaiian or Other Pacific Islander	White	Two or more Races	Race/ethnicity unknown	Total	PY Total
Awards of at least 1 but less than 2 academic years	2											
Men		0	0	0	0	0	0	12	1	0	13	8
Women		0	1	1	0	5	0	31	0	0	38	37
Total		0	1	1	0	5	0	43	1	0	51	45
Associate's degree	3											
Men		1	3	0	1	0	0	23	1	1	30	36
Women		1	0	0	1	2	0	25	0	0	29	37
Total		2	3	0	2	2	0	48	1	1	59	73
Bachelor's degree	5											
Men		0	4	2	9	12	1	280	6	4	318	311
Women		3	10	1	7	27	1	484	7	6	546	529
Total		3	14	3	16	39	2	764	13	10	864	840
Postbaccalaureate certificates	6											
Men		0	0	0	0	2	0	11	1	0	14	12
Women		0	0	0	0	2	0	8	0	0	10	11
Total		0	0	0	0	4	0	19	1	0	24	23
Master's degree	7											
Men		3	0	1	1	3	1	47	1	0	57	86
Women		0	0	0	3	8	0	79	0	1	91	123
Total		3	0	1	4	11	1	126	1	1	148	209

Grand Total Men		4	7	3	11	17	2	373	10	5	432	453
Grand Total Women		4	11	2	11	44	1	627	7	7	714	737
Grand Total		8	18	5	22	61	3	1000	17	12	1146	1190

PY Grand Total Men		3	16	2	10	15	1	395	5	6		453
--------------------	--	---	----	---	----	----	---	-----	---	---	--	-----

PY Grand Total Women		5	17	1	10	57	1	627	13	6		737
PY Grand Total		8	33	3	20	72	2	1022	18	12		1190

Completions: total by second major

99.0000 Summary Grand Totals	Award Level	Nonresident alien	Hispanic Latino	American Indian or Alaska Native	Asian	Black or African American	Native Hawaiian or Other Pacific Islander	White	Two or more Races	Race/ethnicity unknown	Total	PY Total
Bachelor's degree	5											
Men		0	0	0	0	0	0	7	0	0	7	1
Women		0	1	1	0	0	0	9	0	1	12	9
Total		0	1	1	0	0	0	16	0	1	19	10

Grand Total Men		0	0	0	0	0	0	7	0	0	7	1
Grand Total Women		0	1	1	0	0	0	9	0	1	12	9
Grand Total		0	1	1	0	0	0	16	0	1	19	10

PY Grand Total Men		0	0	0	0	0	0	1	0	0		1
PY Grand Total Women		0	3	0	0	0	0	6	0	0		9
PY Grand Total		0	3	0	0	0	0	7	0	0		10

All Completers

Institutions must report the following information. (Some data will be pre-populated from the completions by CIP code data.)

All Completers

Number of students by gender and race and ethnicity earning an award between July 1, 2014 and June 30, 2015. Count each student only once, regardless of how many awards he/she earned. The intent of this screen is to collect an unduplicated count of total numbers of *completers*.

- Report Hispanic/Latino individuals of any race as Hispanic/Latino
- Report race for non-Hispanic/Latino individuals only

	Men		Women		Total Students
	Number of Students	Total Awards	Number of Students	Total Awards	
<u>Nonresident alien</u>	4	4	4	4	8
<u>Hispanic/Latino</u>	6	7	11	11	17
<u>American Indian or Alaska Native</u>	3	3	2	2	5
<u>Asian</u>	11	11	10	11	21
<u>Black or African American</u>	17	17	43	44	60
<u>Native Hawaiian or Other Pacific Islander</u>	2	2	1	1	3
<u>White</u>	348	373	603	627	951
<u>Two or more races</u>	9	10	6	7	15
<u>Race and ethnicity unknown</u>	4	5	7	7	11
TOTAL	404	432	687	714	1,091
PY TOTAL	428		709		1,137

Completers by Level

Institutions must report the following information. This screen will be shown for each of the following award categories for which completions have been reported:

- Less than 1-year certificates
- At least 1 but less than 4-year certificates
- Associate's degrees
- Bachelor's degrees
- Master's degrees
- Doctor's degrees
- Postbaccalaureate and post-master's certificates

At least 1 but less than 4-year certificates

Number of students by gender, by race and ethnicity, and by age earning this award between July 1, 2014 and June 30, 2015. Each student should be counted once per award level. For example, if a student earned a master's degree and a doctor's degree, he/she should be counted once in master's and once in doctor's. A student earning two master's degrees should be counted only once.


- Report Hispanic/Latino individuals of any race as Hispanic/Latino
- Report race for non-Hispanic/Latino individuals only


	Number of Students	Total Awards
By Gender		
Men	<input type="text" value="12"/>	13
Women	<input type="text" value="36"/>	38
TOTAL	48	51
PY TOTAL	39	

By Race/Ethnicity

<u>Nonresident alien</u>	<input type="text" value="0"/>	0
<u>Hispanic/Latino</u>	<input type="text" value="1"/>	1
<u>American Indian or Alaska Native</u>	<input type="text" value="1"/>	1
<u>Asian</u>	<input type="text" value="0"/>	0
<u>Black or African American</u>	<input type="text" value="5"/>	5
<u>Native Hawaiian or Other Pacific Islander</u>	<input type="text" value="0"/>	0

<u>White</u>	<input type="text" value="40"/>	43
Two or more races	<input type="text" value="1"/>	1
<u>Race and ethnicity unknown</u>	<input type="text" value="0"/>	0
TOTAL	48	51



 **By Age**

Under 18	<input type="text" value="0"/>	
18-24	<input type="text" value="15"/>	
25-39	<input type="text" value="16"/>	
40 and Above	<input type="text" value="17"/>	
Age Unknown	<input type="text" value="0"/>	
TOTAL	48	51

Completers by Level

Institutions must report the following information. This screen will be shown for each of the following award categories for which completions have been reported:

- Less than 1-year certificates
- At least 1 but less than 4-year certificates
- Associate's degrees
- Bachelor's degrees
- Master's degrees
- Doctor's degrees
- Postbaccalaureate and post-master's certificates

Associate's degrees

Number of students by gender, by race and ethnicity, and by age earning this award between July 1, 2014 and June 30, 2015. Each student should be counted once per award level. For example, if a student earned a master's degree and a doctor's degree, he/she should be counted once in master's and once in doctor's. A student earning two master's degrees should be counted only once.

- Report Hispanic/Latino individuals of any race as Hispanic/Latino
- Report race for non-Hispanic/Latino individuals only


	Number of Students	Total Awards
By Gender		
Men	<input type="text" value="30"/>	30
Women	<input type="text" value="28"/>	29
TOTAL	58	59
PY TOTAL	73	

By Race/Ethnicity

<u>Nonresident alien</u>	<input type="text" value="2"/>	2
<u>Hispanic/Latino</u>	<input type="text" value="3"/>	3
<u>American Indian or Alaska Native</u>	<input type="text" value="0"/>	0
<u>Asian</u>	<input type="text" value="2"/>	2
<u>Black or African American</u>	<input type="text" value="2"/>	2
<u>Native Hawaiian or Other Pacific Islander</u>	<input type="text" value="0"/>	0

<u>White</u>	<input type="text" value="47"/>	48
Two or more races	<input type="text" value="1"/>	1
<u>Race and ethnicity unknown</u>	<input type="text" value="1"/>	1
TOTAL	58	59



 **By Age**

Under 18	<input type="text" value="0"/>	
18-24	<input type="text" value="33"/>	
25-39	<input type="text" value="15"/>	
40 and Above	<input type="text" value="10"/>	
Age Unknown	<input type="text" value="0"/>	
TOTAL	58	59

Completers by Level

Institutions must report the following information. This screen will be shown for each of the following award categories for which completions have been reported:

- Less than 1-year certificates
- At least 1 but less than 4-year certificates
- Associate's degrees
- Bachelor's degrees
- Master's degrees
- Doctor's degrees
- Postbaccalaureate and post-master's certificates

Bachelor's degrees

Number of students by gender, by race and ethnicity, and by age earning this award between July 1, 2014 and June 30, 2015. Each student should be counted once per award level. For example, if a student earned a master's degree and a doctor's degree, he/she should be counted once in master's and once in doctor's. A student earning two master's degrees should be counted only once.

- Report Hispanic/Latino individuals of any race as Hispanic/Latino
- Report race for non-Hispanic/Latino individuals only

	Number of Students	Total Awards
By Gender		
Men	<input type="text" value="315"/>	318
Women	<input type="text" value="535"/>	546
TOTAL	850	864
PY TOTAL	832	

By Race/Ethnicity

<u>Nonresident alien</u>	<input type="text" value="3"/>	3
<u>Hispanic/Latino</u>	<input type="text" value="14"/>	14
<u>American Indian or Alaska Native</u>	<input type="text" value="3"/>	3
<u>Asian</u>	<input type="text" value="16"/>	16
<u>Black or African American</u>	<input type="text" value="39"/>	39
<u>Native Hawaiian or Other Pacific Islander</u>	<input type="text" value="2"/>	2

<u>White</u>	<input type="text" value="751"/>	764
Two or more races	<input type="text" value="12"/>	13
<u>Race and ethnicity unknown</u>	<input type="text" value="10"/>	10
TOTAL	850	864

By Age		
Under 18	<input type="text" value="0"/>	
18-24	<input type="text" value="462"/>	
25-39	<input type="text" value="314"/>	
40 and Above	<input type="text" value="74"/>	
Age Unknown	<input type="text" value="0"/>	
TOTAL	850	864

Completers by Level

Institutions must report the following information. This screen will be shown for each of the following award categories for which completions have been reported:

- Less than 1-year certificates
- At least 1 but less than 4-year certificates
- Associate's degrees
- Bachelor's degrees
- Master's degrees
- Doctor's degrees
- Postbaccalaureate and post-master's certificates

Master's degrees

Number of students by gender, by race and ethnicity, and by age earning this award between July 1, 2014 and June 30, 2015. Each student should be counted once per award level. For example, if a student earned a master's degree and a doctor's degree, he/she should be counted once in master's and once in doctor's. A student earning two master's degrees should be counted only once.

- Report Hispanic/Latino individuals of any race as Hispanic/Latino
- Report race for non-Hispanic/Latino individuals only


	Number of Students	Total Awards
By Gender		
Men	<input type="text" value="55"/>	57
Women	<input type="text" value="90"/>	91
TOTAL	145	148
PY TOTAL	201	

By Race/Ethnicity

<u>Nonresident alien</u>	<input type="text" value="3"/>	3
<u>Hispanic/Latino</u>	<input type="text" value="0"/>	0
<u>American Indian or Alaska Native</u>	<input type="text" value="1"/>	1
<u>Asian</u>	<input type="text" value="4"/>	4
<u>Black or African American</u>	<input type="text" value="11"/>	11
<u>Native Hawaiian or Other Pacific Islander</u>	<input type="text" value="1"/>	1

<u>White</u>	<input type="text" value="123"/>	126
Two or more races	<input type="text" value="1"/>	1
<u>Race and ethnicity unknown</u>	<input type="text" value="1"/>	1
TOTAL	145	148

--	--	--

 **By Age**

Under 18	<input type="text" value="0"/>	
18-24	<input type="text" value="3"/>	
25-39	<input type="text" value="122"/>	
40 and Above	<input type="text" value="20"/>	
Age Unknown	<input type="text" value="0"/>	
TOTAL	145	148

Completers by Level

Institutions must report the following information. This screen will be shown for each of the following award categories for which completions have been reported:

- Less than 1-year certificates
- At least 1 but less than 4-year certificates
- Associate's degrees
- Bachelor's degrees
- Master's degrees
- Doctor's degrees
- Postbaccalaureate and post-master's certificates

Postbaccalaureate and post-master's certificates

Number of students by gender, by race and ethnicity, and by age earning this award between July 1, 2014 and June 30, 2015. Each student should be counted once per award level. For example, if a student earned a master's degree and a doctor's degree, he/she should be counted once in master's and once in doctor's. A student earning two master's degrees should be counted only once.


- Report Hispanic/Latino individuals of any race as Hispanic/Latino
- Report race for non-Hispanic/Latino individuals only


	Number of Students	Total Awards
By Gender		
Men	<input type="text" value="14"/>	14
Women	<input type="text" value="9"/>	10
TOTAL	23	24
PY TOTAL	21	

By Race/Ethnicity

<u>Nonresident alien</u>	<input type="text" value="0"/>	0
<u>Hispanic/Latino</u>	<input type="text" value="0"/>	0
<u>American Indian or Alaska Native</u>	<input type="text" value="0"/>	0
<u>Asian</u>	<input type="text" value="0"/>	0
<u>Black or African American</u>	<input type="text" value="3"/>	4
<u>Native Hawaiian or Other Pacific Islander</u>	<input type="text" value="0"/>	0

<u>White</u>	<input type="text" value="19"/>	19
Two or more races	<input type="text" value="1"/>	1
<u>Race and ethnicity unknown</u>	<input type="text" value="0"/>	0
TOTAL	23	24



 **By Age**

Under 18	<input type="text" value="0"/>	
18-24	<input type="text" value="2"/>	
25-39	<input type="text" value="17"/>	
40 and Above	<input type="text" value="4"/>	
Age Unknown	<input type="text" value="0"/>	
TOTAL	23	24

Summary

IPEDS collects important information regarding your institution. All data reported in IPEDS survey components become available in the IPEDS Data Center and appear as aggregated data in various Department of Education reports. Additionally, some of the reported data appears specifically for your institution through the College Navigator website and is included in your institution's Data Feedback Report (DFR). The purpose of this summary is to provide you an opportunity to view some of the data that, when accepted through the IPEDS quality control process, will appear on the College Navigator website and/or your DFR. College Navigator is updated approximately three months after the data collection period closes and Data Feedback Reports will be available through the [Data Center](#) and sent to your institution's CEO in November 2016.

Please review your data for accuracy. If you have questions about the data displayed below after reviewing the data reported on the survey screens, please contact the IPEDS Help Desk at: 1-877-225-2568 or ipedshelp@rti.org.

Summary of Completions Data

Award Level	Number of Completions	
	1 st major	2 nd major
<u>Postsecondary award, certificate, or diploma (at least 1 but less than 2 academic years)</u>	51	0
<u>Associate's degree</u>	59	0
<u>Bachelors degree or equivalent</u>	864	19
<u>Postbaccalaureate certificate</u>	24	0
<u>Master's degree</u>	148	0
Total number of degrees and certificates	1,146	

Summary of Completers Data

	Number of Students		
	Men	Women	Total
All Completers	404	687	1,091

Completions

Indiana University-Southeast (151379)

Source	Description	Severity	Resolved	Options
Global Edits				
Perform Edits	Your institution reported in the prior year Institutional Characteristics survey that it offers graduate distance education opportunities (courses and/or programs), but you did not respond "Yes" to the distance education program question for any CIP code (award levels 6 to 19). Please correct your data or explain if your institution does not offer full programs via distance education. (Error #10587)	Explanation	Yes	
Reason:	According to our records for the question in institutional characters "Please indicate at what level(s) your institution offers distance education opportunities (courses and/or programs)." Only the Undergraduate level was selected.			