

Institution: Indiana University-Southeast (151379)

User ID: 88G2401

Completions Overview

Welcome to the IPEDS Completions survey component. The Completions component is one of several IPEDS components that is conducted during the Fall data collection period. It collects the number of degrees and certificates awarded by field of study, level of award, race/ethnicity, and gender. The reporting period for the Completions component is during the 12-month time period beginning July 1 of the previous calendar year and ending June 30 of the current calendar year; therefore, for this year's Completions component, the reporting period is between July 1, 2015 and June 30, 2016. The Completions component is also collecting the number of students (e.g., completers) who earned awards between July 1, 2015 and June 30, 2016.

Completions Common Errors

Some common completions component errors include the following:

- Including award levels on your current year Completions that were not reported on your previous year's (PY) Institutional Characteristics (IC). [Award levels in the PY IC component cannot be changed; therefore, contact the IPEDS Help Desk at 1-877-225-2568 if you need assistance.]
- Forgetting to select CIP codes for new programs of study that are offered by the institution, but do not have completions for the reporting period.
- Forgetting to enter in zero in at least one of the cells for CIP codes that do not have completions.

Recent Changes

- The following question on **distance education** has been added to the bottom of each individual "CIP Data" screen:
"Is this program offered as a distance education program?"
- The following two screens, which collect data specifically on students were added to this component, beginning in the 2013-14 survey year:
 - **"All Completers"** - Collects the number of students who earned an award between July 1, 2015 and June 30, 2016 by gender and race/ethnicity. (The intent of this screen is to collect an **unduplicated count** of total numbers of completers.)
 - **"Completers by Level"** - Collects the number of students who earned an award between July 1, 2015 and June 30, 2016 by award level and 1) by gender; 2) by race/ethnicity; and 3) by age.
- The definition for Post-baccalaureate Certificate has changed slightly for the 2016-17 collection. The new definition is as follows: **An award that requires completion of an organized program of study beyond the bachelor's. It is designed for persons who have completed a baccalaureate degree, but does not meet the requirements of a master's degree.**

NOTE: Even though Teacher Preparation certificate programs may require a bachelor's degree for admission, they are considered sub-baccalaureate undergraduate programs, and students in these programs are undergraduate students.

General Information

CIP Codes:

The [CIP 2010 Website](#) includes a list of new CIP codes, a list of deleted CIP codes, a list of moved CIP Codes, and an online crosswalk of the 2000 CIP and 2010 CIP.

The Resources Page of the CIP 2010 website contains many valuable resources including:

- CIP 2010 Manual and copies of previous editions of the CIP Manual
- Crosswalk between the 2000 CIP codes and the 2010 CIP codes in Excel format

Keep in mind that some information provided by institutions on the Completions component appear in the [College Navigator](#), which is a major tool used by consumers searching for information about postsecondary education. It is therefore vitally important that you include accurate information about your institution.

Survey materials can be downloaded using the following link: [Survey Materials](#).

The prior year revision system can be accessed using the following link: [Prior Year Revision System](#)

Completions CIP Data

CIPCODE	Award Level	Major	Gender	Non Resident Alien	Hispanic / Latino	American Indian or Alaska Native	Asian	Black or African American	Native Hawaiian or Other Pacific Islander	White	Two or more Races	Race/ ethnicity unknown	Total	distance education program
09.0101 Speech Communication and Rhetoric	5 - Bachelor's degree	1	Men	0	0	0	0	1	0	8	0	0	9	
			Women	0	1	0	0	0	1	17	0	0	19	
			Total	0	1	0	0	1	1	25	0	0	28	No
09.0401 Journalism	5 - Bachelor's degree	1	Men	0	0	0	0	1	0	2	0	0	3	
			Women	0	0	0	0	0	0	6	0	1	7	
			Total	0	0	0	0	1	0	8	0	1	10	No
11.0103 Information Technology	1 - Awards of less than 1 academic year	1	Men	0	0	0	0	1	0	6	0	1	8	
			Women	0	0	0	0	1	0	1	0	0	2	
			Total	0	0	0	0	2	0	7	0	1	10	No
11.0103 Information Technology	2 - Awards of at least 1 but less than 2 academic years	1	Men	0	0	0	0	0	0	0	0	0	0	
			Women	0	0	0	0	0	0	0	0	0	0	
			Total	0	0	0	0	0	0	0	0	0	0	No
11.0104 Informatics	5 - Bachelor's degree	1	Men	0	1	0	0	0	0	10	0	1	12	
			Women	0	0	0	0	0	0	6	0	0	6	
			Total	0	1	0	0	0	0	16	0	1	18	No
11.0202 Computer Programming, Specific Applications	3 - Associate's degree	1	Men	0	0	0	0	0	0	3	0	0	3	
			Women	0	0	0	0	0	0	0	0	0	0	
			Total	0	0	0	0	0	0	3	0	0	3	No
11.0701 Computer Science	5 - Bachelor's degree	1	Men	0	1	0	0	0	0	14	0	0	15	
			Women	0	0	0	0	0	0	4	0	0	4	
			Total	0	1	0	0	0	0	18	0	0	19	No
13.1001 Special Education and Teaching, General	5 - Bachelor's degree	1	Men	0	0	0	0	0	0	0	0	0	0	
			Women	0	0	0	0	0	0	7	0	0	7	
			Total	0	0	0	0	0	0	7	0	0	7	No
13.1101 Counselor Education/School Counseling and Guidance Services	7 - Master's degree	1	Men	0	0	0	0	0	0	0	0	0	0	
			Women	0	1	0	0	1	0	7	0	0	9	
			Total	0	1	0	0	1	0	7	0	0	9	No
13.1202 Elementary Education and Teaching	5 - Bachelor's degree	1	Men	0	0	0	0	0	0	5	0	0	5	
			Women	0	0	0	0	0	0	53	0	0	53	
			Total	0	0	0	0	0	0	58	0	0	58	No
13.1202 Elementary Education and Teaching	7 - Master's degree	1	Men	0	0	0	0	0	0	4	0	0	4	
			Women	0	1	0	0	4	0	33	1	0	39	
			Total	0	1	0	0	4	0	37	1	0	43	No
13.1205 Secondary Education and Teaching	5 - Bachelor's degree	1	Men	0	0	0	0	0	0	6	0	0	6	
			Women	0	1	0	0	2	0	7	0	0	10	
			Total	0	1	0	0	2	0	13	0	0	16	No
13.1205 Secondary Education and Teaching	7 - Master's degree	1	Men	0	0	0	0	0	0	8	0	0	8	
			Women	0	0	0	0	0	0	10	0	0	10	
			Total	0	0	0	0	0	0	18	0	0	18	No
13.1311 Mathematics Teacher Education	5 - Bachelor's degree	1	Men	0	0	0	0	0	0	7	0	0	7	
			Women	0	0	0	0	0	0	1	0	0	1	
			Total	0	0	0	0	0	0	8	0	0	8	No
13.1318		1	Men	0	0	0	0	0	0	7	0	0	7	

CIPCODE	Award Level	Major	Gender	Non Resident Alien	Hispanic / Latino	American Indian or Alaska Native	Asian	Black or African American	Native Hawaiian or Other Pacific Islander	White	Two or more Races	Race/ ethnicity unknown	Total	distance education program
Social Studies Teacher Education	5 - Bachelor's degree		Women	0	0	0	0	0	0	2	0	0	2	
			Total	0	0	0	0	0	0	9	0	0	9	No
16.0501 German Language and Literature	5 - Bachelor's degree	1	Men	0	0	0	0	0	0	0	0	0	0	
			Women	0	0	0	0	0	0	3	0	0	3	
			Total	0	0	0	0	0	0	3	0	0	3	No
16.0501 German Language and Literature	5 - Bachelor's degree	2	Men	0	0	0	0	0	0	0	0	0	0	
			Women	0	0	0	0	0	0	2	0	0	2	
			Total	0	0	0	0	0	0	2	0	0	2	No
16.0901 French Language and Literature	5 - Bachelor's degree	1	Men	0	0	0	0	0	0	0	0	0	0	
			Women	0	0	0	0	0	0	0	0	0	0	
			Total	0	0	0	0	0	0	0	0	0	0	No
16.0905 Spanish Language and Literature	5 - Bachelor's degree	1	Men	0	1	0	0	0	0	2	0	0	3	
			Women	0	1	0	0	0	0	5	1	0	7	
			Total	0	2	0	0	0	0	7	1	0	10	No
16.0905 Spanish Language and Literature	5 - Bachelor's degree	2	Men	0	0	0	0	0	0	0	0	0	0	
			Women	0	0	0	0	0	0	1	0	0	1	
			Total	0	0	0	0	0	0	1	0	0	1	No
23.0101 English Language and Literature, General	5 - Bachelor's degree	1	Men	0	0	0	0	1	0	9	0	0	10	
			Women	0	0	0	0	1	0	14	0	0	15	
			Total	0	0	0	0	2	0	23	0	0	25	No
23.0101 English Language and Literature, General	5 - Bachelor's degree	2	Men	0	0	0	0	0	0	0	0	0	0	
			Women	0	0	0	0	0	0	3	0	0	3	
			Total	0	0	0	0	0	0	3	0	0	3	No
24.0101 Liberal Arts and Sciences/Liberal Studies	3 - Associate's degree	1	Men	0	1	0	0	0	0	9	0	0	10	
			Women	0	1	0	0	0	0	11	0	0	12	
			Total	0	2	0	0	0	0	20	0	0	22	No
24.0101 Liberal Arts and Sciences/Liberal Studies	7 - Master's degree	1	Men	0	0	0	0	0	0	0	0	0	0	
			Women	0	0	0	0	1	0	1	0	0	2	
			Total	0	0	0	0	1	0	1	0	0	2	No
24.0102 General Studies	5 - Bachelor's degree	1	Men	0	0	0	0	0	0	0	0	0	0	
			Women	0	0	0	0	0	0	0	0	0	0	
			Total	0	0	0	0	0	0	0	0	0	0	No
24.0102 General Studies	6 - Postbaccalaureate certificates	1	Men	0	0	0	0	0	0	0	0	0	0	
			Women	0	0	0	0	1	0	2	0	0	3	
			Total	0	0	0	0	1	0	2	0	0	3	No
24.0102 General Studies	5 - Bachelor's degree	2	Men	0	0	0	0	1	0	1	1	0	3	
			Women	0	0	0	0	0	0	8	0	0	8	
			Total	0	0	0	0	1	0	9	1	0	11	No
24.0199 Liberal Arts and Sciences, General Studies and Humanities, Other	3 - Associate's degree	1	Men	0	0	0	0	0	0	0	0	0	0	
			Women	0	0	0	0	0	0	0	0	0	0	
			Total	0	0	0	0	0	0	0	0	0	0	No
24.0199 Liberal Arts and Sciences, General Studies and Humanities, Other	5 - Bachelor's degree	1	Men	0	0	0	0	6	0	29	1	0	36	
			Women	0	1	0	0	4	0	33	1	1	40	
			Total	0	1	0	0	10	0	62	2	1	76	No

CIPCODE	Award Level	Major	Gender	Non Resident Alien	Hispanic / Latino	American Indian or Alaska Native	Asian	Black or African American	Native Hawaiian or Other Pacific Islander	White	Two or more Races	Race/ ethnicity unknown	Total	distance education program
26.0101 Biology/Biological Sciences, General	5 - Bachelor's degree	1	Men	0	1	0	1	0	0	14	0	0	16	
			Women	0	1	0	0	1	0	23	0	0	25	
			Total	0	2	0	1	1	0	37	0	0	41	No
27.0101 Mathematics, General	5 - Bachelor's degree	1	Men	0	0	0	1	0	0	4	0	1	6	
			Women	0	0	0	0	0	0	6	0	0	6	
			Total	0	0	0	1	0	0	10	0	1	12	No
30.0000 Multi-/Interdisciplinary Studies, General	5 - Bachelor's degree	1	Men	0	0	0	0	0	0	3	0	0	3	
			Women	0	0	0	0	0	0	0	0	0	0	
			Total	0	0	0	0	0	0	3	0	0	3	Yes
38.0101 Philosophy	5 - Bachelor's degree	1	Men	0	0	0	0	0	0	3	0	0	3	
			Women	0	0	0	1	0	0	0	0	0	1	
			Total	0	0	0	1	0	0	3	0	0	4	No
40.0501 Chemistry, General	5 - Bachelor's degree	1	Men	1	0	0	0	1	0	8	0	0	10	
			Women	0	0	0	0	1	0	4	0	0	5	
			Total	1	0	0	0	2	0	12	0	0	15	No
42.0101 Psychology, General	5 - Bachelor's degree	1	Men	0	1	0	0	2	0	10	1	0	14	
			Women	0	0	0	1	2	0	57	3	1	64	
			Total	0	1	0	1	4	0	67	4	1	78	No
42.0101 Psychology, General	5 - Bachelor's degree	2	Men	0	0	0	0	0	0	0	0	0	0	
			Women	0	0	0	0	0	0	2	0	0	2	
			Total	0	0	0	0	0	0	2	0	0	2	No
43.0104 Criminal Justice/Safety Studies	5 - Bachelor's degree	1	Men	0	1	0	0	1	0	18	1	0	21	
			Women	0	1	0	0	1	0	29	1	1	33	
			Total	0	2	0	0	2	0	47	2	1	54	No
45.0601 Economics, General	5 - Bachelor's degree	1	Men	0	0	0	0	0	0	0	0	0	0	
			Women	0	0	0	0	0	0	0	1	0	1	
			Total	0	0	0	0	0	0	0	1	0	1	No
45.0701 Geography	5 - Bachelor's degree	1	Men	0	1	0	0	0	0	8	0	0	9	
			Women	0	0	0	0	0	0	5	0	0	5	
			Total	0	1	0	0	0	0	13	0	0	14	No
45.0901 International Relations and Affairs	5 - Bachelor's degree	1	Men	0	0	0	0	1	0	1	0	0	2	
			Women	0	0	0	0	0	0	3	0	0	3	
			Total	0	0	0	0	1	0	4	0	0	5	No
45.0901 International Relations and Affairs	5 - Bachelor's degree	2	Men	0	0	0	0	0	0	1	0	0	1	
			Women	0	0	0	0	0	0	1	0	0	1	
			Total	0	0	0	0	0	0	2	0	0	2	No
45.1001 Political Science and Government, General	5 - Bachelor's degree	1	Men	0	0	0	0	0	0	4	0	0	4	
			Women	0	0	0	0	0	0	1	0	0	1	
			Total	0	0	0	0	0	0	5	0	0	5	No
45.1001 Political Science and Government, General	5 - Bachelor's degree	2	Men	0	0	0	0	0	0	1	0	0	1	
			Women	0	0	0	0	0	0	0	0	0	0	
			Total	0	0	0	0	0	0	1	0	0	1	No
45.1101 Sociology	5 - Bachelor's degree	1	Men	0	0	0	0	0	0	2	0	0	2	
			Women	0	0	0	1	0	0	4	0	0	5	
			Total	0	0	0	1	0	0	6	0	0	7	No
45.1101		2	Men	0	0	0	0	0	0	1	0	0	1	

CIPCODE	Award Level	Major	Gender	Non Resident Alien	Hispanic / Latino	American Indian or Alaska Native	Asian	Black or African American	Native Hawaiian or Other Pacific Islander	White	Two or more Races	Race/ ethnicity unknown	Total	distance education program
52.0213 Organizational Leadership	1 - Awards of less than 1 academic year	1	Men	0	0	0	0	1	0	3	0	0	4	
			Women	0	0	0	0	1	0	0	0	0	1	
			Total	0	0	0	0	2	0	3	0	0	5	No
52.0213 Organizational Leadership	2 - Awards of at least 1 but less than 2 academic years	1	Men	0	0	0	0	0	0	0	0	0	0	
			Women	0	0	0	0	0	0	0	0	0	0	
			Total	0	0	0	0	0	0	0	0	0	0	No
52.0301 Accounting	6 - Postbaccalaureate certificates	1	Men	0	0	0	0	0	0	5	0	0	5	
			Women	0	0	0	0	0	0	5	0	0	5	
			Total	0	0	0	0	0	0	10	0	0	10	No
52.0304 Accounting and Finance	7 - Master's degree	1	Men	0	0	0	0	0	0	5	1	0	6	
			Women	1	0	0	1	0	0	1	0	0	3	
			Total	1	0	0	1	0	0	6	1	0	9	No
52.0801 Finance, General	6 - Postbaccalaureate certificates	1	Men	0	0	0	0	0	0	0	0	0	0	
			Women	0	0	0	0	0	0	0	0	0	0	
			Total	0	0	0	0	0	0	0	0	0	0	No
52.1001 Human Resources Management/Personnel Administration, General	6 - Postbaccalaureate certificates	1	Men	0	0	0	0	1	0	1	0	0	2	
			Women	0	0	0	0	1	0	2	0	0	3	
			Total	0	0	0	0	2	0	3	0	0	5	No
52.1101 International Business/Trade/Commerce	6 - Postbaccalaureate certificates	1	Men	0	0	0	0	0	0	0	0	0	0	
			Women	0	0	0	0	0	0	0	0	0	0	
			Total	0	0	0	0	0	0	0	0	0	0	No
52.1401 Marketing/Marketing Management, General	6 - Postbaccalaureate certificates	1	Men	0	0	0	0	0	0	0	0	0	0	
			Women	0	0	0	0	0	0	0	0	0	0	
			Total	0	0	0	0	0	0	0	0	0	0	No
54.0101 History, General	5 - Bachelor's degree	1	Men	0	0	0	0	0	0	5	0	0	5	
			Women	0	0	0	0	0	0	3	0	0	3	
			Total	0	0	0	0	0	0	8	0	0	8	No

Completions: total by first major

99.0000 Summary Grand Totals	Award Level	Nonresident alien	Hispanic Latino	American Indian or Alaska Native	Asian	Black or African American	Native Hawaiian or Other Pacific Islander	White	Two or more Races	Race/ethnicity unknown	Total	PY Total
Awards of less than 1 academic year	1											
Men		0	0	0	0	2	0	9	0	1	12	0
Women		0	1	0	0	6	0	29	0	0	36	0
Total		0	1	0	0	8	0	38	0	1	48	0
Awards of at least 1 but less than 2 academic years	2											
Men		0	0	0	0	0	0	0	0	0	0	13
Women		0	0	0	0	0	0	0	0	0	0	38
Total		0	0	0	0	0	0	0	0	0	0	51
Associate's degree	3											
Men		0	1	0	0	0	0	15	0	0	16	30
Women		0	1	0	1	0	0	14	0	0	16	29
Total		0	2	0	1	0	0	29	0	0	32	59
Bachelor's degree	5											
Men		1	11	0	6	16	1	279	6	4	324	318
Women		1	13	0	8	30	1	459	7	4	523	546
Total		2	24	0	14	46	2	738	13	8	847	864
Postbaccalaureate certificates	6											
Men		0	0	0	0	1	0	6	0	0	7	14
Women		0	0	0	0	2	0	9	0	0	11	10
Total		0	0	0	0	3	0	15	0	0	18	24
Master's degree	7											
Men		0	0	0	3	1	0	36	1	0	41	57
Women		1	2	0	1	7	1	68	1	0	81	91
Total		1	2	0	4	8	1	104	2	0	122	148

Grand Total Men		1	12	0	9	20	1	345	7	5	400	432
Grand Total Women		2	17	0	10	45	2	579	8	4	667	714
Grand Total		3	29	0	19	65	3	924	15	9	1067	1146

PY Grand Total Men		4	7	3	11	17	2	373	10	5		432
PY Grand Total Women		4	11	2	11	44	1	627	7	7		714
PY Grand Total		8	18	5	22	61	3	1000	17	12		1146

Completions: total by second major

99.0000 Summary Grand Totals	Award Level	Nonresident alien	Hispanic Latino	American Indian or Alaska Native	Asian	Black or African American	Native Hawaiian or Other Pacific Islander	White	Two or more Races	Race/ethnicity unknown	Total	PY Total
Bachelor's degree	5											
Men		0	0	0	0	1	0	4	1	0	6	7
Women		0	0	0	0	0	0	17	0	0	17	12
Total		0	0	0	0	1	0	21	1	0	23	19

Grand Total Men		0	0	0	0	1	0	4	1	0	6	7
Grand Total Women		0	0	0	0	0	0	17	0	0	17	12
Grand Total		0	0	0	0	1	0	21	1	0	23	19

PY Grand Total Men		0	0	0	0	0	0	7	0	0		7
PY Grand Total Women		0	1	1	0	0	0	9	0	1		12
PY Grand Total		0	1	1	0	0	0	16	0	1		19

All Completers

Institutions must report the following information. (Some data will be pre-populated from the completions by CIP code data.)

All Completers

Number of students by gender and race and ethnicity earning an award between July 1, 2015 and June 30, 2016. Count each student only once, regardless of how many awards he/she earned. The intent of this screen is to collect an unduplicated count of total numbers of *completers*.

- Report Hispanic/Latino individuals of any race as Hispanic/Latino
- Report race for non-Hispanic/Latino individuals only

	Men		Women		Total Students
	Number of Students	Total Awards	Number of Students	Total Awards	
<u>Nonresident alien</u>	<input type="text" value="1"/>	1	<input type="text" value="2"/>	2	3
<u>Hispanic/Latino</u>	<input type="text" value="11"/>	12	<input type="text" value="16"/>	17	27
<u>American Indian or Alaska Native</u>	<input type="text" value="0"/>	0	<input type="text" value="0"/>	0	0
<u>Asian</u>	<input type="text" value="9"/>	9	<input type="text" value="10"/>	10	19
<u>Black or African American</u>	<input type="text" value="20"/>	20	<input type="text" value="44"/>	45	64
<u>Native Hawaiian or Other Pacific Islander</u>	<input type="text" value="1"/>	1	<input type="text" value="2"/>	2	3
<u>White</u>	<input type="text" value="330"/>	345	<input type="text" value="565"/>	579	895
<u>Two or more races</u>	<input type="text" value="7"/>	7	<input type="text" value="8"/>	8	15
<u>Race and ethnicity unknown</u>	<input type="text" value="4"/>	5	<input type="text" value="4"/>	4	8
TOTAL	383	400	651	667	1,034
PY TOTAL	404		687		1,091

Completers by Level

Institutions must report the following information. This screen will be shown for each of the following award categories for which completions have been reported:

- Less than 1-year certificates
- At least 1 but less than 4-year certificates
- Associate's degrees
- Bachelor's degrees
- Master's degrees
- Doctor's degrees
- Postbaccalaureate and post-master's certificates

Less than 1-year certificates

Number of students by gender, by race and ethnicity, and by age earning this award between July 1, 2015 and June 30, 2016. Each student should be counted once per award level. For example, if a student earned a master's degree and a doctor's degree, he/she should be counted once in master's and once in doctor's. A student earning two master's degrees should be counted only once.

- Report Hispanic/Latino individuals of any race as Hispanic/Latino
- Report race for non-Hispanic/Latino individuals only

	Number of Students	Total Awards
By Gender		
Men	<input type="text" value="12"/>	12
Women	<input type="text" value="33"/>	36
TOTAL	45	48
PY TOTAL		

By Race/Ethnicity

<u>Nonresident alien</u>	<input type="text" value="0"/>	0
<u>Hispanic/Latino</u>	<input type="text" value="1"/>	1
<u>American Indian or Alaska Native</u>	<input type="text" value="0"/>	0
<u>Asian</u>	<input type="text" value="0"/>	0
<u>Black or African American</u>	<input type="text" value="8"/>	8
<u>Native Hawaiian or Other Pacific Islander</u>	<input type="text" value="0"/>	0

<u>White</u>	<input type="text" value="35"/>	38
Two or more races	<input type="text" value="0"/>	0
<u>Race and ethnicity unknown</u>	<input type="text" value="1"/>	1
TOTAL	45	48

--	--	--

By Age		
Under 18	<input type="text" value="0"/>	
18-24	<input type="text" value="20"/>	
25-39	<input type="text" value="14"/>	
40 and Above	<input type="text" value="11"/>	
Age Unknown	<input type="text" value="0"/>	
TOTAL	45	48

Completers by Level

Institutions must report the following information. This screen will be shown for each of the following award categories for which completions have been reported:

- Less than 1-year certificates
- At least 1 but less than 4-year certificates
- Associate's degrees
- Bachelor's degrees
- Master's degrees
- Doctor's degrees
- Postbaccalaureate and post-master's certificates

Associate's degrees

Number of students by gender, by race and ethnicity, and by age earning this award between July 1, 2015 and June 30, 2016. Each student should be counted once per award level. For example, if a student earned a master's degree and a doctor's degree, he/she should be counted once in master's and once in doctor's. A student earning two master's degrees should be counted only once.


- Report Hispanic/Latino individuals of any race as Hispanic/Latino
- Report race for non-Hispanic/Latino individuals only

	Number of Students	Total Awards
By Gender		
Men	<input type="text" value="16"/>	16
Women	<input type="text" value="16"/>	16
TOTAL	<input type="text" value="32"/>	32
PY TOTAL	58	

By Race/Ethnicity

<u>Nonresident alien</u>	<input type="text" value="0"/>	0
<u>Hispanic/Latino</u>	<input type="text" value="2"/>	2
<u>American Indian or Alaska Native</u>	<input type="text" value="0"/>	0
<u>Asian</u>	<input type="text" value="1"/>	1
<u>Black or African American</u>	<input type="text" value="0"/>	0
<u>Native Hawaiian or Other Pacific Islander</u>		0

	<input type="text" value="0"/>	
<u>White</u>	<input type="text" value="29"/>	29
Two or more races	<input type="text" value="0"/>	0
<u>Race and ethnicity unknown</u>	<input type="text" value="0"/>	0
TOTAL	32	32

 **By Age**

Under 18	<input type="text" value="0"/>	
18-24	<input type="text" value="15"/>	
25-39	<input type="text" value="12"/>	
40 and Above	<input type="text" value="5"/>	
Age Unknown	<input type="text" value="0"/>	
TOTAL	32	32

Completers by Level

Institutions must report the following information. This screen will be shown for each of the following award categories for which completions have been reported:

- Less than 1-year certificates
- At least 1 but less than 4-year certificates
- Associate's degrees
- Bachelor's degrees
- Master's degrees
- Doctor's degrees
- Postbaccalaureate and post-master's certificates

Bachelor's degrees

Number of students by gender, by race and ethnicity, and by age earning this award between July 1, 2015 and June 30, 2016. Each student should be counted once per award level. For example, if a student earned a master's degree and a doctor's degree, he/she should be counted once in master's and once in doctor's. A student earning two master's degrees should be counted only once.


- Report Hispanic/Latino individuals of any race as Hispanic/Latino
- Report race for non-Hispanic/Latino individuals only


	Number of Students	Total Awards
By Gender		
Men	<input type="text" value="322"/>	324
Women	<input type="text" value="519"/>	523
TOTAL	841	847
PY TOTAL	850	

By Race/Ethnicity

<u>Nonresident alien</u>	<input type="text" value="2"/>	2
<u>Hispanic/Latino</u>	<input type="text" value="24"/>	24
<u>American Indian or Alaska Native</u>	<input type="text" value="0"/>	0
<u>Asian</u>	<input type="text" value="14"/>	14
<u>Black or African American</u>	<input type="text" value="46"/>	46
<u>Native Hawaiian or Other Pacific Islander</u>	<input type="text" value="2"/>	2

<u>White</u>	<input type="text" value="732"/>	738
Two or more races	<input type="text" value="13"/>	13
<u>Race and ethnicity unknown</u>	<input type="text" value="8"/>	8
TOTAL	841	847



 **By Age**

Under 18	<input type="text" value="0"/>	
18-24	<input type="text" value="442"/>	
25-39	<input type="text" value="319"/>	
40 and Above	<input type="text" value="80"/>	
Age Unknown	<input type="text" value="0"/>	
TOTAL	841	847

Completers by Level

Institutions must report the following information. This screen will be shown for each of the following award categories for which completions have been reported:

- Less than 1-year certificates
- At least 1 but less than 4-year certificates
- Associate's degrees
- Bachelor's degrees
- Master's degrees
- Doctor's degrees
- Postbaccalaureate and post-master's certificates

Master's degrees

Number of students by gender, by race and ethnicity, and by age earning this award between July 1, 2015 and June 30, 2016. Each student should be counted once per award level. For example, if a student earned a master's degree and a doctor's degree, he/she should be counted once in master's and once in doctor's. A student earning two master's degrees should be counted only once.


- Report Hispanic/Latino individuals of any race as Hispanic/Latino
- Report race for non-Hispanic/Latino individuals only


	Number of Students	Total Awards
By Gender		
Men	<input type="text" value="41"/>	41
Women	<input type="text" value="81"/>	81
TOTAL	122	122
PY TOTAL	145	

By Race/Ethnicity

<u>Nonresident alien</u>	<input type="text" value="1"/>	1
<u>Hispanic/Latino</u>	<input type="text" value="2"/>	2
<u>American Indian or Alaska Native</u>	<input type="text" value="0"/>	0
<u>Asian</u>	<input type="text" value="4"/>	4
<u>Black or African American</u>	<input type="text" value="8"/>	8
<u>Native Hawaiian or Other Pacific Islander</u>	<input type="text" value="1"/>	1

<u>White</u>	<input type="text" value="104"/>	104
Two or more races	<input type="text" value="2"/>	2
<u>Race and ethnicity unknown</u>	<input type="text" value="0"/>	0
TOTAL	122	122



 **By Age**

Under 18	<input type="text" value="0"/>	
18-24	<input type="text" value="1"/>	
25-39	<input type="text" value="96"/>	
40 and Above	<input type="text" value="25"/>	
Age Unknown	<input type="text" value="0"/>	
TOTAL	122	122

Completers by Level

Institutions must report the following information. This screen will be shown for each of the following award categories for which completions have been reported:

- Less than 1-year certificates
- At least 1 but less than 4-year certificates
- Associate's degrees
- Bachelor's degrees
- Master's degrees
- Doctor's degrees
- Postbaccalaureate and post-master's certificates

Postbaccalaureate and post-master's certificates

Number of students by gender, by race and ethnicity, and by age earning this award between July 1, 2015 and June 30, 2016. Each student should be counted once per award level. For example, if a student earned a master's degree and a doctor's degree, he/she should be counted once in master's and once in doctor's. A student earning two master's degrees should be counted only once.


- Report Hispanic/Latino individuals of any race as Hispanic/Latino
- Report race for non-Hispanic/Latino individuals only


	Number of Students	Total Awards
By Gender		
Men	<input type="text" value="7"/>	7
Women	<input type="text" value="11"/>	11
TOTAL	18	18
PY TOTAL	23	

By Race/Ethnicity

<u>Nonresident alien</u>	<input type="text" value="0"/>	0
<u>Hispanic/Latino</u>	<input type="text" value="0"/>	0
<u>American Indian or Alaska Native</u>	<input type="text" value="0"/>	0
<u>Asian</u>	<input type="text" value="0"/>	0
<u>Black or African American</u>	<input type="text" value="3"/>	3
<u>Native Hawaiian or Other Pacific Islander</u>	<input type="text" value="0"/>	0

<u>White</u>	<input type="text" value="15"/>	15
Two or more races	<input type="text" value="0"/>	0
<u>Race and ethnicity unknown</u>	<input type="text" value="0"/>	0
TOTAL	18	18



 **By Age**

Under 18	<input type="text" value="0"/>	
18-24	<input type="text" value="0"/>	
25-39	<input type="text" value="12"/>	
40 and Above	<input type="text" value="6"/>	
Age Unknown	<input type="text" value="0"/>	
TOTAL	18	18

Summary

IPEDS collects important information regarding your institution. All data reported in IPEDS survey components become available in the IPEDS Data Center and appear as aggregated data in various Department of Education reports. Additionally, some of the reported data appears specifically for your institution through the College Navigator website and is included in your institution's Data Feedback Report (DFR). The purpose of this summary is to provide you an opportunity to view some of the data that, when accepted through the IPEDS quality control process, will appear on the College Navigator website and/or your DFR. College Navigator is updated approximately three months after the data collection period closes and Data Feedback Reports will be available through the [Data Center](#) and sent to your institution's CEO in November 2016.

Please review your data for accuracy. If you have questions about the data displayed below after reviewing the data reported on the survey screens, please contact the IPEDS Help Desk at: 1-877-225-2568 or ipedshelp@rti.org.

Summary of Completions Data

Award Level	Number of Completions	
	1 st major	2 nd major
<u>Postsecondary award, certificate, or diploma (less than 1 academic year)</u>	48	0
<u>Postsecondary award, certificate, or diploma (at least 1 but less than 2 academic years)</u>	0	0
<u>Associate's degree</u>	32	0
<u>Bachelors degree or equivalent</u>	847	23
<u>Postbaccalaureate certificate</u>	18	0
<u>Master's degree</u>	122	0
Total number of degrees and certificates	1,067	

Summary of Completers Data

	Number of Students		
	Men	Women	Total
All Completers	383	651	1,034

Completions

Indiana University-Southeast (151379)

Source	Description	Severity	Resolved	Options
Global Edits				
Perform Edits	Your institution did not report offering award level(s) (1) in the prior year IC Header survey, but you indicated that one or more programs are offered at this level here. Please correct your data or explain the discrepancy. (Error #10529)	Explanation	Yes	
Reason:	During the past year there was a reclassification of some of our certificates to awards of less than one year as mandated by the state commission for higher education.			
Perform Edits	Your institution reported in the prior year Institutional Characteristics survey that it offers graduate distance education opportunities (courses and/or programs), but you did not respond "Yes" to the distance education program question for any CIP code (award levels 6 to 19). Please correct your data or explain if your institution does not offer full programs via distance education. (Error #10587)	Explanation	Yes	
Reason:	Currently, there are some courses that are available at a distance, but no programs are considered distance education at the graduate level.			
Perform Edits	Current year completions (7) are outside the expected range when compared to completions reported in the prior year (30) for: Women, 2-digit field (50), award level (5). Please correct your data or explain. (Error #10505)	Explanation	Yes	
Reason:	Enrollments have been highly volatile for this campus due to demographic and physical (bridge construction) challenges. This decrease in degree production reflects the changes in the pipeline.			
Perform Edits	Current year completions (0) are outside the expected range when compared to completions reported in the prior year (33) for: Women, 2-digit field (51), award level (2). Please correct your data or explain. (Error #10505)	Explanation	Yes	
Reason:	During the past year there was a reclassification of some of our certificates to awards of less than one year as mandated by the state commission for higher education.			
Screen: Completers- Associate's degrees				
Screen Entry	The total number of completers (Men + Women) reported for this award level (32) is outside the expected range when compared to the prior year value. Please correct your data or contact the IPEDS Help Desk for assistance. (Error #10584)	Explanation	Yes	
Reason:	A fairly new requirement from the state is that all Associate degrees be the domain of the state community college unless they do not offer that particular program. Our mission is being directed more toward bachelor and higher degrees.			