

**Institution: Indiana University-Southeast (151379)**

**User ID: 88G2401**

**Completions Overview**

Welcome to the IPEDS Completions survey component. The Completions component is one of several IPEDS components that is conducted during the Fall data collection period. It collects the number of degrees and certificates awarded by field of study, level of award, race/ethnicity, and gender. The reporting period for the Completions component is during the 12-month time period beginning July 1 of the previous calendar year and ending June 30 of the current calendar year; therefore, for this year's Completions component, the reporting period is between July 1, 2016 and June 30, 2017. The Completions component is also collecting the number of students (e.g., completers) who earned awards between July 1, 2016 and June 30, 2017.

Completions Common Errors

Some common completions component errors include the following:

- Including award levels on your current year Completions that were not reported on your previous year's (PY) Institutional Characteristics (IC). [Award levels in the PY IC component cannot be changed; therefore, contact the IPEDS Help Desk at 1-877-225-2568 if you need assistance.]
- Forgetting to select CIP codes for new programs of study that are offered by the institution, but do not have completions for the reporting period.
- Forgetting to enter in zero in at least one of the cells for CIP codes that do not have completions.

Recent Changes

- The following question on **distance education** has been added to the bottom of each individual "CIP Data" screen:  
"Is this program offered as a distance education program?"
- The following two screens, which collect data specifically on students were added to this component, beginning in the 2012-13 survey year:
  - **"All Completers"** - Collects the number of students who earned an award between July 1, 2016 and June 30, 2017 by gender and race/ethnicity. (The intent of this screen is to collect an **unduplicated count** of total numbers of completers.)
  - **"Completers by Level"** - Collects the number of students who earned an award between July 1, 2016 and June 30, 2017 by award level and 1) by gender; 2) by race/ethnicity; and 3) by age.
- The definition for Post-baccalaureate Certificate has changed slightly for the 2014-15 collection. The new definition is as follows: **An award that requires completion of an organized program of study beyond the bachelor's. It is designed for persons who have completed a baccalaureate degree, but does not meet the requirements of a master's degree.**

**NOTE: Even though Teacher Preparation certificate programs may require a bachelor's degree for admission, they are considered sub-baccalaureate undergraduate programs, and students in these programs are undergraduate students.**

General Information

CIP Codes:  
The [CIP 2010 Website](#) includes a list of new CIP codes, a list of deleted CIP codes, a list of moved CIP Codes, and an online crosswalk of the 2000 CIP and 2010 CIP.

The [Resources Page](#) of the CIP 2010 website contains many valuable resources including:

- CIP 2010 Manual and copies of previous editions of the CIP Manual
- Crosswalk between the 2000 CIP codes and the 2010 CIP codes in Excel format

Keep in mind that some information provided by institutions on the Completions component appear in the [College Navigator](#), which is a major tool used by consumers searching for information about postsecondary education. It is therefore vitally important that you include accurate information about your institution.

Survey materials can be downloaded using the following link: [Survey Materials](#).  
The prior year revision system can be accessed using the following link: [Prior Year Revision System](#)

**Completions CIP Data**

CIPCODE	Award Level	Major	Gender	Non Resident Alien	Hispanic / Latino	American Indian or Alaska Native	Asian	Black or African American	Native Hawaiian or Other Pacific Islander	White	Two or more Races	Race/ ethnicity unknown	Total	distance education program	
09.0101 Speech Communication and Rhetoric	5 - Bachelor's degree	1	Men	0	1	0	0	1	0	9	1	0	12		
			Women	0	1	0	0	0	0	29	1	0	31		
			Total	0	2	0	0	1	0	38	2	0	43	No	
09.0101 Speech Communication and Rhetoric	5 - Bachelor's degree	2	Men	0	0	0	0	0	0	1	0	0	1		
			Women	0	0	0	0	0	0	0	0	0	0	0	
			Total	0	0	0	0	0	0	1	0	0	1	No	
09.0401 Journalism	5 - Bachelor's degree	1	Men	0	0	0	0	1	0	4	0	0	5		
			Women	0	0	0	0	0	0	2	0	0	2		
			Total	0	0	0	0	1	0	6	0	0	7	No	
11.0103 Information Technology	1 - Awards of less than 1 academic year	1	Men	0	0	0	0	0	0	3	0	0	3		
			Women	0	0	0	0	0	0	1	0	0	1		
			Total	0	0	0	0	0	0	4	0	0	4	No	
11.0103 Information Technology	2 - Awards of at least 1 but less than 2 academic years	1	Men	0	0	0	0	0	0	0	0	0	0		
			Women	0	0	0	0	0	0	0	0	0	0		
			Total	0	0	0	0	0	0	0	0	0	0	No	
11.0104 Informatics	5 - Bachelor's degree	1	Men	0	1	0	1	0	1	10	0	0	13		
			Women	0	0	0	0	0	0	4	0	0	4		
			Total	0	1	0	1	0	1	14	0	0	17	No	
11.0701 Computer Science	5 - Bachelor's degree	1	Men	0	0	0	0	0	0	13	1	0	14		
			Women	0	0	0	0	0	0	3	0	0	3		
			Total	0	0	0	0	0	0	16	1	0	17	No	
13.1001 Special Education and Teaching, General	5 - Bachelor's degree	1	Men	0	0	0	0	0	0	2	0	0	2		
			Women	0	0	0	0	0	0	11	0	0	11		
			Total	0	0	0	0	0	0	13	0	0	13	No	
13.1101 Counselor Education/School Counseling and Guidance Services	7 - Master's degree	1	Men	0	0	0	0	0	0	1	0	0	1		
			Women	0	1	0	0	4	0	6	1	0	12		
			Total	0	1	0	0	4	0	7	1	0	13	No	
13.1202 Elementary Education and Teaching	5 - Bachelor's degree	1	Men	0	0	0	0	0	0	8	0	0	8		
			Women	0	2	0	0	0	0	42	0	0	44		
			Total	0	2	0	0	0	0	50	0	0	52	No	
13.1202 Elementary Education and Teaching	7 - Master's degree	1	Men	0	0	0	0	1	0	1	0	0	2		
			Women	0	0	0	0	4	0	24	0	0	28		
			Total	0	0	0	0	5	0	25	0	0	30	No	
13.1205 Secondary Education and Teaching	5 - Bachelor's degree	1	Men	0	0	0	0	1	0	6	0	0	7		
			Women	0	0	0	0	0	0	9	1	0	10		
			Total	0	0	0	0	1	0	15	1	0	17	No	
13.1205 Secondary Education and Teaching	7 - Master's degree	1	Men	0	0	0	0	0	0	8	0	0	8		
			Women	0	0	0	0	0	0	8	0	0	8		
			Total	0	0	0	0	0	0	16	0	0	16	No	
13.1311 Mathematics Teacher Education	5 - Bachelor's degree	1	Men	0	0	0	0	0	0	2	0	0	2		
			Women	0	0	0	0	0	0	2	0	0	2		
			Total	0	0	0	0	0	0	4	0	0	4	No	
13.1318	5 - Bachelor's degree	1	Men	0	0	0	0	0	0	3	0	0	3		

CIPCODE	Award Level	Major	Gender	Non Resident Alien	Hispanic / Latino	American Indian or Alaska Native	Asian	Black or African American	Native Hawaiian or Other Pacific Islander	White	Two or more Races	Race/ ethnicity unknown	Total	distance education program
Social Studies Teacher Education			Women	0	0	0	0	0	0	1	0	0	1	
			Total	0	0	0	0	0	0	4	0	0	4	No
16.0501 German Language and Literature	5 - Bachelor's degree	1	Men	0	0	0	0	0	0	1	0	0	1	
			Women	0	0	0	0	0	0	1	0	0	1	
			Total	0	0	0	0	0	0	2	0	0	2	No
16.0901 French Language and Literature	5 - Bachelor's degree	1	Men	0	0	0	0	0	0	0	0	0	0	
			Women	0	0	0	0	0	0	2	0	0	2	
			Total	0	0	0	0	0	0	2	0	0	2	No
16.0905 Spanish Language and Literature	5 - Bachelor's degree	1	Men	0	3	0	0	0	0	2	0	0	5	
			Women	0	3	0	0	0	0	6	0	0	9	
			Total	0	6	0	0	0	0	8	0	0	14	No
16.0905 Spanish Language and Literature	5 - Bachelor's degree	2	Men	0	0	0	0	0	0	0	0	0	0	
			Women	0	1	0	0	0	0	0	0	0	1	
			Total	0	1	0	0	0	0	0	0	0	1	No
16.0999 Romance Languages, Literatures, and Linguistics, Other	1 - Awards of less than 1 academic year	1	Men	0	0	0	0	0	0	5	0	0	5	
			Women	0	1	0	0	0	0	10	1	0	12	
			Total	0	1	0	0	0	0	15	1	0	17	No
23.0101 English Language and Literature, General	5 - Bachelor's degree	1	Men	0	0	0	0	0	0	7	0	0	7	
			Women	0	0	0	0	1	0	14	0	0	15	
			Total	0	0	0	0	1	0	21	0	0	22	No
23.0101 English Language and Literature, General	5 - Bachelor's degree	2	Men	0	0	0	0	0	0	4	0	0	4	
			Women	0	0	0	0	0	0	3	0	0	3	
			Total	0	0	0	0	0	0	7	0	0	7	No
24.0101 Liberal Arts and Sciences/Liberal Studies	3 - Associate's degree	1	Men	0	0	0	0	0	0	2	0	0	2	
			Women	0	0	0	0	0	0	3	0	0	3	
			Total	0	0	0	0	0	0	5	0	0	5	No
24.0101 Liberal Arts and Sciences/Liberal Studies	6 - Postbaccalaureate certificates	1	Men	0	0	0	0	0	0	1	0	0	1	
			Women	0	0	0	0	0	0	1	0	0	1	
			Total	0	0	0	0	0	0	2	0	0	2	No
24.0101 Liberal Arts and Sciences/Liberal Studies	7 - Master's degree	1	Men	0	0	0	0	1	0	0	0	0	1	
			Women	0	0	0	0	1	0	3	0	0	4	
			Total	0	0	0	0	2	0	3	0	0	5	No
24.0102 General Studies	5 - Bachelor's degree	1	Men	0	0	0	0	0	0	0	0	0	0	
			Women	0	0	0	0	0	0	0	0	0	0	
			Total	0	0	0	0	0	0	0	0	0	0	No
24.0102 General Studies	5 - Bachelor's degree	2	Men	0	0	0	0	0	0	1	0	0	1	
			Women	0	1	0	0	0	0	4	0	0	5	
			Total	0	1	0	0	0	0	5	0	0	6	No
24.0199 Liberal Arts and Sciences, General Studies and Humanities, Other	3 - Associate's degree	1	Men	0	0	0	0	0	0	0	0	0	0	
			Women	0	0	0	0	0	0	1	0	0	1	
			Total	0	0	0	0	0	0	1	0	0	1	No
24.0199 Liberal Arts and Sciences, General Studies and Humanities, Other	5 - Bachelor's degree	1	Men	0	2	0	0	4	0	12	2	1	21	
			Women	0	0	0	0	5	0	37	2	1	45	
			Total	0	2	0	0	9	0	49	4	2	66	Yes

CIPCODE	Award Level	Major	Gender	Non Resident Alien	Hispanic / Latino	American Indian or Alaska Native	Asian	Black or African American	Native Hawaiian or Other Pacific Islander	White	Two or more Races	Race/ ethnicity unknown	Total	distance education program
26.0101 Biology/Biological Sciences, General	5 - Bachelor's degree	1	Men	0	1	0	1	0	0	11	0	0	13	
			Women	0	0	0	1	1	0	29	0	0	31	
			Total	0	1	0	2	1	0	40	0	0	44	No
26.1501 Neuroscience	5 - Bachelor's degree	1	Men	0	0	0	0	0	0	0	0	0	0	
			Women	0	0	0	0	0	0	3	0	0	3	
			Total	0	0	0	0	0	0	3	0	0	3	No
27.0101 Mathematics, General	5 - Bachelor's degree	1	Men	0	0	0	1	0	0	3	0	0	4	
			Women	0	0	0	0	0	0	2	0	0	2	
			Total	0	0	0	1	0	0	5	0	0	6	No
30.0000 Multi-/Interdisciplinary Studies, General	5 - Bachelor's degree	1	Men	0	0	0	0	0	0	4	0	0	4	
			Women	0	0	0	0	1	0	2	1	0	4	
			Total	0	0	0	0	1	0	6	1	0	8	Yes
30.9999 Multi-/Interdisciplinary Studies, Other	5 - Bachelor's degree	1	Men	0	0	0	0	0	0	1	0	0	1	
			Women	0	0	0	0	0	0	0	0	0	0	
			Total	0	0	0	0	0	0	1	0	0	1	No
38.0101 Philosophy	5 - Bachelor's degree	1	Men	0	0	0	0	0	0	1	0	0	1	
			Women	0	0	0	0	0	0	0	0	0	0	
			Total	0	0	0	0	0	0	1	0	0	1	No
38.0101 Philosophy	5 - Bachelor's degree	2	Men	0	0	0	0	0	0	1	0	0	1	
			Women	0	0	0	0	0	0	0	0	0	0	
			Total	0	0	0	0	0	0	1	0	0	1	No
40.0501 Chemistry, General	5 - Bachelor's degree	1	Men	0	0	0	1	0	0	5	0	0	6	
			Women	0	0	0	0	0	0	3	0	0	3	
			Total	0	0	0	1	0	0	8	0	0	9	No
42.0101 Psychology, General	5 - Bachelor's degree	1	Men	0	1	0	0	2	0	17	0	0	20	
			Women	0	1	0	0	5	0	59	0	0	65	
			Total	0	2	0	0	7	0	76	0	0	85	No
42.0101 Psychology, General	5 - Bachelor's degree	2	Men	0	0	0	0	0	0	0	0	0	0	
			Women	0	0	0	0	0	0	1	0	0	1	
			Total	0	0	0	0	0	0	1	0	0	1	No
43.0104 Criminal Justice/Safety Studies	5 - Bachelor's degree	1	Men	0	1	0	1	0	0	23	1	0	26	
			Women	0	2	0	0	4	0	25	1	0	32	
			Total	0	3	0	1	4	0	48	2	0	58	No
45.0601 Economics, General	5 - Bachelor's degree	1	Men	0	0	0	0	0	0	0	0	0	0	
			Women	0	0	0	0	0	0	1	1	0	2	
			Total	0	0	0	0	0	0	1	1	0	2	No
45.0701 Geography	5 - Bachelor's degree	1	Men	0	1	0	0	0	0	6	0	0	7	
			Women	0	1	0	0	0	0	6	0	1	8	
			Total	0	2	0	0	0	0	12	0	1	15	No
45.0901 International Relations and Affairs	5 - Bachelor's degree	1	Men	0	0	0	0	1	0	1	0	0	2	
			Women	0	0	0	0	0	0	2	0	0	2	
			Total	0	0	0	0	1	0	3	0	0	4	No
45.0901 International Relations and Affairs	5 - Bachelor's degree	2	Men	0	2	0	0	0	0	0	0	0	2	
			Women	0	1	0	0	0	0	1	0	0	2	
			Total	0	3	0	0	0	0	1	0	0	4	No
45.1001	5 - Bachelor's degree	1	Men	0	0	0	0	0	0	7	0	0	7	

CIPCODE	Award Level	Major	Gender	Non Resident Alien	Hispanic / Latino	American Indian or Alaska Native	Asian	Black or African American	Native Hawaiian or Other Pacific Islander	White	Two or more Races	Race/ ethnicity unknown	Total	distance education program
Political Science and Government, General			Women	0	0	0	0	1	0	5	0	0	6	
			Total	0	0	0	0	1	0	12	0	0	13	No
45.1101 Sociology	5 - Bachelor's degree	1	Men	0	0	0	0	0	0	1	0	0	1	
			Women	0	2	0	0	1	0	8	0	1	12	
			Total	0	2	0	0	1	0	9	0	1	13	No
45.1101 Sociology	5 - Bachelor's degree	2	Men	0	0	0	0	0	0	0	0	0	0	
			Women	0	0	0	0	0	0	1	0	0	1	
			Total	0	0	0	0	0	0	1	0	0	1	No
50.0701 Art/Art Studies, General	5 - Bachelor's degree	1	Men	0	1	0	0	0	0	0	0	0	1	
			Women	0	0	0	0	1	0	5	0	0	6	
			Total	0	1	0	0	1	0	5	0	0	7	No
50.0702 Fine/Studio Arts, General	5 - Bachelor's degree	1	Men	0	0	0	0	0	0	3	0	0	3	
			Women	0	0	0	0	0	0	3	0	0	3	
			Total	0	0	0	0	0	0	6	0	0	6	No
50.0901 Music, General	5 - Bachelor's degree	1	Men	0	0	0	0	0	0	4	0	0	4	
			Women	0	0	1	0	0	0	1	0	0	2	
			Total	0	0	1	0	0	0	5	0	0	6	No
50.0901 Music, General	5 - Bachelor's degree	2	Men	0	0	0	0	0	0	0	0	0	0	
			Women	0	0	0	0	0	0	1	0	0	1	
			Total	0	0	0	0	0	0	1	0	0	1	No
51.0708 Medical Transcription/Transcriptionist	1 - Awards of less than 1 academic year	1	Men	0	0	0	0	0	0	0	0	0	0	
			Women	0	0	0	0	0	0	1	0	0	1	
			Total	0	0	0	0	0	0	1	0	0	1	No
51.0713 Medical Insurance Coding Specialist/Coder	1 - Awards of less than 1 academic year	1	Men	0	0	0	0	0	0	2	0	0	2	
			Women	0	2	0	0	3	0	24	1	0	30	
			Total	0	2	0	0	3	0	26	1	0	32	No
51.3801 Registered Nursing/Registered Nurse	5 - Bachelor's degree	1	Men	1	0	0	0	0	0	5	0	0	6	
			Women	1	4	1	2	9	0	85	0	0	102	
			Total	2	4	1	2	9	0	90	0	0	108	Yes
52.0101 Business/Commerce, General	3 - Associate's degree	1	Men	0	0	0	0	0	0	3	0	0	3	
			Women	0	0	0	0	0	0	6	0	0	6	
			Total	0	0	0	0	0	0	9	0	0	9	No
52.0101 Business/Commerce, General	5 - Bachelor's degree	1	Men	2	6	0	1	1	0	92	2	1	105	
			Women	1	1	0	2	1	0	67	4	1	77	
			Total	3	7	0	3	2	0	159	6	2	182	No
52.0101 Business/Commerce, General	7 - Master's degree	1	Men	0	0	0	0	0	0	20	1	0	21	
			Women	1	0	0	1	0	0	12	0	0	14	
			Total	1	0	0	1	0	0	32	1	0	35	No
52.0201 Business Administration and Management, General	6 - Postbaccalaureate certificates	1	Men	0	0	0	0	0	0	0	0	0	0	
			Women	0	0	0	0	1	0	0	0	0	1	
			Total	0	0	0	0	1	0	0	0	0	1	No
52.0213 Organizational Leadership	1 - Awards of less than 1 academic year	1	Men	0	0	0	0	0	0	0	0	0	0	
			Women	0	0	0	0	0	0	3	0	0	3	
			Total	0	0	0	0	0	0	3	0	0	3	No
52.0301 Accounting		1	Men	0	0	0	0	1	0	2	0	0	3	
			Women	1	0	0	0	0	0	2	0	0	3	

CIPCODE	Award Level	Major	Gender	Non Resident Alien	Hispanic / Latino	American Indian or Alaska Native	Asian	Black or African American	Native Hawaiian or Other Pacific Islander	White	Two or more Races	Race/ ethnicity unknown	Total	distance education program
	6 - Postbaccalaureate certificates		Total	1	0	0	0	1	0	4	0	0	6	No
52.0304 Accounting and Finance	7 - Master's degree	1	Men	0	0	0	0	1	0	4	0	0	5	
Women			0	0	0	0	0	0	5	0	0	0	5	
Total			0	0	0	0	1	0	9	0	0	0	10	No
52.0801 Finance, General	6 - Postbaccalaureate certificates	1	Men	0	0	0	0	0	0	1	0	0	1	
Women			0	0	0	0	0	0	0	0	0	0	0	
Total			0	0	0	0	0	0	1	0	0	0	1	No
52.1001 Human Resources Management/Personnel Administration, General	6 - Postbaccalaureate certificates	1	Men	0	0	0	0	0	0	0	0	0	0	
Women			0	0	0	0	0	0	1	0	0	0	1	
Total			0	0	0	0	0	0	1	0	0	0	1	No
54.0101 History, General	5 - Bachelor's degree	1	Men	0	0	0	0	0	0	5	0	0	5	
Women			0	0	0	0	0	0	2	0	0	0	2	
Total			0	0	0	0	0	0	7	0	0	0	7	No

**Completions: total by first major**

99.0000 Summary Grand Totals	Award Level	Nonresident alien	Hispanic Latino	American Indian or Alaska Native	Asian	Black or African American	Native Hawaiian or Other Pacific Islander	White	Two or more Races	Race/ethnicity unknown	Total	PY Total
<b>Awards of less than 1 academic year</b>	<b>1</b>											
Men		0	0	0	0	0	0	10	0	0	10	12
Women		0	3	0	0	3	0	39	2	0	47	36
<b>Total</b>		0	3	0	0	3	0	49	2	0	57	48
<b>Awards of at least 1 but less than 2 academic years</b>	<b>2</b>											
Men		0	0	0	0	0	0	0	0	0	0	0
Women		0	0	0	0	0	0	0	0	0	0	0
<b>Total</b>		0	0	0	0	0	0	0	0	0	0	0
<b>Associate's degree</b>	<b>3</b>											
Men		0	0	0	0	0	0	5	0	0	5	16
Women		0	0	0	0	0	0	10	0	0	10	16
<b>Total</b>		0	0	0	0	0	0	15	0	0	15	32
<b>Bachelor's degree</b>	<b>5</b>											
Men		3	18	0	6	11	1	268	7	2	316	324
Women		2	17	2	5	30	0	471	11	4	542	523
<b>Total</b>		5	35	2	11	41	1	739	18	6	858	847
<b>Postbaccalaureate certificates</b>	<b>6</b>											
Men		0	0	0	0	1	0	4	0	0	5	7
Women		1	0	0	0	1	0	4	0	0	6	11
<b>Total</b>		1	0	0	0	2	0	8	0	0	11	18
<b>Master's degree</b>	<b>7</b>											
Men		0	0	0	0	3	0	34	1	0	38	41
Women		1	1	0	1	9	0	58	1	0	71	81
<b>Total</b>		1	1	0	1	12	0	92	2	0	109	122

Grand Total Men		3	18	0	6	15	1	321	8	2	374	400
Grand Total Women		4	21	2	6	43	0	582	14	4	676	667
Grand Total		7	39	2	12	58	1	903	22	6	1050	1067

PY Grand Total Men		1	12	0	9	20	1	345	7	5		400
PY Grand Total Women		2	17	0	10	45	2	579	8	4		667
PY Grand Total		3	29	0	19	65	3	924	15	9		1067

**Completions: total by second major**

99.0000 Summary Grand Totals	Award Level	Nonresident alien	Hispanic Latino	American Indian or Alaska Native	Asian	Black or African American	Native Hawaiian or Other Pacific Islander	White	Two or more Races	Race/ethnicity unknown	Total	PY Total
<b>Bachelor's degree</b>	<b>5</b>											
Men		0	2	0	0	0	0	7	0	0	9	6
Women		0	3	0	0	0	0	11	0	0	14	17
<b>Total</b>		0	5	0	0	0	0	18	0	0	23	23

Grand Total Men		0	2	0	0	0	0	7	0	0	9	6
Grand Total Women		0	3	0	0	0	0	11	0	0	14	17
Grand Total		0	5	0	0	0	0	18	0	0	23	23

PY Grand Total Men		0	0	0	0	1	0	4	1	0		6
PY Grand Total Women		0	0	0	0	0	0	17	0	0		17
PY Grand Total		0	0	0	0	1	0	21	1	0		23



All Completers

Institutions must report the following information. (Some data will be pre-populated from the completions by CIP code data.)

All Completers

Number of students by gender and race and ethnicity earning an award between July 1, 2016 and June 30, 2017. Count each student only once, regardless of how many awards he/she earned. The intent of this screen is to collect an unduplicated count of total numbers of *completers*.

- Report Hispanic/Latino individuals of any race as Hispanic/Latino
- Report race for non-Hispanic/Latino individuals only

	Men		Women		Total Students
	Number of Students	Total Awards	Number of Students	Total Awards	
<u>Nonresident alien</u>	3	3	4	4	7
<u>Hispanic/Latino</u>	18	18	20	21	38
<u>American Indian or Alaska Native</u>	0	0	2	2	2
<u>Asian</u>	6	6	6	6	12
<u>Black or African American</u>	15	15	41	43	56
<u>Native Hawaiian or Other Pacific Islander</u>	1	1	0	0	1
<u>White</u>	314	321	562	582	876
<u>Two or more races</u>	8	8	14	14	22
<u>Race and ethnicity unknown</u>	2	2	4	4	6
<b>TOTAL</b>	367	374	653	676	1,020
<b>PY TOTAL</b>	<b>383</b>		<b>651</b>		<b>1,034</b>

Completers by Level

Institutions must report the number of students who earned an award by level. This screen will be shown for each of the following consolidated award levels for which there is a reported completion:

- Postsecondary awards, certificates, or diplomas of **less than 1 academic year**
  - Less than 900 contact or clock hours, or
  - Less than 30 SEMESTER or TRIMESTER credit hours, or
  - Less than 45 QUARTER credit hours
- Postsecondary awards, certificates, or diplomas of **at least 1 but less than 4 academic years**
  - 900 or more contact or clock hours, or
  - 30 or more SEMESTER or TRIMESTER credit hours, or
  - 45 or more QUARTER credit hours
- Associate's degrees
- Bachelor's degrees
- Master's degrees
- Doctor's degrees
- Postbaccalaureate and post-master's certificates

**Postsecondary award, certificate, or diploma of less than 1 academic year:**

**Less than 900 contact or clock hours, or less than 30 semester or trimester credit hours, or less than 45 quarter credit hours**

Number of students by gender, by race and ethnicity, and by age earning this award between July 1, 2016 and June 30, 2017. Each student should be counted once per award level. For example, if a student earned a master's degree and a doctor's degree, he/she should be counted once in master's and once in doctor's. A student earning two master's degrees should be counted only once.

- Report Hispanic/Latino individuals of any race as Hispanic/Latino
- Report race for non-Hispanic/Latino individuals only


	Number of Students	Total Awards
<b>By Gender</b>		
Men	<input type="text" value="10"/>	10
Women	<input type="text" value="47"/>	47
<b>TOTAL</b>	57	57
<b>PY TOTAL</b>	45	

**By Race/Ethnicity**

<u>Nonresident alien</u>	<input type="text" value="0"/>	0
<u>Hispanic/Latino</u>	<input type="text" value="3"/>	3

<u>American Indian or Alaska Native</u>	<input type="text" value="0"/>	0
<u>Asian</u>	<input type="text" value="0"/>	0
<u>Black or African American</u>	<input type="text" value="3"/>	3
<u>Native Hawaiian or Other Pacific Islander</u>	<input type="text" value="0"/>	0
<u>White</u>	<input type="text" value="49"/>	49
Two or more races	<input type="text" value="2"/>	2
<u>Race and ethnicity unknown</u>	<input type="text" value="0"/>	0
<b>TOTAL</b>	<b>57</b>	<b>57</b>

--	--	--

 **By Age**

Under 18	<input type="text" value="0"/>	
18-24	<input type="text" value="23"/>	
25-39	<input type="text" value="19"/>	
40 and Above	<input type="text" value="15"/>	
Age Unknown	<input type="text" value="0"/>	
<b>TOTAL</b>	<b>57</b>	<b>57</b>

Completers by Level

Institutions must report the number of students who earned an award by level. This screen will be shown for each of the following consolidated award levels for which there is a reported completion:

- Postsecondary awards, certificates, or diplomas of **less than 1 academic year**
  - Less than 900 contact or clock hours, or
  - Less than 30 SEMESTER or TRIMESTER credit hours, or
  - Less than 45 QUARTER credit hours
- Postsecondary awards, certificates, or diplomas of **at least 1 but less than 4 academic years**
  - 900 or more contact or clock hours, or
  - 30 or more SEMESTER or TRIMESTER credit hours, or
  - 45 or more QUARTER credit hours
- Associate's degrees
- Bachelor's degrees
- Master's degrees
- Doctor's degrees
- Postbaccalaureate and post-master's certificates

Associate's degrees

Number of students by gender, by race and ethnicity, and by age earning this award between July 1, 2016 and June 30, 2017. Each student should be counted once per award level. For example, if a student earned a master's degree and a doctor's degree, he/she should be counted once in master's and once in doctor's. A student earning two master's degrees should be counted only once.

- Report Hispanic/Latino individuals of any race as Hispanic/Latino
- Report race for non-Hispanic/Latino individuals only

	Number of Students	Total Awards
<b>By Gender</b>		
Men	<input type="text" value="5"/>	5
Women	<input type="text" value="10"/>	10
<b>TOTAL</b>	<input type="text" value="15"/>	15
<b>PY TOTAL</b>	<b>32</b>	

By Race/Ethnicity

<u>Nonresident alien</u>	<input type="text" value="0"/>	0
<u>Hispanic/Latino</u>	<input type="text" value="0"/>	0
<u>American Indian or Alaska Native</u>	<input type="text" value="0"/>	0

<u>Asian</u>	<input type="text" value="0"/>	0
<u>Black or African American</u>	<input type="text" value="0"/>	0
<u>Native Hawaiian or Other Pacific Islander</u>	<input type="text" value="0"/>	0
<u>White</u>	<input type="text" value="15"/>	15
Two or more races	<input type="text" value="0"/>	0
<u>Race and ethnicity unknown</u>	<input type="text" value="0"/>	0
<b>TOTAL</b>	15	15

 **By Age**

Under 18	<input type="text" value="0"/>	
18-24	<input type="text" value="7"/>	
25-39	<input type="text" value="5"/>	
40 and Above	<input type="text" value="3"/>	
Age Unknown	<input type="text" value="0"/>	
<b>TOTAL</b>	15	15

Completers by Level

Institutions must report the number of students who earned an award by level. This screen will be shown for each of the following consolidated award levels for which there is a reported completion:

- Postsecondary awards, certificates, or diplomas of **less than 1 academic year**
  - Less than 900 contact or clock hours, or
  - Less than 30 SEMESTER or TRIMESTER credit hours, or
  - Less than 45 QUARTER credit hours
- Postsecondary awards, certificates, or diplomas of **at least 1 but less than 4 academic years**
  - 900 or more contact or clock hours, or
  - 30 or more SEMESTER or TRIMESTER credit hours, or
  - 45 or more QUARTER credit hours
- Associate's degrees
- Bachelor's degrees
- Master's degrees
- Doctor's degrees
- Postbaccalaureate and post-master's certificates

**Bachelor's degrees**

Number of students by gender, by race and ethnicity, and by age earning this award between July 1, 2016 and June 30, 2017. Each student should be counted once per award level. For example, if a student earned a master's degree and a doctor's degree, he/she should be counted once in master's and once in doctor's. A student earning two master's degrees should be counted only once.

- Report Hispanic/Latino individuals of any race as Hispanic/Latino
- Report race for non-Hispanic/Latino individuals only

	Number of Students	Total Awards
<b>By Gender</b>		
Men	<input type="text" value="312"/>	316
Women	<input type="text" value="532"/>	542
<b>TOTAL</b>	844	858
PY TOTAL	<b>841</b>	

**By Race/Ethnicity**

<u>Nonresident alien</u>	<input type="text" value="5"/>	5
<u>Hispanic/Latino</u>	<input type="text" value="34"/>	35
<u>American Indian or Alaska Native</u>	<input type="text" value="2"/>	2

<u>Asian</u>	<input type="text" value="11"/>	11
<u>Black or African American</u>	<input type="text" value="41"/>	41
<u>Native Hawaiian or Other Pacific Islander</u>	<input type="text" value="1"/>	1
<u>White</u>	<input type="text" value="726"/>	739
Two or more races	<input type="text" value="18"/>	18
<u>Race and ethnicity unknown</u>	<input type="text" value="6"/>	6
<b>TOTAL</b>	844	858

 **By Age**

Under 18	<input type="text" value="0"/>	
18-24	<input type="text" value="481"/>	
25-39	<input type="text" value="294"/>	
40 and Above	<input type="text" value="69"/>	
Age Unknown	<input type="text" value="0"/>	
<b>TOTAL</b>	844	858

Completers by Level

Institutions must report the number of students who earned an award by level. This screen will be shown for each of the following consolidated award levels for which there is a reported completion:

- Postsecondary awards, certificates, or diplomas of **less than 1 academic year**
  - Less than 900 contact or clock hours, or
  - Less than 30 SEMESTER or TRIMESTER credit hours, or
  - Less than 45 QUARTER credit hours
- Postsecondary awards, certificates, or diplomas of **at least 1 but less than 4 academic years**
  - 900 or more contact or clock hours, or
  - 30 or more SEMESTER or TRIMESTER credit hours, or
  - 45 or more QUARTER credit hours
- Associate's degrees
- Bachelor's degrees
- Master's degrees
- Doctor's degrees
- Postbaccalaureate and post-master's certificates

**Master's degrees**

Number of students by gender, by race and ethnicity, and by age earning this award between July 1, 2016 and June 30, 2017. Each student should be counted once per award level. For example, if a student earned a master's degree and a doctor's degree, he/she should be counted once in master's and once in doctor's. A student earning two master's degrees should be counted only once.

- Report Hispanic/Latino individuals of any race as Hispanic/Latino
- Report race for non-Hispanic/Latino individuals only

	Number of Students	Total Awards
<b>By Gender</b>		
Men	<input type="text" value="38"/>	38
Women	<input type="text" value="70"/>	71
<b>TOTAL</b>	108	109
PY TOTAL	<b>122</b>	

**By Race/Ethnicity**

<u>Nonresident alien</u>	<input type="text" value="1"/>	1
<u>Hispanic/Latino</u>	<input type="text" value="1"/>	1
<u>American Indian or Alaska Native</u>	<input type="text" value="0"/>	0



<u>Asian</u>	<input type="text" value="1"/>	1
<u>Black or African American</u>	<input type="text" value="12"/>	12
<u>Native Hawaiian or Other Pacific Islander</u>	<input type="text" value="0"/>	0
<u>White</u>	<input type="text" value="91"/>	92
Two or more races	<input type="text" value="2"/>	2
<u>Race and ethnicity unknown</u>	<input type="text" value="0"/>	0
<b>TOTAL</b>	108	109

By Age

<b>By Age</b>		
Under 18	<input type="text" value="0"/>	
18-24	<input type="text" value="3"/>	
25-39	<input type="text" value="85"/>	
40 and Above	<input type="text" value="20"/>	
Age Unknown	<input type="text" value="0"/>	
<b>TOTAL</b>	108	109

Completers by Level

Institutions must report the number of students who earned an award by level. This screen will be shown for each of the following consolidated award levels for which there is a reported completion:

- Postsecondary awards, certificates, or diplomas of **less than 1 academic year**
  - Less than 900 contact or clock hours, or
  - Less than 30 SEMESTER or TRIMESTER credit hours, or
  - Less than 45 QUARTER credit hours
- Postsecondary awards, certificates, or diplomas of **at least 1 but less than 4 academic years**
  - 900 or more contact or clock hours, or
  - 30 or more SEMESTER or TRIMESTER credit hours, or
  - 45 or more QUARTER credit hours
- Associate's degrees
- Bachelor's degrees
- Master's degrees
- Doctor's degrees
- Postbaccalaureate and post-master's certificates

**Postbaccalaureate  
and post-master's  
certificates**

Number of students by gender, by race and ethnicity, and by age earning this award between July 1, 2016 and June 30, 2017. Each student should be counted once per award level. For example, if a student earned a master's degree and a doctor's degree, he/she should be counted once in master's and once in doctor's. A student earning two master's degrees should be counted only once.


- Report Hispanic/Latino individuals of any race as Hispanic/Latino
- Report race for non-Hispanic/Latino individuals only


	Number of Students	Total Awards
<b>By Gender</b>		
Men	<input type="text" value="5"/>	5
Women	<input type="text" value="6"/>	6
<b>TOTAL</b>	<b>11</b>	<b>11</b>
<b>PY TOTAL</b>	<b>18</b>	

**By Race/Ethnicity**

<u>Nonresident alien</u>	<input type="text" value="1"/>	1
<u>Hispanic/Latino</u>	<input type="text" value="0"/>	0

<u>American Indian or Alaska Native</u>	<input type="text" value="0"/>	0
<u>Asian</u>	<input type="text" value="0"/>	0
<u>Black or African American</u>	<input type="text" value="2"/>	2
<u>Native Hawaiian or Other Pacific Islander</u>	<input type="text" value="0"/>	0
<u>White</u>	<input type="text" value="8"/>	8
<u>Two or more races</u>	<input type="text" value="0"/>	0
<u>Race and ethnicity unknown</u>	<input type="text" value="0"/>	0
<b>TOTAL</b>	<b>11</b>	<b>11</b>



 **By Age**

Under 18	<input type="text" value="0"/>	
18-24	<input type="text" value="1"/>	
25-39	<input type="text" value="9"/>	
40 and Above	<input type="text" value="1"/>	
Age Unknown	<input type="text" value="0"/>	
<b>TOTAL</b>	<b>11</b>	<b>11</b>

Prepared by

The name of the preparer is being collected so that we can follow up with the appropriate person in the event that there are questions concerning the data. The Keyholder will be copied on all email correspondence to other preparers.

The time it took to prepare this component is being collected so that we can continue to improve our estimate of the reporting burden associated with IPEDS. Please include in your estimate the time it took for you to review instructions, query and search data sources, complete and review the component, and submit the data through the Data Collection System.

Thank you for your assistance.

**This survey component was prepared by:**

<input type="radio"/>	Keyholder	<input type="radio"/>	SFA Contact	<input type="radio"/>	HR Contact
<input type="radio"/>	Finance Contact	<input type="radio"/>	Academic Library Contact	<input checked="" type="radio"/>	Other
Name:	<input type="text" value="Cheryl Stine"/>				
Email:	<input type="text" value="cstine@indiana.edu"/>				

**How many staff from your institution only were involved in the data collection and reporting process of this survey component?**

<input type="text" value="1.00"/>	Number of Staff (including yourself)
-----------------------------------	--------------------------------------

**How many hours did you and others from your institution only spend on each of the steps below when responding to this survey component? Exclude the hours spent collecting data for state and other reporting purposes.**

Staff member	Collecting Data Needed		Revising Data to Match IPEDS Requirements		Entering Data		Revising and Locking Data	
Your office	<input type="text" value="1.00"/>	hours	<input type="text" value="1.00"/>	hours	<input type="text" value="1.00"/>	hours	<input type="text" value="1.00"/>	hours
Other offices	<input type="text"/>	hours	<input type="text"/>	hours	<input type="text"/>	hours	<input type="text"/>	hours

## Summary

IPEDS collects important information regarding your institution. All data reported in IPEDS survey components become available in the IPEDS Data Center and appear as aggregated data in various Department of Education reports. Additionally, some of the reported data appears specifically for your institution through the College Navigator website and is included in your institution's Data Feedback Report (DFR). The purpose of this summary is to provide you an opportunity to view some of the data that, when accepted through the IPEDS quality control process, will appear on the College Navigator website and/or your DFR. College Navigator is updated approximately three months after the data collection period closes and Data Feedback Reports will be available through the [Data Center](#) and sent to your institution's CEO in November 2017.

Please review your data for accuracy. If you have questions about the data displayed below after reviewing the data reported on the survey screens, please contact the IPEDS Help Desk at: 1-877-225-2568 or [ipedshelp@rti.org](mailto:ipedshelp@rti.org).

## Summary of Completions Data

Award Level	Number of Completions	
	1 <sup>st</sup> major	2 <sup>nd</sup> major
<u>Postsecondary award, certificate, or diploma (less than 1 academic year)</u>	57	0
<u>Postsecondary award, certificate, or diploma (at least 1 but less than 2 academic years)</u>	0	0
<u>Associate's degree</u>	15	0
<u>Bachelors degree or equivalent</u>	858	23
<u>Postbaccalaureate certificate</u>	11	0
<u>Master's degree</u>	109	0
Total number of degrees and certificates	1,050	

## Summary of Completers Data

	Number of Students		
	Men	Women	Total
All Completers	367	653	1,020

**Completions**

**Indiana University-Southeast (151379)**

Source	Description	Severity	Resolved	Options
<b>Global Edits</b>				
Perform Edits	Your institution reported in the prior year Institutional Characteristics survey that it offers graduate distance education opportunities (courses and/or programs), but you did not respond "Yes" to the distance education program question for any CIP code (award levels 6 to 19). Please correct your data or explain if your institution does not offer full programs via distance education. (Error #10587)	Explanation	Yes	
Reason:	We offer distance education courses, but not necessarily entire distance education programs at this level.			
<b>Screen: Completers- Associate's degrees</b>				
Screen Entry	The total number of completers (Men + Women) reported for this award level (15) is outside the expected range when compared to the prior year value. Please correct your data or contact the IPEDS Help Desk for assistance. (Error #10584)	Explanation	Yes	
Reason:	Our institution is moving away from awarding associates degrees and allowing the state's two year institutions to award degrees at that level.			