

Fall Enrollment 2014-15
-------------------------

Institution: Indiana University-Northwest (151360)

User ID: 88G2401

**Overview**

<b>Fall Enrollment Overview</b>
---------------------------------

<p>The Fall Enrollment component collects student enrollment counts by level of student, enrollment status, gender and race/ethnicity. In addition, first-time student retention rates and the student-to-faculty ratio are collected. Every other year data on residence of first-time undergraduates is required and in opposite years, enrollment by student age is required to be reported.</p>
---

<p>Institutions operating on a traditional academic year calendar (semester, trimester, quarter, or 4-1-4) report Fall enrollment as of the institution's official fall reporting date or October 15. Institutions operating on a calendar that differs by program or that enrolls students on a continuous basis (referred to as program reporters) report Fall enrollment as students enrolled any time during the period August 1 and October 31.</p>
--

<b>Data Reporting Reminders:</b>
----------------------------------

- |  |
|--|
| <ul style="list-style-type: none"> <li>• Part B, Enrollment of students by age, is <b>optional</b> this year.</li> <li>• Part C, Residence of first-time degree/certificate-seeking undergraduates, is <b>required</b> this year.</li> </ul> |
|--|

<b>Resources:</b>
-------------------

To download the survey materials for this component: <a href="#">Survey Materials</a>
---

To access your prior year data submission for this component: <a href="#">Reported Data</a>
---

If you have questions about completing this survey, please contact the <b>IPEDS Help Desk at 1-877-225-2568</b> .
---

Institution: Indiana University-Northwest (151360)

User ID: 88G2401

**Part Selection****Completion of Part B (Enrollment of Students by Age) is optional this year.****Do you wish to complete Part B this year?****If you select 'Yes', you will be expected to complete the Part B screens.****If you select 'No', you will skip Part B.**

<input checked="" type="radio"/>	Yes, I will complete Part B
<input type="radio"/>	No, I will not complete Part B

Institution: Indiana University-Northwest (151360)

User ID: 88G2401

**Fall Enrollment - CIPCODE Selection**

Indicate which of the following fields of study are offered by your institution. Students are to be reported by their major field of study for the categories listed below. Fields for which enrollment was reported for Fall 2012 have already been checked; please make sure all listed fields that are offered by your institution are checked.

Undergraduate and graduate fields		
<input checked="" type="checkbox"/>	13.0000 -- Education	
<input type="checkbox"/>	14.0000 -- Engineering	
<input checked="" type="checkbox"/>	26.0000 -- Biological and Biomedical Sciences	
<input checked="" type="checkbox"/>	27.0000 -- Mathematics	
<input checked="" type="checkbox"/>	40.0000 -- Physical Sciences	
<input checked="" type="checkbox"/>	52.0000 -- Business, Management, Marketing, and Related Support Services	
Graduate-only fields		
<input type="checkbox"/>	22.0101 -- Law (LL.B., J.D.)	
<input type="checkbox"/>	51.0401 -- Dentistry (D.D.S., D.M.D.)	
<input type="checkbox"/>	51.1201 -- Medicine (M.D.)	
<input type="checkbox"/>	None of the above	

You may use the space below to **provide context** for the data you've reported above.

Institution: Indiana University-Northwest (151360)

User ID: 88G2401

**Part A - Fall Enrollment for Full-Time Undergraduate Students**Enrollment as of the institution's official fall reporting date or as of October 15, 2014**Full-time Undergraduate Students****Race/Ethnicity Reporting Reminder:**

- Report Hispanic/Latino individuals of any race as Hispanic/Latino
- Report race for non-Hispanic/Latino individuals only

**Men**

Enrolled for <u>credit</u>	<u>Degree/certificate-seeking</u>			Total degree/certificate-seeking	Non-degree/non-certificate-seeking	Total, <u>Full-time undergraduate students</u>
	<u>First-time</u>	<u>Transfer-in</u>	<u>Continuing/Returning</u>			
<u>Nonresident alien</u>	<input type="text"/>	<input type="text"/>	<input type="text" value="1"/>	1	<input type="text"/>	1
<u>Hispanic/Latino</u>	<input type="text" value="57"/>	<input type="text" value="7"/>	<input type="text" value="126"/>	190	<input type="text" value="2"/>	192
<u>American Indian or Alaska Native</u>	<input type="text"/>	<input type="text"/>	<input type="text" value="1"/>	1	<input type="text"/>	1
<u>Asian</u>	<input type="text" value="4"/>	<input type="text" value="3"/>	<input type="text" value="22"/>	29	<input type="text" value="2"/>	31
<u>Black or African American</u>	<input type="text" value="29"/>	<input type="text" value="10"/>	<input type="text" value="102"/>	141	<input type="text" value="2"/>	143
<u>Native Hawaiian or Other Pacific Islander</u>	<input type="text"/>	<input type="text"/>	<input type="text" value="2"/>	2	<input type="text"/>	2
<u>White</u>	<input type="text" value="135"/>	<input type="text" value="36"/>	<input type="text" value="436"/>	607	<input type="text" value="6"/>	613
Two or more races	<input type="text" value="9"/>	<input type="text"/>	<input type="text" value="16"/>	25	<input type="text" value="1"/>	26
<u>Race and ethnicity unknown</u>	<input type="text" value="3"/>	<input type="text" value="2"/>	<input type="text" value="10"/>	15	<input type="text" value="1"/>	16
<b>Total men</b>	237	58	716	1,011	14	1,025
Total men prior year	<b>267</b>	<b>84</b>	<b>708</b>	<b>1,059</b>	<b>18</b>	<b>1,077</b>

**Women**

Enrolled for <u>credit</u>	<u>Degree/certificate-seeking</u>			Total degree/certificate-seeking	Non-degree/non-certificate-seeking	Total, <u>Full-time undergraduate students</u>
	<u>First-time</u>	<u>Transfer-in</u>	<u>Continuing/Returning</u>			
<u>Nonresident alien</u>	<input type="text"/>	<input type="text"/>	<input type="text"/>	0	<input type="text"/>	0
<u>Hispanic/Latino</u>	<input type="text" value="113"/>	<input type="text" value="22"/>	<input type="text" value="314"/>	449	<input type="text" value="2"/>	451
<u>American Indian or Alaska Native</u>	<input type="text"/>	<input type="text"/>	<input type="text" value="3"/>	3	<input type="text"/>	3
<u>Asian</u>	<input type="text" value="8"/>	<input type="text"/>	<input type="text" value="37"/>	45	<input type="text" value="1"/>	46

<u>Black or African American</u>	56	42	276	374	2	376
<u>Native Hawaiian or Other Pacific Islander</u>			1	1		1
<u>White</u>	224	74	820	1,118	14	1,132
Two or more races	11	3	43	57	1	58
<u>Race and ethnicity unknown</u>	3		18	21	1	22
<b>Total women</b>	415	141	1,512	2,068	21	2,089
Total women prior year	<b>429</b>	<b>156</b>	<b>1,545</b>	<b>2,130</b>	<b>14</b>	<b>2,144</b>
<b>Grand total (men+women)</b>	652	199	2,228	3,079	35	3,114
Grand total (men+women) prior year	<b>696</b>	<b>240</b>	<b>2,253</b>	<b>3,189</b>	<b>32</b>	<b>3,221</b>

Institution: Indiana University-Northwest (151360)

User ID: 88G2401

**Part A - Fall Enrollment by race/ethnicity and gender**Enrollment as of the institution's official fall reporting date or as of October 15, 2014**CIPCODE: 13.0000 -- Education****Full-time undergraduate students**

- Report Hispanic/Latino individuals of any race as Hispanic/Latino
- Report race for non-Hispanic/Latino individuals only

**Men**

Students enrolled for <u>credit</u>	<u>Degree/certificate-seeking</u>			Total	Non-degree/ non-certificate- seeking	Total, <u>full-time</u> <u>undergraduate</u> students
	<u>First-time</u>	<u>Transfer- in</u>	<u>Continuing/ Returning</u>			
<u>Nonresident alien</u>	<input type="text"/>	<input type="text"/>	<input type="text"/>	0	<input type="text"/>	0
<u>Hispanic/Latino</u>	<input type="text" value="3"/>	<input type="text" value="1"/>	<input type="text" value="4"/>	8	<input type="text"/>	8
<u>American Indian or Alaska Native</u>	<input type="text"/>	<input type="text"/>	<input type="text"/>	0	<input type="text"/>	0
<u>Asian</u>	<input type="text"/>	<input type="text"/>	<input type="text"/>	0	<input type="text"/>	0
<u>Black or African American</u>	<input type="text" value="2"/>	<input type="text" value="1"/>	<input type="text" value="1"/>	4	<input type="text"/>	4
<u>Native Hawaiian or Other Pacific Islander</u>	<input type="text"/>	<input type="text"/>	<input type="text"/>	0	<input type="text"/>	0
<u>White</u>	<input type="text" value="4"/>	<input type="text" value="4"/>	<input type="text" value="23"/>	31	<input type="text"/>	31
Two or more races	<input type="text"/>	<input type="text"/>	<input type="text"/>	0	<input type="text"/>	0
<u>Race and ethnicity unknown</u>	<input type="text"/>	<input type="text"/>	<input type="text"/>	0	<input type="text"/>	0
<b>Total men</b>	9	6	28	43	0	43

**Women**

Students enrolled for <u>credit</u>	<u>Degree/certificate-seeking</u>			Total	Non-degree/ non-certificate- seeking	Total, <u>full-time</u> <u>undergraduate</u> students
	<u>First-time</u>	<u>Transfer- in</u>	<u>Continuing/ Returning</u>			
<u>Nonresident alien</u>	<input type="text"/>	<input type="text"/>	<input type="text"/>	0	<input type="text"/>	0
<u>Hispanic/Latino</u>	<input type="text" value="6"/>	<input type="text" value="2"/>	<input type="text" value="20"/>	28	<input type="text"/>	28
<u>American Indian or Alaska Native</u>	<input type="text"/>	<input type="text"/>	<input type="text" value="1"/>	1	<input type="text"/>	1
<u>Asian</u>	<input type="text"/>	<input type="text"/>	<input type="text" value="1"/>	1	<input type="text"/>	1
<u>Black or African American</u>	<input type="text"/>	<input type="text" value="1"/>	<input type="text" value="16"/>	17	<input type="text"/>	17
<u>Native Hawaiian or Other Pacific Islander</u>	<input type="text"/>	<input type="text"/>	<input type="text"/>	0	<input type="text"/>	0
<u>White</u>	<input type="text" value="16"/>	<input type="text" value="8"/>	<input type="text" value="99"/>	123	<input type="text"/>	123

Two or more races	<input type="text"/>	<input type="text" value="1"/>	<input type="text" value="3"/>	4	<input type="text"/>	4
<u>Race and ethnicity unknown</u>	<input type="text"/>	<input type="text"/>	<input type="text" value="2"/>	2	<input type="text"/>	2
<b>Total women</b>	22	12	142	176	0	176
Grand total (men+women)	31	18	170	219	0	219
Grand total (men+women) 2012-13	<b>44</b>	<b>11</b>	<b>240</b>	<b>295</b>		<b>295</b>

Institution: Indiana University-Northwest (151360)

User ID: 88G2401

**Part A - Fall Enrollment by race/ethnicity and gender**Enrollment as of the institution's official fall reporting date or as of October 15, 2014**CIPCODE: 26.0000 -- Biological and Biomedical Sciences****Full-time undergraduate students**

- Report Hispanic/Latino individuals of any race as Hispanic/Latino
- Report race for non-Hispanic/Latino individuals only

**Men**

Students enrolled for <u>credit</u>	<u>Degree/certificate-seeking</u>			Total	Non-degree/ non-certificate- seeking	Total, <u>full-time</u> <u>undergraduate</u> students
	<u>First-time</u>	<u>Transfer- in</u>	<u>Continuing/ Returning</u>			
<u>Nonresident alien</u>	<input type="text"/>	<input type="text"/>	<input type="text"/>	0	<input type="text"/>	0
<u>Hispanic/Latino</u>	<input type="text" value="7"/>	<input type="text" value="2"/>	<input type="text" value="7"/>	16	<input type="text"/>	16
<u>American Indian or Alaska Native</u>	<input type="text"/>	<input type="text"/>	<input type="text"/>	0	<input type="text"/>	0
<u>Asian</u>	<input type="text" value="1"/>	<input type="text"/>	<input type="text" value="10"/>	11	<input type="text"/>	11
<u>Black or African American</u>	<input type="text" value="2"/>	<input type="text" value="1"/>	<input type="text" value="3"/>	6	<input type="text"/>	6
<u>Native Hawaiian or Other Pacific Islander</u>	<input type="text"/>	<input type="text"/>	<input type="text"/>	0	<input type="text"/>	0
<u>White</u>	<input type="text" value="12"/>	<input type="text" value="3"/>	<input type="text" value="24"/>	39	<input type="text"/>	39
Two or more races	<input type="text" value="1"/>	<input type="text"/>	<input type="text" value="2"/>	3	<input type="text"/>	3
<u>Race and ethnicity unknown</u>	<input type="text"/>	<input type="text"/>	<input type="text"/>	0	<input type="text"/>	0
<b>Total men</b>	23	6	46	75	0	75

**Women**

Students enrolled for <u>credit</u>	<u>Degree/certificate-seeking</u>			Total	Non-degree/ non-certificate- seeking	Total, <u>full-time</u> <u>undergraduate</u> students
	<u>First-time</u>	<u>Transfer- in</u>	<u>Continuing/ Returning</u>			
<u>Nonresident alien</u>	<input type="text"/>	<input type="text"/>	<input type="text"/>	0	<input type="text"/>	0
<u>Hispanic/Latino</u>	<input type="text" value="11"/>	<input type="text" value="2"/>	<input type="text" value="15"/>	28	<input type="text"/>	28
<u>American Indian or Alaska Native</u>	<input type="text"/>	<input type="text"/>	<input type="text"/>	0	<input type="text"/>	0
<u>Asian</u>	<input type="text" value="2"/>	<input type="text"/>	<input type="text" value="8"/>	10	<input type="text"/>	10
<u>Black or African American</u>	<input type="text" value="7"/>	<input type="text" value="2"/>	<input type="text" value="10"/>	19	<input type="text"/>	19
<u>Native Hawaiian or Other Pacific Islander</u>	<input type="text"/>	<input type="text"/>	<input type="text"/>	0	<input type="text"/>	0
<u>White</u>	<input type="text" value="22"/>	<input type="text" value="3"/>	<input type="text" value="38"/>	63	<input type="text"/>	63



Two or more races	<input type="text" value="1"/>	<input type="text"/>	<input type="text" value="1"/>	2	<input type="text"/>	2
<u>Race and ethnicity unknown</u>	<input type="text"/>	<input type="text"/>	<input type="text"/>	0	<input type="text"/>	0
<b>Total women</b>	43	7	72	122	0	122
Grand total (men+women)	66	13	118	197	0	197
Grand total (men+women) 2012-13	<b>57</b>	<b>9</b>	<b>80</b>	<b>146</b>		<b>146</b>

Institution: Indiana University-Northwest (151360)

User ID: 88G2401

**Part A - Fall Enrollment by race/ethnicity and gender**Enrollment as of the institution's official fall reporting date or as of October 15, 2014**CIPCODE: 27.0000 -- Mathematics and Statistics****Full-time undergraduate students**


- Report Hispanic/Latino individuals of any race as Hispanic/Latino
- Report race for non-Hispanic/Latino individuals only

**Men**

Students enrolled for <u>credit</u>	<u>Degree/certificate-seeking</u>			Total	Non-degree/ non-certificate- seeking	Total, <u>full-time</u> <u>undergraduate</u> students
	<u>First-time</u>	<u>Transfer- in</u>	<u>Continuing/ Returning</u>			
<u>Nonresident alien</u>	<input type="text"/>	<input type="text"/>	<input type="text"/>	0	<input type="text"/>	0
<u>Hispanic/Latino</u>	<input type="text"/>	<input type="text"/>	<input type="text"/>	0	<input type="text"/>	0
<u>American Indian or Alaska Native</u>	<input type="text"/>	<input type="text"/>	<input type="text"/>	0	<input type="text"/>	0
<u>Asian</u>	<input type="text"/>	<input type="text"/>	<input type="text"/>	0	<input type="text"/>	0
<u>Black or African American</u>	<input type="text" value="1"/>	<input type="text"/>	<input type="text"/>	1	<input type="text"/>	1
<u>Native Hawaiian or Other Pacific Islander</u>	<input type="text"/>	<input type="text"/>	<input type="text"/>	0	<input type="text"/>	0
<u>White</u>	<input type="text"/>	<input type="text"/>	<input type="text" value="3"/>	3	<input type="text"/>	3
Two or more races	<input type="text"/>	<input type="text"/>	<input type="text"/>	0	<input type="text"/>	0
<u>Race/ethnicity unknown</u>	<input type="text"/>	<input type="text"/>	<input type="text" value="1"/>	1	<input type="text"/>	1
<b>Total men</b>	<b>1</b>	<b>0</b>	<b>4</b>	<b>5</b>	<b>0</b>	<b>5</b>

**Women**

Students enrolled for <u>credit</u>	<u>Degree/certificate-seeking</u>			Total	Non-degree/ non-certificate- seeking	Total, <u>full-time</u> <u>undergraduate</u> students
	<u>First-time</u>	<u>Transfer- in</u>	<u>Continuing/ Returning</u>			
<u>Nonresident alien</u>	<input type="text"/>	<input type="text"/>	<input type="text"/>	0	<input type="text"/>	0
<u>Hispanic/Latino</u>	<input type="text"/>	<input type="text"/>	<input type="text"/>	0	<input type="text"/>	0
<u>American Indian or Alaska Native</u>	<input type="text"/>	<input type="text"/>	<input type="text"/>	0	<input type="text"/>	0
<u>Asian</u>	<input type="text"/>	<input type="text"/>	<input type="text"/>	0	<input type="text"/>	0
<u>Black or African American</u>	<input type="text"/>	<input type="text" value="1"/>	<input type="text"/>	1	<input type="text"/>	1
<u>Native Hawaiian or Other Pacific Islander</u>	<input type="text"/>	<input type="text"/>	<input type="text"/>	0	<input type="text"/>	0
<u>White</u>	<input type="text"/>	<input type="text"/>	<input type="text"/>	0	<input type="text"/>	0

Two or more races	<input type="text"/>	<input type="text"/>	<input type="text"/>	0	<input type="text"/>	0
<u>Race/ethnicity unknown</u>	<input type="text"/>	<input type="text"/>	<input type="text"/>	0	<input type="text"/>	0
<b>Total women</b>	0	1	 0	1	0	1
Grand total (men+women)	1	1	4	6	0	6
Grand total (men+women) 2012-13	<b>2</b>		<b>3</b>	<b>5</b>		<b>5</b>

Institution: Indiana University-Northwest (151360)

User ID: 88G2401

**Part A - Fall Enrollment by race/ethnicity and gender**Enrollment as of the institution's official fall reporting date or as of October 15, 2014**CIPCODE: 40.0000 -- Physical Sciences****Full-time undergraduate students**

- Report Hispanic/Latino individuals of any race as Hispanic/Latino
- Report race for non-Hispanic/Latino individuals only

**Men**

Students enrolled for <u>credit</u>	<u>Degree/certificate-seeking</u>			Total	Non-degree/ non-certificate- seeking	Total, <u>full-time</u> <u>undergraduate</u> students
	<u>First-time</u>	<u>Transfer- in</u>	<u>Continuing/ Returning</u>			
<u>Nonresident alien</u>	<input type="text"/>	<input type="text"/>	<input type="text"/>	0	<input type="text"/>	0
<u>Hispanic/Latino</u>	<input type="text" value="2"/>	<input type="text"/>	<input type="text" value="2"/>	4	<input type="text"/>	4
<u>American Indian or Alaska Native</u>	<input type="text"/>	<input type="text"/>	<input type="text"/>	0	<input type="text"/>	0
<u>Asian</u>	<input type="text"/>	<input type="text"/>	<input type="text" value="1"/>	1	<input type="text"/>	1
<u>Black or African American</u>	<input type="text"/>	<input type="text"/>	<input type="text"/>	0	<input type="text"/>	0
<u>Native Hawaiian or Other Pacific Islander</u>	<input type="text"/>	<input type="text"/>	<input type="text" value="1"/>	1	<input type="text"/>	1
<u>White</u>	<input type="text" value="2"/>	<input type="text" value="3"/>	<input type="text" value="9"/>	14	<input type="text"/>	14
Two or more races	<input type="text"/>	<input type="text"/>	<input type="text"/>	0	<input type="text"/>	0
<u>Race/ethnicity unknown</u>	<input type="text"/>	<input type="text"/>	<input type="text"/>	0	<input type="text"/>	0
<b>Total men</b>	4	3	13	20	0	20

**Women**

Students enrolled for <u>credit</u>	<u>Degree/certificate-seeking</u>			Total	Non-degree/ non-certificate- seeking	Total, <u>full-time</u> <u>undergraduate</u> students
	<u>First-time</u>	<u>Transfer- in</u>	<u>Continuing/ Returning</u>			
<u>Nonresident alien</u>	<input type="text"/>	<input type="text"/>	<input type="text"/>	0	<input type="text"/>	0
<u>Hispanic/Latino</u>	<input type="text" value="2"/>	<input type="text"/>	<input type="text" value="6"/>	8	<input type="text"/>	8
<u>American Indian or Alaska Native</u>	<input type="text"/>	<input type="text"/>	<input type="text"/>	0	<input type="text"/>	0
<u>Asian</u>	<input type="text" value="1"/>	<input type="text"/>	<input type="text" value="2"/>	3	<input type="text"/>	3
<u>Black or African American</u>	<input type="text" value="2"/>	<input type="text"/>	<input type="text" value="1"/>	3	<input type="text"/>	3
<u>Native Hawaiian or Other Pacific Islander</u>	<input type="text"/>	<input type="text"/>	<input type="text"/>	0	<input type="text"/>	0
<u>White</u>	<input type="text" value="2"/>	<input type="text" value="1"/>	<input type="text" value="10"/>	13	<input type="text"/>	13

Two or more races	<input type="text"/>	<input type="text"/>	<input type="text" value="1"/>	1	<input type="text"/>	1
<u>Race/ethnicity unknown</u>	<input type="text"/>	<input type="text"/>	<input type="text"/>	0	<input type="text"/>	0
<b>Total women</b>	7	1	20	28	0	28
Grand total (men+women)	11	4	33	48	0	48
Grand total (men+women) 2012-13	<b>2</b>	<b>4</b>	<b>34</b>	<b>40</b>		<b>40</b>

Institution: Indiana University-Northwest (151360)

User ID: 88G2401

**Part A - Fall Enrollment by race/ethnicity and gender**Enrollment as of the institution's official fall reporting date or as of October 15, 2014**CIPCODE: 52.0000 -- Business, Management, Marketing and Related Support Services****Full-time undergraduate students**

- Report Hispanic/Latino individuals of any race as Hispanic/Latino
- Report race for non-Hispanic/Latino individuals only

**Men**

Students enrolled for <u>credit</u>	<u>Degree/certificate-seeking</u>			Total	Non-degree/ non-certificate- seeking	Total, <u>full-time</u> <u>undergraduate</u> students
	<u>First-time</u>	<u>Transfer- in</u>	<u>Continuing/ Returning</u>			
<u>Nonresident alien</u>	<input type="text"/>	<input type="text"/>	<input type="text"/>	0	<input type="text"/>	0
<u>Hispanic/Latino</u>	<input type="text" value="14"/>	<input type="text"/>	<input type="text" value="24"/>	38	<input type="text"/>	38
<u>American Indian or Alaska Native</u>	<input type="text"/>	<input type="text"/>	<input type="text"/>	0	<input type="text"/>	0
<u>Asian</u>	<input type="text"/>	<input type="text" value="1"/>	<input type="text" value="3"/>	4	<input type="text"/>	4
<u>Black or African American</u>	<input type="text" value="4"/>	<input type="text" value="2"/>	<input type="text" value="18"/>	24	<input type="text"/>	24
<u>Native Hawaiian or Other Pacific Islander</u>	<input type="text"/>	<input type="text"/>	<input type="text"/>	0	<input type="text"/>	0
<u>White</u>	<input type="text" value="40"/>	<input type="text" value="4"/>	<input type="text" value="119"/>	163	<input type="text"/>	163
Two or more races	<input type="text"/>	<input type="text"/>	<input type="text" value="4"/>	4	<input type="text"/>	4
<u>Race/ethnicity unknown</u>	<input type="text" value="1"/>	<input type="text" value="1"/>	<input type="text" value="2"/>	4	<input type="text"/>	4
<b>Total men</b>	59	8	170	237	0	237

**Women**

Students enrolled for <u>credit</u>	<u>Degree/certificate-seeking</u>			Total	Non-degree/ non-certificate- seeking	Total, <u>full-time</u> <u>undergraduate</u> students
	<u>First-time</u>	<u>Transfer- in</u>	<u>Continuing/ Returning</u>			
<u>Nonresident alien</u>	<input type="text"/>	<input type="text"/>	<input type="text"/>	0	<input type="text"/>	0
<u>Hispanic/Latino</u>	<input type="text" value="8"/>	<input type="text" value="2"/>	<input type="text" value="38"/>	48	<input type="text"/>	48
<u>American Indian or Alaska Native</u>	<input type="text"/>	<input type="text"/>	<input type="text"/>	0	<input type="text"/>	0
<u>Asian</u>	<input type="text"/>	<input type="text"/>	<input type="text" value="3"/>	3	<input type="text"/>	3
<u>Black or African American</u>	<input type="text" value="4"/>	<input type="text" value="5"/>	<input type="text" value="22"/>	31	<input type="text"/>	31
<u>Native Hawaiian or Other Pacific Islander</u>	<input type="text"/>	<input type="text"/>	<input type="text"/>	0	<input type="text"/>	0
<u>White</u>	<input type="text" value="15"/>	<input type="text" value="3"/>	<input type="text" value="80"/>	98	<input type="text"/>	98

Two or more races	<input type="text" value="1"/>	<input type="text"/>	<input type="text" value="2"/>	3	<input type="text"/>	3
<u>Race/ethnicity unknown</u>	<input type="text"/>	<input type="text"/>	<input type="text" value="1"/>	1	<input type="text"/>	1
<b>Total women</b>	28	10	146	184	0	184
Grand total (men+women)	87	18	316	421	0	421
Grand total (men+women) 2012-13	<b>85</b>	<b>31</b>	<b>297</b>	<b>413</b>		<b>413</b>

Institution: Indiana University-Northwest (151360)

User ID: 88G2401

**Part A - Fall Enrollment for Part-time Undergraduate Students**Enrollment as of the institution's official fall reporting date or as of October 15, 2014**Part-time Undergraduate Students****Race/Ethnicity Reporting Reminder:**

- Report Hispanic/Latino individuals of any race as Hispanic/Latino
- Report race for non-Hispanic/Latino individuals only


**Men**

Enrolled for <u>credit</u>	<u>Degree/certificate-seeking</u>			Total degree/certificate-seeking	Non-degree/non-certificate-seeking	Total, <u>part-time undergraduate students</u>
	<u>First-time</u>	<u>Transfer-in</u>	<u>Continuing/Returning</u>			
<u>Nonresident alien</u>	<input type="text" value="1"/>	<input type="text"/>	<input type="text"/>	1	<input type="text"/>	1
<u>Hispanic/Latino</u>	<input type="text" value="4"/>	<input type="text" value="2"/>	<input type="text" value="50"/>	56	<input type="text" value="49"/>	105
<u>American Indian or Alaska Native</u>	<input type="text"/>	<input type="text"/>	<input type="text"/>	0	<input type="text" value="2"/>	2
<u>Asian</u>	<input type="text"/>	<input type="text"/>	<input type="text" value="8"/>	8	<input type="text" value="9"/>	17
<u>Black or African American</u>	<input type="text" value="6"/>	<input type="text" value="3"/>	<input type="text" value="57"/>	66	<input type="text" value="28"/>	94
<u>Native Hawaiian or Other Pacific Islander</u>	<input type="text"/>	<input type="text"/>	<input type="text"/>	0	<input type="text"/>	0
<u>White</u>	<input type="text" value="14"/>	<input type="text" value="14"/>	<input type="text" value="187"/>	215	<input type="text" value="215"/>	430
Two or more races	<input type="text" value="1"/>	<input type="text"/>	<input type="text" value="4"/>	5	<input type="text" value="6"/>	11
<u>Race and ethnicity unknown</u>	<input type="text" value="1"/>	<input type="text"/>	<input type="text" value="11"/>	12	<input type="text" value="193"/>	205
<b>Total men</b>	27	19	317	363	502	865
Total men prior year	<b>53</b>	<b>37</b>	<b>361</b>	<b>451</b>	<b>456</b>	<b>907</b>

**Women**

Enrolled for <u>credit</u>	<u>Degree/certificate-seeking</u>			Total degree/certificate-seeking	Non-degree/non-certificate-seeking	Total, <u>part-time undergraduate students</u>
	<u>First-time</u>	<u>Transfer-in</u>	<u>Continuing/Returning</u>			
<u>Nonresident alien</u>	<input type="text"/>	<input type="text"/>	<input type="text" value="3"/>	3	<input type="text"/>	3
<u>Hispanic/Latino</u>	<input type="text" value="10"/>	<input type="text" value="9"/>	<input type="text" value="134"/>	153	<input type="text" value="102"/>	255
<u>American Indian or Alaska Native</u>	<input type="text"/>	<input type="text"/>	<input type="text" value="1"/>	1	<input type="text" value="4"/>	5
<u>Asian</u>	<input type="text" value="1"/>	<input type="text" value="1"/>	<input type="text" value="14"/>	16	<input type="text" value="11"/>	27



<u>Black or African American</u>	<input type="text" value="3"/>	<input type="text" value="21"/>	<input type="text" value="200"/>	224	<input type="text" value="53"/>	277
<u>Native Hawaiian or Other Pacific Islander</u>	<input type="text"/>	<input type="text"/>	<input type="text"/>	0	<input type="text"/>	0
<u>White</u>	<input type="text" value="22"/>	<input type="text" value="31"/>	<input type="text" value="442"/>	495	<input type="text" value="308"/>	803
Two or more races	<input type="text"/>	<input type="text" value="2"/>	<input type="text" value="14"/>	16	<input type="text" value="11"/>	27
<u>Race and ethnicity unknown</u>	<input type="text" value="1"/>	<input type="text" value="1"/>	<input type="text" value="18"/>	20	<input type="text" value="265"/>	285
<b>Total women</b>	 37	65	826	928	754	1,682
Total women prior year	<b>81</b>	<b>106</b>	<b>937</b>	<b>1,124</b>	<b>652</b>	<b>1,776</b>
<b>Grand total (men+women)</b>	64	84	1,143	1,291	1,256	2,547
Grand total (men+women) prior year	<b>134</b>	<b>143</b>	<b>1,298</b>	<b>1,575</b>	<b>1,108</b>	<b>2,683</b>

Institution: Indiana University-Northwest (151360)

User ID: 88G2401

**Part A - Fall Enrollment by race/ethnicity and gender**Enrollment as of the institution's official fall reporting date or as of October 15, 2014**CIPCODE: 13.0000 -- Education****Part-time undergraduate students**

- Report Hispanic/Latino individuals of any race as Hispanic/Latino
- Report race for non-Hispanic/Latino individuals only

**Men**

Students enrolled for <u>credit</u>	<u>Degree/certificate-seeking</u>			Total	Non-degree/ non-certificate- seeking	Total, <u>part-time</u> <u>undergraduate</u> students
	<u>First-time</u>	<u>Transfer- in</u>	<u>Continuing/ Returning</u>			
<u>Nonresident alien</u>	<input type="text"/>	<input type="text"/>	<input type="text"/>	0	<input type="text"/>	0
<u>Hispanic/Latino</u>	<input type="text"/>	<input type="text"/>	<input type="text"/>	0	<input type="text"/>	0
<u>American Indian or Alaska Native</u>	<input type="text"/>	<input type="text"/>	<input type="text"/>	0	<input type="text"/>	0
<u>Asian</u>	<input type="text"/>	<input type="text"/>	<input type="text" value="1"/>	1	<input type="text"/>	1
<u>Black or African American</u>	<input type="text"/>	<input type="text"/>	<input type="text" value="2"/>	2	<input type="text"/>	2
<u>Native Hawaiian or Other Pacific Islander</u>	<input type="text"/>	<input type="text"/>	<input type="text"/>	0	<input type="text"/>	0
<u>White</u>	<input type="text"/>	<input type="text" value="1"/>	<input type="text" value="9"/>	10	<input type="text"/>	10
Two or more races	<input type="text"/>	<input type="text"/>	<input type="text"/>	0	<input type="text"/>	0
<u>Race/ethnicity unknown</u>	<input type="text"/>	<input type="text"/>	<input type="text" value="2"/>	2	<input type="text"/>	2
<b>Total men</b>	0	1	14	15	0	15

**Women**

Students enrolled for <u>credit</u>	<u>Degree/certificate-seeking</u>			Total	Non-degree/ non-certificate- seeking	Total, <u>part-time</u> <u>undergraduate</u> students
	<u>First-time</u>	<u>Transfer- in</u>	<u>Continuing/ Returning</u>			
<u>Nonresident alien</u>	<input type="text"/>	<input type="text"/>	<input type="text"/>	0	<input type="text"/>	0
<u>Hispanic/Latino</u>	<input type="text"/>	<input type="text"/>	<input type="text" value="3"/>	3	<input type="text"/>	3
<u>American Indian or Alaska Native</u>	<input type="text"/>	<input type="text"/>	<input type="text"/>	0	<input type="text"/>	0
<u>Asian</u>	<input type="text"/>	<input type="text"/>	<input type="text" value="1"/>	1	<input type="text"/>	1
<u>Black or African American</u>	<input type="text" value="1"/>	<input type="text" value="2"/>	<input type="text" value="11"/>	14	<input type="text"/>	14
<u>Native Hawaiian or Other Pacific Islander</u>	<input type="text"/>	<input type="text"/>	<input type="text"/>	0	<input type="text"/>	0
<u>White</u>	<input type="text" value="2"/>	<input type="text" value="1"/>	<input type="text" value="27"/>	30	<input type="text"/>	30

Two or more races	<input type="text"/>	<input type="text"/>	<input type="text" value="2"/>	2	<input type="text"/>	2
<u>Race/ethnicity unknown</u>	<input type="text"/>	<input type="text"/>	<input type="text"/>	0	<input type="text"/>	0
<b>Total women</b>	3	3	44	50	0	50
<b>Grand total (men+women)</b>	3	4	58	65	0	65
Grand total (men+women) 2012-13	<b>2</b>	<b>10</b>	<b>76</b>	<b>88</b>		<b>88</b>

Institution: Indiana University-Northwest (151360)

User ID: 88G2401

**Part A - Fall Enrollment by race/ethnicity and gender**Enrollment as of the institution's official fall reporting date or as of October 15, 2014**CIPCODE: 26.0000 -- Biological and Biomedical Sciences****Part-time undergraduate students**

- Report Hispanic/Latino individuals of any race as Hispanic/Latino
- Report race for non-Hispanic/Latino individuals only

**Men**

Students enrolled for <u>credit</u>	<u>Degree/certificate-seeking</u>			Total	Non-degree/ non-certificate- seeking	Total, <u>part-time</u> <u>undergraduate</u> students
	<u>First-time</u>	<u>Transfer- in</u>	<u>Continuing/ Returning</u>			
<u>Nonresident alien</u>	<input type="text"/>	<input type="text"/>	<input type="text"/>	0	<input type="text"/>	0
<u>Hispanic/Latino</u>	<input type="text"/>	<input type="text"/>	<input type="text" value="2"/>	2	<input type="text"/>	2
<u>American Indian or Alaska Native</u>	<input type="text"/>	<input type="text"/>	<input type="text"/>	0	<input type="text"/>	0
<u>Asian</u>	<input type="text"/>	<input type="text"/>	<input type="text"/>	0	<input type="text"/>	0
<u>Black or African American</u>	<input type="text"/>	<input type="text"/>	<input type="text" value="1"/>	1	<input type="text"/>	1
<u>Native Hawaiian or Other Pacific Islander</u>	<input type="text"/>	<input type="text"/>	<input type="text"/>	0	<input type="text"/>	0
<u>White</u>	<input type="text" value="1"/>	<input type="text" value="2"/>	<input type="text" value="7"/>	10	<input type="text"/>	10
Two or more races	<input type="text"/>	<input type="text"/>	<input type="text"/>	0	<input type="text"/>	0
<u>Race and ethnicity unknown</u>	<input type="text"/>	<input type="text"/>	<input type="text"/>	0	<input type="text"/>	0
<b>Total men</b>	1	2	10	13	0	13

**Women**

Students enrolled for <u>credit</u>	<u>Degree/certificate-seeking</u>			Total	Non-degree/ non-certificate- seeking	Total, <u>part-time</u> <u>undergraduate</u> students
	<u>First-time</u>	<u>Transfer- in</u>	<u>Continuing/ Returning</u>			
<u>Nonresident alien</u>	<input type="text"/>	<input type="text"/>	<input type="text"/>	0	<input type="text"/>	0
<u>Hispanic/Latino</u>	<input type="text"/>	<input type="text"/>	<input type="text" value="3"/>	3	<input type="text"/>	3
<u>American Indian or Alaska Native</u>	<input type="text"/>	<input type="text"/>	<input type="text" value="1"/>	1	<input type="text"/>	1
<u>Asian</u>	<input type="text"/>	<input type="text"/>	<input type="text" value="3"/>	3	<input type="text"/>	3
<u>Black or African American</u>	<input type="text"/>	<input type="text"/>	<input type="text" value="6"/>	6	<input type="text"/>	6
<u>Native Hawaiian or Other Pacific Islander</u>	<input type="text"/>	<input type="text"/>	<input type="text"/>	0	<input type="text"/>	0
<u>White</u>	<input type="text" value="1"/>	<input type="text" value="2"/>	<input type="text" value="9"/>	12	<input type="text"/>	12

Two or more races	<input type="text"/>	<input type="text"/>	<input type="text" value="2"/>	2	<input type="text"/>	2
<u>Race and ethnicity unknown</u>	<input type="text"/>	<input type="text"/>	<input type="text" value="1"/>	1	<input type="text"/>	1
<b>Total women</b>	1	2	25	28	0	28
<b>Grand total (men+women)</b>	2	4	35	41	0	41
Grand total (men+women) 2012-13	<b>7</b>	<b>1</b>	<b>29</b>	<b>37</b>		<b>37</b>

Institution: Indiana University-Northwest (151360)

User ID: 88G2401

**Part A - Fall Enrollment by race/ethnicity and gender**Enrollment as of the institution's official fall reporting date or as of October 15, 2014**CIPCODE: 27.0000 -- Mathematics and Statistics****Part-time undergraduate students**

- Report Hispanic/Latino individuals of any race as Hispanic/Latino
- Report race for non-Hispanic/Latino individuals only

**Men**

Students enrolled for <u>credit</u>	<u>Degree/certificate-seeking</u>			Total	Non-degree/ non-certificate- seeking	Total, <u>part-time</u> <u>undergraduate</u> students
	<u>First-time</u>	<u>Transfer- in</u>	<u>Continuing/ Returning</u>			
<u>Nonresident alien</u>	<input type="text"/>	<input type="text"/>	<input type="text"/>	0	<input type="text"/>	0
<u>Hispanic/Latino</u>	<input type="text"/>	<input type="text"/>	<input type="text"/>	0	<input type="text"/>	0
<u>American Indian or Alaska Native</u>	<input type="text"/>	<input type="text"/>	<input type="text"/>	0	<input type="text"/>	0
<u>Asian</u>	<input type="text"/>	<input type="text"/>	<input type="text"/>	0	<input type="text"/>	0
<u>Black or African American</u>	<input type="text"/>	<input type="text"/>	<input type="text" value="1"/>	1	<input type="text"/>	1
<u>Native Hawaiian or Other Pacific Islander</u>	<input type="text"/>	<input type="text"/>	<input type="text"/>	0	<input type="text"/>	0
<u>White</u>	<input type="text"/>	<input type="text"/>	<input type="text" value="1"/>	1	<input type="text"/>	1
Two or more races	<input type="text"/>	<input type="text"/>	<input type="text"/>	0	<input type="text"/>	0
<u>Race/ethnicity unknown</u>	<input type="text"/>	<input type="text"/>	<input type="text"/>	0	<input type="text"/>	0
<b>Total men</b>	0	0	2	2	0	2

**Women**

Students enrolled for <u>credit</u>	<u>Degree/certificate-seeking</u>			Total	Non-degree/ non-certificate- seeking	Total, <u>part-time</u> <u>undergraduate</u> students
	<u>First-time</u>	<u>Transfer- in</u>	<u>Continuing/ Returning</u>			
<u>Nonresident alien</u>	<input type="text"/>	<input type="text"/>	<input type="text"/>	0	<input type="text"/>	0
<u>Hispanic/Latino</u>	<input type="text"/>	<input type="text"/>	<input type="text"/>	0	<input type="text"/>	0
<u>American Indian or Alaska Native</u>	<input type="text"/>	<input type="text"/>	<input type="text"/>	0	<input type="text"/>	0
<u>Asian</u>	<input type="text"/>	<input type="text"/>	<input type="text"/>	0	<input type="text"/>	0
<u>Black or African American</u>	<input type="text"/>	<input type="text"/>	<input type="text"/>	0	<input type="text"/>	0
<u>Native Hawaiian or Other Pacific Islander</u>	<input type="text"/>	<input type="text"/>	<input type="text"/>	0	<input type="text"/>	0
<u>White</u>	<input type="text"/>	<input type="text"/>	<input type="text" value="1"/>	1	<input type="text"/>	1

Two or more races	<input type="text"/>	<input type="text"/>	<input type="text"/>	0	<input type="text"/>	0
<u>Race/ethnicity unknown</u>	<input type="text"/>	<input type="text"/>	<input type="text"/>	0	<input type="text"/>	0
<b>Total women</b>	0	0	1	1	0	1
<b>Grand total (men+women)</b>	0	0	3	3	0	3
Grand total (men+women) 2012-13			<b>3</b>	<b>3</b>		<b>3</b>

Institution: Indiana University-Northwest (151360)

User ID: 88G2401

**Part A - Fall Enrollment by race/ethnicity and gender**Enrollment as of the institution's official fall reporting date or as of October 15, 2014**CIPCODE: 40.0000 -- Physical Sciences****Part-time undergraduate students**

- Report Hispanic/Latino individuals of any race as Hispanic/Latino
- Report race for non-Hispanic/Latino individuals only

**Men**

Students enrolled for <u>credit</u>	<u>Degree/certificate-seeking</u>			Total	Non-degree/ non-certificate- seeking	Total, <u>part-time</u> <u>undergraduate</u> students
	<u>First-time</u>	<u>Transfer- in</u>	<u>Continuing/ Returning</u>			
<u>Nonresident alien</u>	<input type="text"/>	<input type="text"/>	<input type="text"/>	0	<input type="text"/>	0
<u>Hispanic/Latino</u>	<input type="text" value="1"/>	<input type="text"/>	<input type="text" value="1"/>	2	<input type="text"/>	2
<u>American Indian or Alaska Native</u>	<input type="text"/>	<input type="text"/>	<input type="text"/>	0	<input type="text"/>	0
<u>Asian</u>	<input type="text"/>	<input type="text"/>	<input type="text" value="1"/>	1	<input type="text"/>	1
<u>Black or African American</u>	<input type="text"/>	<input type="text"/>	<input type="text" value="1"/>	1	<input type="text"/>	1
<u>Native Hawaiian or Other Pacific Islander</u>	<input type="text"/>	<input type="text"/>	<input type="text"/>	0	<input type="text"/>	0
<u>White</u>	<input type="text"/>	<input type="text"/>	<input type="text" value="1"/>	1	<input type="text"/>	1
Two or more races	<input type="text"/>	<input type="text"/>	<input type="text"/>	0	<input type="text"/>	0
<u>Race and ethnicity unknown</u>	<input type="text"/>	<input type="text"/>	<input type="text"/>	0	<input type="text"/>	0
<b>Total men</b>	1	0	4	5	0	5

**Women**

Students enrolled for <u>credit</u>	<u>Degree/certificate-seeking</u>			Total	Non-degree/ non-certificate- seeking	Total, <u>part-time</u> <u>undergraduate</u> students
	<u>First-time</u>	<u>Transfer- in</u>	<u>Continuing/ Returning</u>			
<u>Nonresident alien</u>	<input type="text"/>	<input type="text"/>	<input type="text"/>	0	<input type="text"/>	0
<u>Hispanic/Latino</u>	<input type="text"/>	<input type="text"/>	<input type="text"/>	0	<input type="text"/>	0
<u>American Indian or Alaska Native</u>	<input type="text"/>	<input type="text"/>	<input type="text"/>	0	<input type="text"/>	0
<u>Asian</u>	<input type="text"/>	<input type="text"/>	<input type="text"/>	0	<input type="text"/>	0
<u>Black or African American</u>	<input type="text"/>	<input type="text"/>	<input type="text"/>	0	<input type="text"/>	0
<u>Native Hawaiian or Other Pacific Islander</u>	<input type="text"/>	<input type="text"/>	<input type="text"/>	0	<input type="text"/>	0
<u>White</u>	<input type="text"/>	<input type="text"/>	<input type="text" value="3"/>	3	<input type="text"/>	3



Two or more races	<input type="text"/>	<input type="text"/>	<input type="text"/>	0	<input type="text"/>	0
<u>Race and ethnicity unknown</u>	<input type="text"/>	<input type="text"/>	<input type="text"/>	0	<input type="text"/>	0
<b>Total women</b>	0	0	3	3	0	3
<b>Grand total (men+women)</b>	1	0	7	8	0	8
Grand total (men+women) 2012-13	<b>1</b>	<b>1</b>	<b>18</b>	<b>20</b>		<b>20</b>

Institution: Indiana University-Northwest (151360)

User ID: 88G2401

**Part A - Fall Enrollment by race/ethnicity and gender**Enrollment as of the institution's official fall reporting date or as of October 15, 2014**CIPCODE: 52.0000 -- Business, Management, Marketing and Related Support Services****Part-time undergraduate students**

- Report Hispanic/Latino individuals of any race as Hispanic/Latino
- Report race for non-Hispanic/Latino individuals only

**Men**

Students enrolled for <u>credit</u>	<u>Degree/certificate-seeking</u>			Total	Non-degree/ non-certificate- seeking	Total, <u>part-time</u> <u>undergraduate</u> students
	<u>First-time</u>	<u>Transfer- in</u>	<u>Continuing/ Returning</u>			
<u>Nonresident alien</u>	<input type="text"/>	<input type="text"/>	<input type="text"/>	0	<input type="text"/>	0
<u>Hispanic/Latino</u>	<input type="text"/>	<input type="text" value="1"/>	<input type="text" value="15"/>	16	<input type="text"/>	16
<u>American Indian or Alaska Native</u>	<input type="text"/>	<input type="text"/>	<input type="text"/>	0	<input type="text"/>	0
<u>Asian</u>	<input type="text"/>	<input type="text"/>	<input type="text" value="2"/>	2	<input type="text"/>	2
<u>Black or African American</u>	<input type="text"/>	<input type="text" value="1"/>	<input type="text" value="8"/>	9	<input type="text"/>	9
<u>Native Hawaiian or Other Pacific Islander</u>	<input type="text"/>	<input type="text"/>	<input type="text"/>	0	<input type="text"/>	0
<u>White</u>	<input type="text" value="1"/>	<input type="text" value="4"/>	<input type="text" value="51"/>	56	<input type="text"/>	56
Two or more races	<input type="text"/>	<input type="text"/>	<input type="text"/>	0	<input type="text"/>	0
<u>Race and ethnicity unknown</u>	<input type="text"/>	<input type="text"/>	<input type="text" value="1"/>	1	<input type="text"/>	1
<b>Total men</b>	1	6	77	84	0	84

**Women**

Students enrolled for <u>credit</u>	<u>Degree/certificate-seeking</u>			Total	Non-degree/ non-certificate- seeking	Total, <u>part-time</u> <u>undergraduate</u> students
	<u>First-time</u>	<u>Transfer- in</u>	<u>Continuing/ Returning</u>			
<u>Nonresident alien</u>	<input type="text"/>	<input type="text"/>	<input type="text"/>	0	<input type="text"/>	0
<u>Hispanic/Latino</u>	<input type="text"/>	<input type="text"/>	<input type="text" value="13"/>	13	<input type="text"/>	13
<u>American Indian or Alaska Native</u>	<input type="text"/>	<input type="text"/>	<input type="text"/>	0	<input type="text"/>	0
<u>Asian</u>	<input type="text"/>	<input type="text" value="1"/>	<input type="text" value="1"/>	2	<input type="text"/>	2
<u>Black or African American</u>	<input type="text"/>	<input type="text" value="3"/>	<input type="text" value="22"/>	25	<input type="text"/>	25
<u>Native Hawaiian or Other Pacific Islander</u>	<input type="text"/>	<input type="text"/>	<input type="text"/>	0	<input type="text"/>	0
<u>White</u>	<input type="text"/>	<input type="text" value="1"/>	<input type="text" value="44"/>	45	<input type="text"/>	45

Two or more races	<input type="text"/>	<input type="text"/>	<input type="text" value="2"/>	2	<input type="text"/>	2
<u>Race and ethnicity unknown</u>	<input type="text"/>	<input type="text"/>	<input type="text" value="2"/>	2	<input type="text"/>	2
<b>Total women</b>	0	5	84	89	0	89
<b>Grand total (men+women)</b>	1	11	161	173	0	173
Grand total (men+women) 2012-13	<b>7</b>	<b>9</b>	<b>136</b>	<b>152</b>		<b>152</b>

Institution: Indiana University-Northwest (151360)

User ID: 88G2401

**Part A - Fall Enrollment for Graduate Students**Enrollment as of the institution's official fall reporting date or as of October 15, 2014**Graduate Students****Race/Ethnicity Reporting Reminder:**

- Report Hispanic/Latino individuals of any race as Hispanic/Latino
- Report race for non-Hispanic/Latino individuals only

**Graduate Student Reporting Reminder:**

- Report all postbaccalaureate degree and certificate students as graduate students, including any doctor's-professional practice students (formerly first-professional)

**Men**

Enrolled for <u>credit</u>	Total <u>full-time</u>	Total <u>part-time</u>	Total graduate students
<u>Nonresident alien</u>	<input type="text"/>	<input type="text"/>	0
<u>Hispanic/Latino</u>	<input type="text" value="3"/>	<input type="text" value="14"/>	17
<u>American Indian or Alaska Native</u>	<input type="text"/>	<input type="text"/>	0
<u>Asian</u>	<input type="text" value="1"/>	<input type="text" value="2"/>	3
<u>Black or African American</u>	<input type="text" value="9"/>	<input type="text" value="19"/>	28
<u>Native Hawaiian or Other Pacific Islander</u>	<input type="text"/>	<input type="text"/>	0
<u>White</u>	<input type="text" value="27"/>	<input type="text" value="43"/>	70
Two or more races	<input type="text"/>	<input type="text"/>	0
<u>Race and ethnicity unknown</u>	<input type="text" value="1"/>	<input type="text" value="2"/>	3
<b>Total men</b>	41	80	121
Total men prior year	<b>55</b>	<b>85</b>	<b>140</b>

**Women**

Enrolled for <u>credit</u>	Total <u>full-time</u>	Total <u>part-time</u>	Total graduate students
<u>Nonresident alien</u>	<input type="text"/>	<input type="text"/>	0
<u>Hispanic/Latino</u>	<input type="text" value="10"/>	<input type="text" value="16"/>	26
<u>American Indian or Alaska Native</u>	<input type="text"/>	<input type="text"/>	0
<u>Asian</u>	<input type="text"/>	<input type="text" value="1"/>	1
<u>Black or African American</u>	<input type="text" value="20"/>	<input type="text" value="90"/>	110
<u>Native Hawaiian or Other Pacific Islander</u>	<input type="text"/>	<input type="text"/>	0

<u>White</u>	35	90	125
Two or more races	1	1	2
<u>Race and ethnicity unknown</u>	2	4	6
<b>Total women</b>	68	202	270
Total women prior year	<b>82</b>	<b>261</b>	<b>343</b>
<b>Grand total (men+women)</b>	109	282	391
Grand total (men+women) prior year	<b>137</b>	<b>346</b>	<b>483</b>

Institution: Indiana University-Northwest (151360)

User ID: 88G2401

**Part A - Fall Enrollment by race/ethnicity and gender**Enrollment as of the institution's official fall reporting date or as of October 15, 2014**CIPCODE: 13.0000 -- Education****Graduate students**

- Report Hispanic/Latino individuals of any race as Hispanic/Latino
- Report race for non-Hispanic/Latino individuals only
- Report all postbaccalaureate degree and certificate students as graduate students, including any doctor's-professional practice students (formerly first-professional)

**Men**

Students enrolled for <u>credit</u>	Total <u>full-time</u>	Total <u>part-time</u>	Total graduate students
<u>Nonresident alien</u>	<input type="text"/>	<input type="text"/>	0
<u>Hispanic/Latino</u>	<input type="text"/>	<input type="text" value="2"/>	2
<u>American Indian or Alaska Native</u>	<input type="text"/>	<input type="text"/>	0
<u>Asian</u>	<input type="text"/>	<input type="text" value="1"/>	1
<u>Black or African American</u>	<input type="text" value="1"/>	<input type="text" value="6"/>	7
<u>Native Hawaiian or Other Pacific Islander</u>	<input type="text"/>	<input type="text"/>	0
<u>White</u>	<input type="text" value="1"/>	<input type="text" value="11"/>	12
Two or more races	<input type="text"/>	<input type="text"/>	0
<u>Race and ethnicity unknown</u>	<input type="text"/>	<input type="text"/>	0
<b>Total men</b>	2	20	22

**Women**

Students enrolled for <u>credit</u>	Total <u>full-time</u>	Total <u>part-time</u>	Total graduate students
<u>Nonresident alien</u>	<input type="text"/>	<input type="text"/>	0
<u>Hispanic/Latino</u>	<input type="text"/>	<input type="text" value="3"/>	3
<u>American Indian or Alaska Native</u>	<input type="text"/>	<input type="text"/>	0
<u>Asian</u>	<input type="text"/>	<input type="text" value="1"/>	1
<u>Black or African American</u>	<input type="text" value="5"/>	<input type="text" value="39"/>	44
<u>Native Hawaiian or Other Pacific Islander</u>	<input type="text"/>	<input type="text"/>	0
<u>White</u>	<input type="text" value="7"/>	<input type="text" value="27"/>	34
Two or more races	<input type="text"/>	<input type="text"/>	0
<u>Race and ethnicity unknown</u>	<input type="text"/>	<input type="text"/>	0

<b>Total women</b>	12	70	82
<b>Grand total (men+women)</b>	14	90	104
Grand total (men+women) 2012-13	<b>22</b>	<b>138</b>	<b>160</b>

Institution: Indiana University-Northwest (151360)

User ID: 88G2401

**Part A - Fall Enrollment by race/ethnicity and gender**Enrollment as of the institution's official fall reporting date or as of October 15, 2014**CIPCODE: 26.0000 -- Biological and Biomedical Sciences****Graduate students**

- Report Hispanic/Latino individuals of any race as Hispanic/Latino
- Report race for non-Hispanic/Latino individuals only
- Report all postbaccalaureate degree and certificate students as graduate students, including any doctor's-professional practice students (formerly first-professional)

**Men**

Students enrolled for <u>credit</u>	Total <u>full-time</u>	Total <u>part-time</u>	Total graduate students
<u>Nonresident alien</u>	<input type="text" value="0"/>	<input type="text" value="0"/>	0
<u>Hispanic/Latino</u>	<input type="text"/>	<input type="text"/>	0
<u>American Indian or Alaska Native</u>	<input type="text"/>	<input type="text"/>	0
<u>Asian</u>	<input type="text"/>	<input type="text"/>	0
<u>Black or African American</u>	<input type="text"/>	<input type="text"/>	0
<u>Native Hawaiian or Other Pacific Islander</u>	<input type="text"/>	<input type="text"/>	0
<u>White</u>	<input type="text"/>	<input type="text"/>	0
Two or more races	<input type="text"/>	<input type="text"/>	0
<u>Race and ethnicity unknown</u>	<input type="text"/>	<input type="text"/>	0
<b>Total men</b>	0	0	0

**Women**

Students enrolled for <u>credit</u>	Total <u>full-time</u>	Total <u>part-time</u>	Total graduate students
<u>Nonresident alien</u>	<input type="text"/>	<input type="text"/>	0
<u>Hispanic/Latino</u>	<input type="text"/>	<input type="text"/>	0
<u>American Indian or Alaska Native</u>	<input type="text"/>	<input type="text"/>	0
<u>Asian</u>	<input type="text"/>	<input type="text"/>	0
<u>Black or African American</u>	<input type="text"/>	<input type="text"/>	0
<u>Native Hawaiian or Other Pacific Islander</u>	<input type="text"/>	<input type="text"/>	0
<u>White</u>	<input type="text"/>	<input type="text"/>	0
Two or more races	<input type="text"/>	<input type="text"/>	0
<u>Race and ethnicity unknown</u>	<input type="text"/>	<input type="text"/>	0



<b>Total women</b>	0	0	0
<b>Grand total (men+women)</b>	0	0	0
Grand total (men+women) 2012-13			

Institution: Indiana University-Northwest (151360)

User ID: 88G2401

**Part A - Fall Enrollment by race/ethnicity and gender**Enrollment as of the institution's official fall reporting date or as of October 15, 2014**CIPCODE: 27.0000 -- Mathematics and Statistics****Graduate students**

- Report Hispanic/Latino individuals of any race as Hispanic/Latino
- Report race for non-Hispanic/Latino individuals only
- Report all postbaccalaureate degree and certificate students as graduate students, including any doctor's-professional practice students (formerly first-professional)

**Men**

Students enrolled for <u>credit</u>	Total <u>full-time</u>	Total <u>part-time</u>	Total graduate students
<u>Nonresident alien</u>	<input type="text" value="0"/>	<input type="text" value="0"/>	0
<u>Hispanic/Latino</u>	<input type="text"/>	<input type="text"/>	0
<u>American Indian or Alaska Native</u>	<input type="text"/>	<input type="text"/>	0
<u>Asian</u>	<input type="text"/>	<input type="text"/>	0
<u>Black or African American</u>	<input type="text"/>	<input type="text"/>	0
<u>Native Hawaiian or Other Pacific Islander</u>	<input type="text"/>	<input type="text"/>	0
<u>White</u>	<input type="text"/>	<input type="text"/>	0
Two or more races	<input type="text"/>	<input type="text"/>	0
<u>Race/ethnicity unknown</u>	<input type="text"/>	<input type="text"/>	0
<b>Total men</b>	0	0	0

**Women**

Students enrolled for <u>credit</u>	Total <u>full-time</u>	Total <u>part-time</u>	Total graduate students
<u>Nonresident alien</u>	<input type="text"/>	<input type="text"/>	0
<u>Hispanic/Latino</u>	<input type="text"/>	<input type="text"/>	0
<u>American Indian or Alaska Native</u>	<input type="text"/>	<input type="text"/>	0
<u>Asian</u>	<input type="text"/>	<input type="text"/>	0
<u>Black or African American</u>	<input type="text"/>	<input type="text"/>	0
<u>Native Hawaiian or Other Pacific Islander</u>	<input type="text"/>	<input type="text"/>	0
<u>White</u>	<input type="text"/>	<input type="text"/>	0
Two or more races	<input type="text"/>	<input type="text"/>	0
<u>Race/ethnicity unknown</u>	<input type="text"/>	<input type="text"/>	0

<b>Total women</b>	0	0	0
<b>Grand total (men+women)</b>	0	0	0
Grand total (men+women) 2012-13			

Institution: Indiana University-Northwest (151360)

User ID: 88G2401

**Part A - Fall Enrollment by race/ethnicity and gender**Enrollment as of the institution's official fall reporting date or as of October 15, 2014**CIPCODE: 40.0000 -- Physical Sciences****Graduate students**

- Report Hispanic/Latino individuals of any race as Hispanic/Latino
- Report race for non-Hispanic/Latino individuals only
- Report all postbaccalaureate degree and certificate students as graduate students, including any doctor's-professional practice students (formerly first-professional)

**Men**

Students enrolled for <u>credit</u>	Total <u>full-time</u>	Total <u>part-time</u>	Total graduate students
<u>Nonresident alien</u>	<input type="text" value="0"/>	<input type="text" value="0"/>	0
<u>Hispanic/Latino</u>	<input type="text"/>	<input type="text"/>	0
<u>American Indian or Alaska Native</u>	<input type="text"/>	<input type="text"/>	0
<u>Asian</u>	<input type="text"/>	<input type="text"/>	0
<u>Black or African American</u>	<input type="text"/>	<input type="text"/>	0
<u>Native Hawaiian or Other Pacific Islander</u>	<input type="text"/>	<input type="text"/>	0
<u>White</u>	<input type="text"/>	<input type="text"/>	0
Two or more races	<input type="text"/>	<input type="text"/>	0
<u>Race and ethnicity unknown</u>	<input type="text"/>	<input type="text"/>	0
<b>Total men</b>	0	0	0

**Women**

Students enrolled for <u>credit</u>	Total <u>full-time</u>	Total <u>part-time</u>	Total graduate students
<u>Nonresident alien</u>	<input type="text"/>	<input type="text"/>	0
<u>Hispanic/Latino</u>	<input type="text"/>	<input type="text"/>	0
<u>American Indian or Alaska Native</u>	<input type="text"/>	<input type="text"/>	0
<u>Asian</u>	<input type="text"/>	<input type="text"/>	0
<u>Black or African American</u>	<input type="text"/>	<input type="text"/>	0
<u>Native Hawaiian or Other Pacific Islander</u>	<input type="text"/>	<input type="text"/>	0
<u>White</u>	<input type="text"/>	<input type="text"/>	0
Two or more races	<input type="text"/>	<input type="text"/>	0
<u>Race and ethnicity unknown</u>	<input type="text"/>	<input type="text"/>	0

<b>Total women</b>	0	0	0
<b>Grand total (men+women)</b>	0	0	0
Grand total (men+women) 2012-13			

Institution: Indiana University-Northwest (151360)

User ID: 88G2401

**Part A - Fall Enrollment by race/ethnicity and gender**Enrollment as of the institution's official fall reporting date or as of October 15, 2014**CIPCODE: 52.0000 -- Business, Management, Marketing and Related Support Services**Graduate students

- Report Hispanic/Latino individuals of any race as Hispanic/Latino
- Report race for non-Hispanic/Latino individuals only
- Report all postbaccalaureate degree and certificate students as graduate students, including any doctor's-professional practice students (formerly first-professional)

**Men**

Students enrolled for <u>credit</u>	Total <u>full-time</u>	Total <u>part-time</u>	Total graduate students
<u>Nonresident alien</u>	<input type="text"/>	<input type="text"/>	0
<u>Hispanic/Latino</u>	<input type="text" value="2"/>	<input type="text" value="4"/>	6
<u>American Indian or Alaska Native</u>	<input type="text"/>	<input type="text"/>	0
<u>Asian</u>	<input type="text" value="1"/>	<input type="text"/>	1
<u>Black or African American</u>	<input type="text" value="4"/>	<input type="text" value="3"/>	7
<u>Native Hawaiian or Other Pacific Islander</u>	<input type="text"/>	<input type="text"/>	0
<u>White</u>	<input type="text" value="21"/>	<input type="text" value="17"/>	38
Two or more races	<input type="text"/>	<input type="text"/>	0
<u>Race and ethnicity unknown</u>	<input type="text" value="1"/>	<input type="text" value="2"/>	3
<b>Total men</b>	29	26	55

**Women**

Students enrolled for <u>credit</u>	Total <u>full-time</u>	Total <u>part-time</u>	Total graduate students
<u>Nonresident alien</u>	<input type="text"/>	<input type="text"/>	0
<u>Hispanic/Latino</u>	<input type="text" value="8"/>	<input type="text" value="3"/>	11
<u>American Indian or Alaska Native</u>	<input type="text"/>	<input type="text"/>	0
<u>Asian</u>	<input type="text"/>	<input type="text"/>	0
<u>Black or African American</u>	<input type="text" value="2"/>	<input type="text" value="8"/>	10
<u>Native Hawaiian or Other Pacific Islander</u>	<input type="text"/>	<input type="text"/>	0
<u>White</u>	<input type="text" value="9"/>	<input type="text" value="10"/>	19
Two or more races	<input type="text" value="1"/>	<input type="text"/>	1
<u>Race and ethnicity unknown</u>	<input type="text" value="1"/>	<input type="text"/>	1

<b>Total women</b>	21	21	42
<b>Grand total (men+women)</b>	50	47	97
Grand total (men+women) 2012-13	<b>44</b>	<b>54</b>	<b>98</b>

Institution: Indiana University-Northwest (151360)

User ID: 88G2401

**Part A - Fall Enrollment by Distance Education Status**Enrollment as of the institution's official fall reporting date or as of October 15, 2014

	<u>Undergraduate Students</u>		<u>Graduate Students</u>
	<u>Degree/Certificate Seeking</u>	Non-Degree/Certificate Seeking	
<b>?</b> <u>Enrolled exclusively in distance education courses</u>	232	22	37
<b>Enrolled in some but not all distance education courses</b>	1,206	13	120
<i>Not enrolled in any distance education courses</i>	2,932	1,256	234
<b>Total</b> (all distance education statuses)	4,370	1,291	391
<b>Total</b> (from prior part A screens)			
NOTE: The total of all distance education statuses (above) must equal this total carried forward from the prior part A screens	4,370	1,291	391

You may use the space below to **provide context** for the data you've reported above.



Institution: Indiana University-Northwest (151360)

User ID: 88G2401

**Part A - Fall Enrollment by Distance Education Status**

		<u>Undergraduate Students</u>		<u>Graduate Students</u>
		<u>Degree/Certificate Seeking</u>	Non-Degree/Certificate Seeking	
<b>Of those students <i>exclusively</i> enrolled in <u>distance education courses</u>, report the number that are:</b>				
Located in	IN	<input type="text" value="226"/>	<input type="text" value="19"/>	<input type="text" value="36"/>
Located in the U.S. but not in	IN	<input type="text" value="5"/>	<input type="text" value="3"/>	<input type="text" value="1"/>
Located in the U.S. but state/jurisdiction unknown		<input type="text" value="1"/>	<input type="text"/>	<input type="text"/>
Located outside the U.S.		<input type="text"/>	<input type="text"/>	<input type="text"/>
Location unknown/unreported		0	0	0
Total students exclusively enrolled in distance education (from section above)		232	22	37

Institution: Indiana University-Northwest (151360)

User ID: 88G2401

**Part A - Fall Enrollment Summary**

<b>Fall Enrollment Summary</b>			
<b>Men</b>			
Students enrolled for credit	Total full-time students	Total part-time students	Grand total, all students
<u>Nonresident alien</u>	1	1	2
<u>Hispanic/Latino</u>	195	119	314
<u>American Indian or Alaska Native</u>	1	2	3
<u>Asian</u>	32	19	51
<u>Black or African American</u>	152	113	265
<u>Native Hawaiian or Other Pacific Islander</u>	2	0	2
<u>White</u>	640	473	1,113
Two or more races	26	11	37
<u>Race and ethnicity unknown</u>	17	207	224
<b>Total men</b>	1,066	945	2,011
<b>Women</b>			
Students enrolled for credit	Total full-time students	Total part-time students	Grand total, all students
<u>Nonresident alien</u>	0	3	3
<u>Hispanic/Latino</u>	461	271	732
<u>American Indian or Alaska Native</u>	3	5	8
<u>Asian</u>	46	28	74
<u>Black or African American</u>	396	367	763
<u>Native Hawaiian or Other Pacific Islander</u>	1	0	1
<u>White</u>	1,167	893	2,060
Two or more races	59	28	87
<u>Race and ethnicity unknown</u>	24	289	313
<b>Total women</b>	2,157	1,884	4,041
<b>Grand Total (men+women)</b>	3,223	2,829	6,052

Institution: Indiana University-Northwest (151360)

User ID: 88G2401

**Part A - Fall Enrollment - Summary by race/ethnicity**

<b>Fall enrollment totals</b>			
<b>CIPCODE: 13.0000 -- Education</b>			
<b>Men</b>			
Students enrolled for credit	Total full-time students	Total part-time students	Grand total, all students
<u>Nonresident alien</u>	0	0	0
<u>Hispanic/Latino</u>	8	2	10
<u>American Indian or Alaska Native</u>	0	0	0
<u>Asian</u>	0	2	2
<u>Black or African American</u>	5	8	13
<u>Native Hawaiian or Other Pacific Islander</u>	0	0	0
<u>White</u>	32	21	53
Two or more races	0	0	0
<u>Race and ethnicity unknown</u>	0	2	2
<b>Total men</b>	<b>45</b>	<b>35</b>	<b>80</b>
<b>Women</b>			
Students enrolled for credit	Total full-time students	Total part-time students	Grand total, all students
<u>Nonresident alien</u>	0	0	0
<u>Hispanic/Latino</u>	28	6	34
<u>American Indian or Alaska Native</u>	1	0	1
<u>Asian</u>	1	2	3
<u>Black or African American</u>	22	53	75
<u>Native Hawaiian or Other Pacific Islander</u>	0	0	0
<u>White</u>	130	57	187
Two or more races	4	2	6
<u>Race and ethnicity unknown</u>	2	0	2
<b>Total women</b>	<b>188</b>	<b>120</b>	<b>308</b>
<b>Grand Total (men+women)</b>	<b>233</b>	<b>155</b>	<b>388</b>

Institution: Indiana University-Northwest (151360)

User ID: 88G2401

**Part A - Fall Enrollment - Summary by race/ethnicity**

<b>Fall enrollment totals</b>			
<b>CIPCODE: 26.0000 -- Biological and Biomedical Sciences</b>			
<b>Men</b>			
Students enrolled for credit	Total full-time students	Total part-time students	Grand total, all students
<u>Nonresident alien</u>	0	0	0
<u>Hispanic/Latino</u>	16	2	18
<u>American Indian or Alaska Native</u>	0	0	0
<u>Asian</u>	11	0	11
<u>Black or African American</u>	6	1	7
<u>Native Hawaiian or Other Pacific Islander</u>	0	0	0
<u>White</u>	39	10	49
Two or more races	3	0	3
<u>Race and ethnicity unknown</u>	0	0	0
<b>Total men</b>	<b>75</b>	<b>13</b>	<b>88</b>
<b>Women</b>			
Students enrolled for credit	Total full-time students	Total part-time students	Grand total, all students
<u>Nonresident alien</u>	0	0	0
<u>Hispanic/Latino</u>	28	3	31
<u>American Indian or Alaska Native</u>	0	1	1
<u>Asian</u>	10	3	13
<u>Black or African American</u>	19	6	25
<u>Native Hawaiian or Other Pacific Islander</u>	0	0	0
<u>White</u>	63	12	75
Two or more races	2	2	4
<u>Race and ethnicity unknown</u>	0	1	1
<b>Total women</b>	<b>122</b>	<b>28</b>	<b>150</b>
<b>Grand Total (men+women)</b>	<b>197</b>	<b>41</b>	<b>238</b>

Institution: Indiana University-Northwest (151360)

User ID: 88G2401

**Part A - Fall Enrollment - Summary by race/ethnicity**

<b>Fall enrollment totals</b>			
<b>CIPCODE: 27.0000 -- Mathematics and Statistics</b>			
<b>Men</b>			
Students enrolled for credit	Total full-time students	Total part-time students	Grand total, all students
<u>Nonresident alien</u>	0	0	0
<u>Hispanic/Latino</u>	0	0	0
<u>American Indian or Alaska Native</u>	0	0	0
<u>Asian</u>	0	0	0
<u>Black or African American</u>	1	1	2
<u>Native Hawaiian or Other Pacific Islander</u>	0	0	0
<u>White</u>	3	1	4
Two or more races	0	0	0
<u>Race and ethnicity unknown</u>	1	0	1
<b>Total men</b>	<b>5</b>	<b>2</b>	<b>7</b>
<b>Women</b>			
Students enrolled for credit	Total full-time students	Total part-time students	Grand total, all students
<u>Nonresident alien</u>	0	0	0
<u>Hispanic/Latino</u>	0	0	0
<u>American Indian or Alaska Native</u>	0	0	0
<u>Asian</u>	0	0	0
<u>Black or African American</u>	1	0	1
<u>Native Hawaiian or Other Pacific Islander</u>	0	0	0
<u>White</u>	0	1	1
Two or more races	0	0	0
<u>Race and ethnicity unknown</u>	0	0	0
<b>Total women</b>	<b>1</b>	<b>1</b>	<b>2</b>
<b>Grand Total (men+women)</b>	<b>6</b>	<b>3</b>	<b>9</b>

Institution: Indiana University-Northwest (151360)

User ID: 88G2401

**Part A - Fall Enrollment - Summary by race/ethnicity**

<b>Fall enrollment totals</b>			
<b>CIPCODE: 40.0000 -- Physical Sciences</b>			
<b>Men</b>			
Students enrolled for credit	Total full-time students	Total part-time students	Grand total, all students
<u>Nonresident alien</u>	0	0	0
<u>Hispanic/Latino</u>	4	2	6
<u>American Indian or Alaska Native</u>	0	0	0
<u>Asian</u>	1	1	2
<u>Black or African American</u>	0	1	1
<u>Native Hawaiian or Other Pacific Islander</u>	1	0	1
<u>White</u>	14	1	15
Two or more races	0	0	0
<u>Race and ethnicity unknown</u>	0	0	0
<b>Total men</b>	<b>20</b>	<b>5</b>	<b>25</b>
<b>Women</b>			
Students enrolled for credit	Total full-time students	Total part-time students	Grand total, all students
<u>Nonresident alien</u>	0	0	0
<u>Hispanic/Latino</u>	8	0	8
<u>American Indian or Alaska Native</u>	0	0	0
<u>Asian</u>	3	0	3
<u>Black or African American</u>	3	0	3
<u>Native Hawaiian or Other Pacific Islander</u>	0	0	0
<u>White</u>	13	3	16
Two or more races	1	0	1
<u>Race and ethnicity unknown</u>	0	0	0
<b>Total women</b>	<b>28</b>	<b>3</b>	<b>31</b>
<b>Grand Total (men+women)</b>	<b>48</b>	<b>8</b>	<b>56</b>

Institution: Indiana University-Northwest (151360)

User ID: 88G2401

**Part A - Fall Enrollment - Summary by race/ethnicity**

<b>Fall enrollment totals</b>			
<b>CIPCODE: 52.0000 -- Business, Management, Marketing and Related Support Services</b>			
<b>Men</b>			
Students enrolled for credit	Total full-time students	Total part-time students	Grand total, all students
<u>Nonresident alien</u>	0	0	0
<u>Hispanic/Latino</u>	40	20	60
<u>American Indian or Alaska Native</u>	0	0	0
<u>Asian</u>	5	2	7
<u>Black or African American</u>	28	12	40
<u>Native Hawaiian or Other Pacific Islander</u>	0	0	0
<u>White</u>	184	73	257
Two or more races	4	0	4
<u>Race and ethnicity unknown</u>	5	3	8
<b>Total men</b>	266	110	376
<b>Women</b>			
Students enrolled for credit	Total full-time students	Total part-time students	Grand total, all students
<u>Nonresident alien</u>	0	0	0
<u>Hispanic/Latino</u>	56	16	72
<u>American Indian or Alaska Native</u>	0	0	0
<u>Asian</u>	3	2	5
<u>Black or African American</u>	33	33	66
<u>Native Hawaiian or Other Pacific Islander</u>	0	0	0
<u>White</u>	107	55	162
Two or more races	4	2	6
<u>Race and ethnicity unknown</u>	2	2	4
<b>Total women</b>	205	110	315
<b>Grand Total (men+women)</b>	471	220	691

Institution: Indiana University-Northwest (151360)

User ID: 88G2401

**Part B - Fall Enrollment by Age and Gender for Full-time Undergraduate Students**

NOTE: These data are optional this year.

Enrollment as of the institution's official fall reporting date or as of October 15, 2014

Age	Full-time Undergraduate Students	
	Men	Women
Under 18	<input type="text" value="4"/>	<input type="text" value="9"/>
18-19	<input type="text" value="285"/>	<input type="text" value="535"/>
20-21	<input type="text" value="311"/>	<input type="text" value="558"/>
22-24	<input type="text" value="226"/>	<input type="text" value="449"/>
25-29	<input type="text" value="99"/>	<input type="text" value="238"/>
30-34	<input type="text" value="42"/>	<input type="text" value="115"/>
35-39	<input type="text" value="19"/>	<input type="text" value="74"/>
40-49	<input type="text" value="30"/>	<input type="text" value="78"/>
50-64	<input type="text" value="9"/>	<input type="text" value="29"/>
65 and over	<input type="text" value=""/>	<input type="text" value="4"/>
Age unknown/unreported	0	0
Total full-time undergraduate students (from part A)	1,025	2,089



Institution: Indiana University-Northwest (151360)

User ID: 88G2401

**Part B - Fall Enrollment by Age and Gender for Part-time Undergraduate Students**

NOTE: These data are optional this year.

Enrollment as of the institution's official fall reporting date or as of October 15, 2014

Age	Part-time Undergraduate Students	
	Men	Women
Under 18	349	539
18-19	151	219
20-21	56	128
22-24	100	234
25-29	87	181
30-34	43	108
35-39	22	89
40-49	34	114
50-64	21	66
65 and over	2	4
Age unknown/unreported	0	0
Total part-time undergraduate students (from part A)	865	1,682

Institution: Indiana University-Northwest (151360)

User ID: 88G2401

**Part B - Fall Enrollment by Age and Gender for Full-time Graduate Students**

NOTE: These data are optional this year.

Enrollment as of the institution's official fall reporting date or as of October 15, 2014

Age	Full-time Graduate Students	
	Men	Women
Under 18	<input type="text"/>	<input type="text"/>
18-19	<input type="text"/>	<input type="text"/>
20-21	<input type="text"/>	<input type="text"/>
22-24	<input type="text" value="2"/>	<input type="text" value="11"/>
25-29	<input type="text" value="16"/>	<input type="text" value="19"/>
30-34	<input type="text" value="7"/>	<input type="text" value="7"/>
35-39	<input type="text" value="7"/>	<input type="text" value="8"/>
40-49	<input type="text" value="6"/>	<input type="text" value="13"/>
50-64	<input type="text" value="3"/>	<input type="text" value="10"/>
65 and over	<input type="text"/>	<input type="text"/>
Age unknown/unreported	0	0
Total full-time graduate students (from part A)	41	68

Institution: Indiana University-Northwest (151360)

User ID: 88G2401

**Part B - Fall Enrollment by Age and Gender for Part-time Graduate Students**

NOTE: These data are optional this year.

Enrollment as of the institution's official fall reporting date or as of October 15, 2014

Age	Part-time Graduate Students	
	Men	Women
Under 18	<input type="text"/>	<input type="text"/>
18-19	<input type="text"/>	<input type="text"/>
20-21	<input type="text"/>	<input type="text" value="1"/>
22-24	<input type="text" value="4"/>	<input type="text" value="17"/>
25-29	<input type="text" value="23"/>	<input type="text" value="52"/>
30-34	<input type="text" value="18"/>	<input type="text" value="39"/>
35-39	<input type="text" value="11"/>	<input type="text" value="29"/>
40-49	<input type="text" value="16"/>	<input type="text" value="36"/>
50-64	<input type="text" value="7"/>	<input type="text" value="27"/>
65 and over	<input type="text" value="1"/>	<input type="text" value="1"/>
Age unknown/unreported	0	0
Total part-time graduate students (from part A)	80	202

Institution: Indiana University-Northwest (151360)

User ID: 88G2401

**Part C - Screening Question**

Did any of your first-time degree/certificate-seeking undergraduate students (reported in Part A) enroll within 12 months of graduating high school or receiving their GED?

<input checked="" type="radio"/>	Yes, we have first-time students who enrolled within 12 months of their high school graduation.
<input type="radio"/>	No, we do not have any first-time students who enrolled within 12 months of their high school graduation.

You may use the space below to **provide context** for the data you've reported above.

Institution: Indiana University-Northwest (151360)

User ID: 88G2401

**Part C - Residence of First-time Undergraduates****Enrollment as of the institution's official fall reporting date or as of October 15, 2014**Enter **at least one** zero, where applicable, to verify that the screen has not been skipped.

State of <u>residence</u> when student was first admitted	FIPS Code	 Total <u>first-time</u> degree/certificate-seeking undergraduates (1)	Of students in column 1, those who enrolled <b>within 12 months</b> of high school graduation or receiving their GED (2)
Alabama	01	<input type="text"/>	<input type="text"/>
Alaska	02	<input type="text"/>	<input type="text"/>
Arizona	04	<input type="text"/>	<input type="text"/>
Arkansas	05	<input type="text"/>	<input type="text"/>
California	06	<input type="text"/>	<input type="text"/>
Colorado	08	<input type="text"/>	<input type="text"/>
Connecticut	09	<input type="text"/>	<input type="text"/>
Delaware	10	<input type="text"/>	<input type="text"/>
District of Columbia	11	<input type="text"/>	<input type="text"/>
Florida	12	<input type="text"/>	<input type="text"/>
Georgia	13	<input type="text"/>	<input type="text"/>
Hawaii	15	<input type="text"/>	<input type="text"/>
Idaho	16	<input type="text"/>	<input type="text"/>
Illinois	17	<input type="text" value="7"/>	<input type="text" value="6"/>
Indiana	18	<input type="text" value="709"/>	<input type="text" value="609"/>
Iowa	19	<input type="text"/>	<input type="text"/>
Kansas	20	<input type="text"/>	<input type="text"/>
Kentucky	21	<input type="text"/>	<input type="text"/>
Louisiana	22	<input type="text"/>	<input type="text"/>
Maine	23	<input type="text"/>	<input type="text"/>

Institution: Indiana University-Northwest (151360)

User ID: 88G2401

**Part C - Residence of First-time Undergraduates****Enrollment as of the institution's official fall reporting date or as of October 15, 2014**Enter **at least one** zero, where applicable, to verify that the screen has not been skipped.

State of <u>residence</u> when student was first admitted	FIPS Code	Total <u>first-time</u> degree/certificate-seeking undergraduates (1)	Of students in column 1, those who enrolled <b>within 12 months</b> of high school graduation or receiving their GED (2)
Maryland	24	<input type="text" value="0"/>	<input type="text" value="0"/>
Massachusetts	25	<input type="text"/>	<input type="text"/>
Michigan	26	<input type="text"/>	<input type="text"/>
Minnesota	27	<input type="text"/>	<input type="text"/>
Mississippi	28	<input type="text"/>	<input type="text"/>
Missouri	29	<input type="text"/>	<input type="text"/>
Montana	30	<input type="text"/>	<input type="text"/>
Nebraska	31	<input type="text"/>	<input type="text"/>
Nevada	32	<input type="text"/>	<input type="text"/>
New Hampshire	33	<input type="text"/>	<input type="text"/>
New Jersey	34	<input type="text"/>	<input type="text"/>
New Mexico	35	<input type="text"/>	<input type="text"/>
New York	36	<input type="text"/>	<input type="text"/>
North Carolina	37	<input type="text"/>	<input type="text"/>
North Dakota	38	<input type="text"/>	<input type="text"/>
Ohio	39	<input type="text"/>	<input type="text"/>
Oklahoma	40	<input type="text"/>	<input type="text"/>
Oregon	41	<input type="text"/>	<input type="text"/>
Pennsylvania	42	<input type="text"/>	<input type="text"/>
Rhode Island	44	<input type="text"/>	<input type="text"/>

Institution: Indiana University-Northwest (151360)

User ID: 88G2401

**Part C - Residence of First-time Undergraduates****Enrollment as of the institution's official fall reporting date or as of October 15, 2014**Enter **at least one** zero, where applicable, to verify that the screen has not been skipped.

State of <u>residence</u> when student was first admitted	FIPS Code	Total <u>first-time</u> degree/certificate-seeking undergraduates (1)	Of students in column 1, those who enrolled <b>within 12 months</b> of high school graduation or receiving their GED (2)
South Carolina	45	<input type="text" value="0"/>	<input type="text" value="0"/>
South Dakota	46	<input type="text"/>	<input type="text"/>
Tennessee	47	<input type="text"/>	<input type="text"/>
Texas	48	<input type="text"/>	<input type="text"/>
Utah	49	<input type="text"/>	<input type="text"/>
Vermont	50	<input type="text"/>	<input type="text"/>
Virginia	51	<input type="text"/>	<input type="text"/>
Washington	53	<input type="text"/>	<input type="text"/>
West Virginia	54	<input type="text"/>	<input type="text"/>
Wisconsin	55	<input type="text"/>	<input type="text"/>
Wyoming	56	<input type="text"/>	<input type="text"/>
<u>State Unknown</u>	57	<input type="text"/>	<input type="text"/>
American Samoa	60	<input type="text"/>	<input type="text"/>
Federated States of Micronesia	64	<input type="text"/>	<input type="text"/>
Guam	66	<input type="text"/>	<input type="text"/>
Marshall Islands	68	<input type="text"/>	<input type="text"/>
Northern Marianas	69	<input type="text"/>	<input type="text"/>
Palau	70	<input type="text"/>	<input type="text"/>
Puerto Rico	72	<input type="text"/>	<input type="text"/>
Virgin Islands	78	<input type="text"/>	<input type="text"/>
Foreign Countries	90	<input type="text"/>	<input type="text"/>
Residence unknown/unreported	98	0	
Total first-time degree/certificate-seeking undergraduates (from Part A)		716	615

**You may use the space below to provide context for the data you've reported above.**





Institution: Indiana University-Northwest (151360)

User ID: 88G2401

**Part D - Total Undergraduate Entering Class**

<b>Total Undergraduate Entering Class, Fall 2014</b>		
D1	Total full-time, first-time degree/certificate-seeking <u>undergraduates</u> from Part A (GR <u>cohort</u> )	652
D2	Total <u>first-time</u> degree/certificate-seeking undergraduates (full-time + part-time) from Part A	716
D3	Total <u>transfer-in</u> degree/certificate-seeking undergraduates (full-time + part-time) from Part A	283
D4	Total <u>non-degree/certificate-seeking</u> undergraduates (full-time + part-time) from Part A	1,291
D5	Of the total non-degree/certificate-seeking undergraduates displayed on line D4, <b>the number that are new to the institution in Fall 2014</b>	983
D6	Total <u>entering students</u> at the undergraduate level <b>Note:</b> This is calculated as first-time students (line D2) + students transferring to the institution (line D3) + non-degree/certificate-seeking undergraduates entering in Fall 2014 (line D5).	1,982
D7	Percentage of undergraduate entering class represented by your GR <u>cohort</u> (line D1/line D6)	33

Institution: Indiana University-Northwest (151360)

User ID: 88G2401

**Part E - First-time Bachelor's Cohort Retention Rates (Full-time)**Retention Rates

## Full-time, First-time Bachelor's Cohort from Fall 2013

Academic reporters determine the cohort and retention as of the institution's official fall reporting date or as of October 15. Program reporters determine the cohort with enrollment any time between August 1 and October 31, 2013 and retention based on August 1, 2014.


The retention rate is calculated by the system after clicking "Save" on the screen. Exclusions are subtracted from the original cohort and the resulting adjusted cohort is used for calculating the retention rate.

**Retention Data Reporting Reminders:**

- Include only **full-time, first-time bachelor's** students in this cohort.
- Determine the full-time cohort using Fall 2013 status (e.g. if a student was full-time in Fall 2013, report them in the full-time cohort regardless of their Fall 2014 status).
- If there are no students to report in the cohort, enter zero. Do not leave the field blank.
- Report in the exclusions box (line E2) the number of students from the cohort who left the institution for any of the following reasons: died or were totally and permanently disabled; to serve in the armed forces (including those called to active duty); to serve with a foreign aid service of the Federal Government (e.g. Peace Corps); or to serve on official church missions.

Prior year data (Fall 2012 cohort)

**FULL-TIME, FIRST-TIME BACHELOR'S COHORT RETENTION:**

<b>E1</b>	Full-time, first-time Fall 2013 bachelor's cohort	 <input type="text" value="670"/>	<b>603</b>	
<b>E2</b>	<u>Exclusions</u> from the Fall 2013 cohort	<input type="text" value="0"/>	<b>1</b>	
<b>E3</b>	<b>Adjusted</b> Fall 2013 cohort (line E1- line E2)	670	<b>602</b>	
<b>E4</b>	Students from Fall 2013 cohort <b>still enrolled</b> as of Fall 2014	<input type="text" value="446"/>	<b>409</b>	
<b>E5</b>	Full-time, first-time Fall 2013 bachelor's cohort retention rate (line E4 / line E3)	67 %	<b>68</b>	%

 You may use the space below to **provide context** for the data you've reported above.

These context notes will be posted on the College Navigator website, and should be written to be understood by students and parents.

^  
v

<
>

Institution: Indiana University-Northwest (151360)

User ID: 88G2401

**Part E - First-time Bachelor's Cohort Retention Rates (Part-time)**Retention Rates**Part-time, First-time Bachelor's Cohort from Fall 2013**

Academic reporters determine the cohort and retention as of the institution's official fall reporting date or as of October 15. Program reporters determine the cohort with enrollment any time between August 1 and October 31, 2013 and retention based on August 1, 2014.


The retention rate is calculated by the system after clicking "Save" on the screen. Exclusions are subtracted from the original cohort and the resulting adjusted cohort is used for calculating the retention rate.

**Retention Data Reporting Reminders:**

- Include only **part-time, first-time bachelor's-seeking** students in this cohort.
- Determine part-time using Fall 2013 attendance status (e.g. if a student was part-time in Fall 2013, report them in the part-time cohort regardless of their Fall 2014 status).
- If there are no students to report in the cohort, enter zero. Do not leave the field blank.
- Report in the exclusions box (line E7) the number of students from the cohort who left the institution for any of the following reasons: died or were totally and permanently disabled; to serve in the armed forces (including those called to active duty); to serve with a foreign aid service of the Federal Government (e.g. Peace Corps); or to serve on official church missions.

Prior year data (Fall 2012 cohort)

**PART-TIME, FIRST-TIME BACHELOR'S COHORT RETENTION:**

<b>E6</b>	Part-time, first-time Fall 2013 bachelor's cohort	 <input type="text" value="125"/>	<b>101</b>	
<b>E7</b>	<u>Exclusions</u> from the Fall 2013 cohort	<input type="text" value="0"/>	<b>0</b>	
<b>E8</b>	<b>Adjusted</b> Fall 2013 cohort (line E6 - line E7)	125	<b>101</b>	
<b>E9</b>	Students from Fall 2013 cohort <b>still enrolled</b> as of Fall 2014	<input type="text" value="67"/>	<b>55</b>	
<b>E10</b>	Part-time, first-time Fall 2013 bachelor's cohort retention rate (line E9 / line E8)	54 %	<b>54</b>	%

 You may use the space below to **provide context** for the data you've reported above.

These context notes will be posted on the College Navigator website, and should be written to be understood by students and parents.

Institution: Indiana University-Northwest (151360)

User ID: 88G2401

**Part F - Student-to-Faculty Ratio**

Please provide your institution's student-to-faculty ratio (i.e., student-to-instructional staff) for undergraduate programs for Fall 2014. The student-to-faculty ratio and any accompanying context that is provided will be displayed on College Navigator.

**Note:** Logic in this item is similar to item I-2 from the Common Data Set data collection.

Click [here](#) to use a worksheet to help you determine the student-to-faculty ratio

Student-to-faculty ratio	<input type="text" value="15"/>	to 1
Student-to-faculty ratio prior year	<b>17</b>	to 1



You may use the space below to **provide context** for the data you've reported above.

These context notes will be posted on the College Navigator website, and should be written to be understood by students and parents.

<
>

Institution: Indiana University-Northwest (151360)

User ID: 88G2401

**Prepared by**

<b>This survey component was prepared by:</b>					
<input type="radio"/>	Keyholder	<input type="radio"/>	SFA Contact	<input type="radio"/>	HR Contact
<input type="radio"/>	Finance Contact	<input type="radio"/>	Academic Library Contact	<input checked="" type="radio"/>	Other
Name:	<input type="text" value="Andrea Ingle"/>				
Email:	<input type="text" value="akingle@indiana.edu"/>				
How long did it take to prepare this survey component?					
	<input type="text" value="12"/>	hours	<input type="text"/>	minutes	
The name of the preparer is being collected so that we can follow up with the appropriate person in the event that there are questions concerning the data. The Keyholder will be copied on all email correspondence to other preparers.					
The time it took to prepare this component is being collected so that we can continue to improve our estimate of the reporting burden associated with IPEDS. Please include in your estimate the time it took for you to review instructions, query and search data sources, complete and review the component, and submit the data through the Data Collection System.					
Thank you for your assistance.					

Institution: Indiana University-Northwest (151360)

User ID: 88G2401

**Summary**

### Fall Enrollment Survey Summary Four-Year Institutions with Graduate Students

IPEDS collects important information regarding your institution. All data reported in IPEDS survey components become available in the IPEDS Data Center and appear as aggregated data in various Department of Education reports. Additionally, some of the reported data appears specifically for your institution through the College Navigator website and is included in your institution's Data Feedback Report (DFR). The purpose of this summary is to provide you an opportunity to view some of the data that, when accepted through the IPEDS quality control process, will appear on the College Navigator website and/or your DFR. College Navigator is updated approximately three months after the data collection period closes and Data Feedback Reports will be available through the [Data Center](#) and sent to your institution's CEO in November 2015.

Please review your data for accuracy. If you have questions about the data displayed below after reviewing the data reported on the survey screens, please contact the IPEDS Help Desk at: 1-877-225-2568 or [ipedshelp@rti.org](mailto:ipedshelp@rti.org).

<b>Student Enrollment</b>	
Total enrollment	6,052
Undergraduate enrollment	5,661
Undergraduate transfer-in enrollment	283
Graduate enrollment	391
Student-to-faculty ratio	15 to 1

<b>Student Characteristics (All Students)</b>	
Percent of all students who are female	67%
Percent of all students by race/ethnicity:	
American Indian or Alaska Native	0%
Asian	2%
Black or African American	17%
Hispanic/Latino	17%
Native Hawaiian or Pacific Islander	0%
White	52%
Two or More Races	2%
Race and ethnicity unknown	9%
Nonresident alien	0%

<b>Undergraduate Student Characteristics</b>	
Percent of undergraduates who are female	67%
Percent of undergraduates who are full-time	55%

Percent of undergraduates by race/ethnicity:	
American Indian or Alaska Native	0%
Asian	2%
Black or African American	16%
Hispanic/Latino	18%
Native Hawaiian or Pacific Islander	0%
White	53%
Two or More Races	2%
Race and ethnicity unknown	9%
Nonresident alien	0%

Percent of undergraduate students by age:	
24 and under	73%
25 and over	27%
Age unknown	0%

<b>Undergraduate Retention and Graduation Rate Cohort</b>	
First-time, full-time bachelor's seeking student retention rate	67%
First-time, part-time bachelor's seeking student retention rate	54%
Graduation rate cohort as percent of total entering students	33%

<b>Graduate Student Characteristics</b>	
Percent of graduate students who are female	69%
Percent of graduate students who are full-time	28%

Institution: Indiana University-Northwest (151360)

User ID: 88G2401

Edit Report

**Fall Enrollment****Indiana University-Northwest (151360)**

Source	Description	Severity	Resolved	Options
--------	-------------	----------	----------	---------

**Screen: Part A - Fall Enrollment by race/ethnicity and gender**

Perform Edits	You have reported Transfer-in students (Col 2) for full-time undergraduate women (CIP 27.0000), but no Continuing/Returning students in Col 3. Please confirm that these data are correct or contact the IPEDS Help Desk for assistance at 1-877-225-2568. (Error #6235)	Confirmation	Yes	
---------------	--	--------------	-----	--

**Screen: Part A - Fall Enrollment for Part-time Undergraduate Students**

Screen Entry	The number entered is outside the expected range when compared with the prior year value. Please correct your data or explain. (Error #6304)	Explanation	Yes	
Reason:	The number of part-time students dropped by 6.6% this fall. The institution is also trying to encourage students to take 15 credit hours per semester in order to finish their degree on-time which should decrease their total cost to attend college.			

**Screen: Part E - First-time Bachelor's Cohort Retention Rates (Full-time)**

Screen Entry	The full-time, first-time bachelor's cohort reported in Part E (670) is outside the expected range when compared with the prior year value (Fall 2012 cohort). Please correct your data or explain. (Error #6164)	Explanation	Yes	
Reason:	In Fall 2013, 4% more first-time-in-college students applied in comparison the prior year and 15% more were admitted. The institution is also trying to encourage students to take 15 credit hours per semester in order to finish their degrees on-time and should decrease their total cost to attend college.			

**Screen: Part E - First-time Bachelor's Cohort Retention Rates (Part-time)**

Screen Entry	The part-time, first-time bachelor's cohort reported in Part E (125) is outside the expected range when compared with the prior year value (Fall 2012 cohort). Please correct your data or explain. (Error #6805)	Explanation	Yes	
Reason:	In Fall 2013, 4% more first-time-in-college students applied in comparison the prior year and 15% more were admitted.			