

Human Resources 2014-15

Institution: Indiana University-Purdue University-Indianapolis (151111)

User ID: 88G2401

Overview

Human Resources Overview	
Welcome to the IPEDS Human Resources (HR) survey component. The HR component collects important information about your institution's staff.	
Data Reporting Reminders	
<ul style="list-style-type: none"> • Report each employee only once. If an employee could be coded in more than one occupation, code the employee in the occupation that requires the highest level of skill OR if there is no measurable difference in skill requirements, code the employee in the occupation in which they spend the most time. • Report staff members difficult to categorize in the "Human Resources Survey Evaluation" box at the end of the survey. • Enter data on each displayed screen. If a screen is not applicable, enter at least one zero in a field on the screen and save before continuing. • When reporting salary data (applicable to degree-granting institutions only) include all full-time, non-medical school, instructional staff - both with and without faculty status. 	
See the instructions for the Key Reporting Concepts section -- basic reporting concepts that will assist you in completing the Human Resources survey component.	
Resources:	
<ul style="list-style-type: none"> • To download the survey materials for this component: Survey Materials • To access your prior year data submission for this component: Reported Data • All staff must now be reported using the new IPEDS occupational categories, which align with the 2010 Standard Occupational Classification (SOC) codes. Additional information and resources can be found in the IPEDS HR/SOC Information Center, including general information about the SOC, the IPEDS/SOC crosswalk, a SOC Browse Tool, frequently asked questions, and web tutorials. 	
If you have questions about completing this survey, please contact the IPEDS Help Desk at 1-877-225-2568 .	

Institution: Indiana University-Purdue University-Indianapolis (151111)

User ID: 88G2401

Human Resources Screening Questions**Does your institution have any part-time staff?***If you answer **Yes** to this question, you will be provided the screens to report part-time staff.*

Yes

No

Does your institution have 15 or more full-time staff?

Yes

No

Do ALL of the instructional staff at your institution fall into any of the following categories?*If you answer **Yes** to any of the questions below, you will **NOT** be required to report **Part G - Salaries** for instructional staff. However, Part G will still be required for reporting data for full-time non-instructional staff.*

No

Yes

Are ALL of the instructional staff military personnel?

No

Yes

Do ALL of the instructional staff contribute their services (e.g., members of a religious order)?

No

Yes

Do ALL of the instructional staff teach pre-clinical or clinical medicine?

The reporting of data by gender AND race/ethnicity is optional this year as it is in even-numbered years.

Do you wish to report data by gender AND race/ethnicity this year?

If you answer **No**, screens to report data by employment status (full-time and part-time) and occupational category will be displayed.If you answer **Yes**, screens to report data by employment status (full-time and part-time), occupational category, and gender AND race/ethnicity will be displayed and you must complete all applicable screens.

No, I will not report data by gender and race/ethnicity this year

Yes, I will report data by gender and race/ethnicity this year

You may use the space below to provide context for the data you've reported above.

--

Institution: Indiana University-Purdue University-Indianapolis (151111)

User ID: 88G2401

Human Resources Screening Questions**Does your institution have a tenure system?***If you answer **Yes** to this question, you will be provided the screens to report some data by tenure status.*

Yes

No

Does your institution have graduate assistants?*If you answer **Yes** to this question, you will be provided the screens to report graduate assistants.*

Yes

No

Did your institution hire any full-time permanent staff who were included on the payroll of the institution between July 1 and October 31, 2014 either for the first time (new to the institution) or after a break in service AND who were still on the payroll of the institution as of November 1, 2014? (Exclude persons who have returned from sabbatical leave and full-time instructional staff who are working less-than-9-month contracts.)*If you answer **Yes** to this question, you will be provided the screens to report full-time permanent new hires in Part H.*

Yes

No

Institution: Indiana University-Purdue University-Indianapolis (151111)

User ID: 88G2401

Part A1 - Full-time Instructional Staff by Academic Rank and Tenure Status - Tenured

**Number of Full-time Instructional Staff
With Faculty Status
Tenured**

As of November 1, 2014

- Report Hispanic/Latino individuals of any race as Hispanic/Latino
- Report race for non-Hispanic/Latino individuals only
- Include both Primarily Instruction and Instruction Combined with Research and/or Public Service
- Include both medical school and non-medical school staff

Men

Race/ethnicity	Academic Rank					No academic rank	Total
	Professors	Associate professors	Assistant professors	Instructors	Lecturers		
<u>Nonresident alien</u>	<input type="text"/>	<input type="text"/>	<input type="text"/>	<input type="text"/>	<input type="text"/>	<input type="text"/>	0
<u>Hispanic/Latino</u>	<input type="text" value="7"/>	<input type="text" value="2"/>	<input type="text"/>	<input type="text"/>	<input type="text"/>	<input type="text"/>	9
<u>American Indian or Alaska Native</u>	<input type="text"/>	<input type="text" value="1"/>	<input type="text"/>	<input type="text"/>	<input type="text"/>	<input type="text"/>	1
<u>Asian</u>	<input type="text" value="48"/>	<input type="text" value="36"/>	<input type="text" value="1"/>	<input type="text"/>	<input type="text"/>	<input type="text"/>	85
<u>Black or African American</u>	<input type="text" value="4"/>	<input type="text" value="7"/>	<input type="text"/>	<input type="text"/>	<input type="text"/>	<input type="text"/>	11
<u>Native Hawaiian or Other Pacific Islander</u>	<input type="text"/>	<input type="text" value="1"/>	<input type="text"/>	<input type="text"/>	<input type="text"/>	<input type="text"/>	1
<u>White</u>	<input type="text" value="254"/>	<input type="text" value="155"/>	<input type="text" value="3"/>	<input type="text"/>	<input type="text"/>	<input type="text"/>	412
Two or more races	<input type="text" value="3"/>	<input type="text"/>	<input type="text"/>	<input type="text"/>	<input type="text"/>	<input type="text"/>	3
<u>Race and ethnicity unknown</u>	<input type="text"/>	<input type="text"/>	<input type="text"/>	<input type="text"/>	<input type="text"/>	<input type="text"/>	0
Total men	316	202	4	0	0	0	522

Women

Race/ethnicity	Academic Rank					No academic rank	Total
	Professors	Associate professors	Assistant professors	Instructors	Lecturers		
Nonresident alien	<input type="text"/>	<input type="text"/>	<input type="text"/>	<input type="text"/>	<input type="text"/>	<input type="text"/>	0
Hispanic/Latino	<input type="text" value="3"/>	<input type="text" value="5"/>	<input type="text"/>	<input type="text"/>	<input type="text"/>	<input type="text"/>	8
American Indian or Alaska Native	<input type="text"/>	<input type="text"/>	<input type="text"/>	<input type="text"/>	<input type="text"/>	<input type="text"/>	0
Asian	<input type="text" value="7"/>	<input type="text" value="18"/>	<input type="text"/>	<input type="text"/>	<input type="text"/>	<input type="text"/>	25
Black or African American	<input type="text" value="5"/>	<input type="text" value="10"/>	<input type="text"/>	<input type="text"/>	<input type="text"/>	<input type="text"/>	15
Native Hawaiian or Other Pacific Islander	<input type="text"/>	<input type="text"/>	<input type="text"/>	<input type="text"/>	<input type="text"/>	<input type="text"/>	0
White	<input type="text" value="88"/>	<input type="text" value="101"/>	<input type="text"/>	<input type="text"/>	<input type="text"/>	<input type="text"/>	189
Two or more races	<input type="text" value="1"/>	<input type="text" value="3"/>	<input type="text"/>	<input type="text"/>	<input type="text"/>	<input type="text"/>	4
Race and ethnicity unknown	<input type="text"/>	<input type="text"/>	<input type="text"/>	<input type="text"/>	<input type="text"/>	<input type="text"/>	0
Total women	104	137	0	0	0	0	241

Total (men+women) 420 339 4 0 0 0 763

Total from prior year 787

Institution: Indiana University-Purdue University-Indianapolis (151111)

User ID: 88G2401

Part A1 - Full-time Instructional Staff by Academic Rank and Tenure Status - On Tenure Track

**Number of Full-time Instructional Staff
With Faculty Status
On Tenure Track**

As of November 1, 2014

- Report Hispanic/Latino individuals of any race as Hispanic/Latino
- Report race for non-Hispanic/Latino individuals only
- Include both Primarily Instruction and Instruction Combined with Research and/or Public Service
- Include both medical school and non-medical school staff

Men

Race/ethnicity	Academic Rank					No academic rank	Total
	Professors	Associate professors	Assistant professors	Instructors	Lecturers		
<u>Nonresident alien</u>	<input type="text"/>	<input type="text"/>	<input type="text"/>	<input type="text"/>	<input type="text"/>	<input type="text"/>	0
<u>Hispanic/Latino</u>	<input type="text"/>	3	11	<input type="text"/>	<input type="text"/>	<input type="text"/>	14
<u>American Indian or Alaska Native</u>	<input type="text"/>	<input type="text"/>	<input type="text"/>	<input type="text"/>	<input type="text"/>	<input type="text"/>	0
<u>Asian</u>	1	14	58	<input type="text"/>	<input type="text"/>	<input type="text"/>	73
<u>Black or African American</u>	<input type="text"/>	3	10	<input type="text"/>	<input type="text"/>	<input type="text"/>	13
<u>Native Hawaiian or Other Pacific Islander</u>	<input type="text"/>	<input type="text"/>	<input type="text"/>	<input type="text"/>	<input type="text"/>	<input type="text"/>	0
<u>White</u>	9	27	104	<input type="text"/>	<input type="text"/>	<input type="text"/>	140
Two or more races	1	<input type="text"/>	4	<input type="text"/>	<input type="text"/>	<input type="text"/>	5
<u>Race and ethnicity unknown</u>	<input type="text"/>	<input type="text"/>	<input type="text"/>	<input type="text"/>	<input type="text"/>	<input type="text"/>	0
Total men	11	47	187	0	0	0	245

Women

Race/ethnicity	Academic Rank					No academic rank	Total
	Professors	Associate professors	Assistant professors	Instructors	Lecturers		
Nonresident alien	<input type="text"/>	<input type="text"/>	<input type="text"/>	<input type="text"/>	<input type="text"/>	<input type="text"/>	0
Hispanic/Latino	<input type="text"/>	3	3	<input type="text"/>	<input type="text"/>	<input type="text"/>	6
American Indian or Alaska Native	<input type="text"/>	<input type="text"/>	<input type="text"/>	<input type="text"/>	<input type="text"/>	<input type="text"/>	0
Asian	1	6	33	<input type="text"/>	<input type="text"/>	<input type="text"/>	40
Black or African American	<input type="text"/>	2	13	<input type="text"/>	<input type="text"/>	<input type="text"/>	15
Native Hawaiian or Other Pacific Islander	<input type="text"/>	<input type="text"/>	<input type="text"/>	<input type="text"/>	<input type="text"/>	<input type="text"/>	0
White	2	28	86	<input type="text"/>	<input type="text"/>	<input type="text"/>	116
Two or more races	<input type="text"/>	<input type="text"/>	<input type="text"/>	<input type="text"/>	<input type="text"/>	<input type="text"/>	0
Race and ethnicity unknown	<input type="text"/>	1	3	<input type="text"/>	<input type="text"/>	<input type="text"/>	4
Total women	3	40	138	0	0	0	181
Total (men+women)	14	87	325	0	0	0	426
Total from prior year							422

Institution: Indiana University-Purdue University-Indianapolis (151111)

User ID: 88G2401

Part A1 - Full-time Instructional Staff by Academic Rank and Tenure Status - Annual Contract

**Number of Full-time Instructional Staff
With Faculty Status
Not on Tenure Track - Annual Contract**

As of November 1, 2014

- Report Hispanic/Latino individuals of any race as Hispanic/Latino
- Report race for non-Hispanic/Latino individuals only
- Include both Primarily Instruction and Instruction Combined with Research and/or Public Service
- Include both medical school and non-medical school staff

Men

Race/ethnicity	Academic Rank					No academic rank	Total
	Professors	Associate professors	Assistant professors	Instructors	Lecturers		
<u>Nonresident alien</u>	<input type="text"/>	<input type="text"/>	<input type="text"/>	<input type="text"/>	<input type="text"/>	<input type="text"/>	0
<u>Hispanic/Latino</u>	<input type="text"/>	<input type="text"/>	<input type="text" value="2"/>	<input type="text"/>	<input type="text" value="1"/>	<input type="text"/>	3
<u>American Indian or Alaska Native</u>	<input type="text"/>	<input type="text"/>	<input type="text"/>	<input type="text"/>	<input type="text"/>	<input type="text"/>	0
<u>Asian</u>	<input type="text" value="1"/>	<input type="text" value="1"/>	<input type="text" value="5"/>	<input type="text"/>	<input type="text"/>	<input type="text"/>	7
<u>Black or African American</u>	<input type="text"/>	<input type="text"/>	<input type="text" value="3"/>	<input type="text"/>	<input type="text" value="1"/>	<input type="text"/>	4
<u>Native Hawaiian or Other Pacific Islander</u>	<input type="text"/>	<input type="text"/>	<input type="text"/>	<input type="text"/>	<input type="text"/>	<input type="text"/>	0
<u>White</u>	<input type="text" value="5"/>	<input type="text" value="2"/>	<input type="text" value="16"/>	<input type="text"/>	<input type="text" value="13"/>	<input type="text"/>	36
Two or more races	<input type="text"/>	<input type="text"/>	<input type="text"/>	<input type="text"/>	<input type="text"/>	<input type="text"/>	0
<u>Race and ethnicity unknown</u>	<input type="text"/>	<input type="text"/>	<input type="text"/>	<input type="text"/>	<input type="text"/>	<input type="text"/>	0
Total men	6	3	26	0	15	0	50

Women

Race/ethnicity	Academic Rank					No academic rank	Total
	Professors	Associate professors	Assistant professors	Instructors	Lecturers		
Nonresident alien	<input type="text"/>	<input type="text"/>	<input type="text"/>	<input type="text"/>	<input type="text"/>	<input type="text"/>	0
Hispanic/Latino	<input type="text"/>	<input type="text"/>	<input type="text" value="2"/>	<input type="text"/>	<input type="text"/>	<input type="text"/>	2
American Indian or Alaska Native	<input type="text"/>	<input type="text"/>	<input type="text"/>	<input type="text"/>	<input type="text"/>	<input type="text"/>	0
Asian	<input type="text"/>	<input type="text" value="1"/>	<input type="text" value="2"/>	<input type="text"/>	<input type="text" value="4"/>	<input type="text"/>	7
Black or African American	<input type="text"/>	<input type="text"/>	<input type="text" value="2"/>	<input type="text"/>	<input type="text" value="1"/>	<input type="text"/>	3
Native Hawaiian or Other Pacific Islander	<input type="text"/>	<input type="text"/>	<input type="text"/>	<input type="text"/>	<input type="text"/>	<input type="text"/>	0
White	<input type="text" value="2"/>	<input type="text"/>	<input type="text" value="16"/>	<input type="text"/>	<input type="text" value="24"/>	<input type="text"/>	42
Two or more races	<input type="text"/>	<input type="text"/>	<input type="text"/>	<input type="text"/>	<input type="text" value="2"/>	<input type="text"/>	2
Race and ethnicity unknown	<input type="text"/>	<input type="text"/>	<input type="text"/>	<input type="text"/>	<input type="text"/>	<input type="text"/>	0
Total women	2	1	22	0	31	0	56
Total (men+women)	8	4	48	0	46	0	106
Total from prior year							99

Institution: Indiana University-Purdue University-Indianapolis (151111)

User ID: 88G2401

Part A1 - Full-time Instructional Staff by Academic Rank and Tenure Status - Less-Than-Annual Contract

**Number of Full-time Instructional Staff
With Faculty Status
Not on Tenure Track - Less-than-annual Contract**

As of November 1, 2014

- Report Hispanic/Latino individuals of any race as Hispanic/Latino
- Report race for non-Hispanic/Latino individuals only
- Include both Primarily Instruction and Instruction Combined with Research and/or Public Service
- Include both medical school and non-medical school staff

Men

Race/ethnicity	Academic Rank					No academic rank	Total
	Professors	Associate professors	Assistant professors	Instructors	Lecturers		
<u>Nonresident alien</u>	<input type="text"/>	<input type="text"/>	<input type="text"/>	<input type="text"/>	<input type="text"/>	<input type="text"/>	0
<u>Hispanic/Latino</u>	<input type="text"/>	<input type="text"/>	<input type="text"/>	<input type="text"/>	<input type="text"/>	<input type="text"/>	0
<u>American Indian or Alaska Native</u>	<input type="text"/>	<input type="text"/>	<input type="text"/>	<input type="text"/>	<input type="text"/>	<input type="text"/>	0
<u>Asian</u>	<input type="text"/>	<input type="text"/>	<input type="text"/>	<input type="text"/>	<input type="text"/>	<input type="text"/>	0
<u>Black or African American</u>	<input type="text"/>	<input type="text"/>	<input type="text"/>	<input type="text"/>	<input type="text"/>	<input type="text"/>	0
<u>Native Hawaiian or Other Pacific Islander</u>	<input type="text"/>	<input type="text"/>	<input type="text"/>	<input type="text"/>	<input type="text"/>	<input type="text"/>	0
<u>White</u>	<input type="text"/>	<input type="text"/>	<input type="text"/>	<input type="text"/>	<input type="text"/>	<input type="text"/>	0
Two or more races	<input type="text"/>	<input type="text"/>	<input type="text"/>	<input type="text"/>	<input type="text"/>	<input type="text"/>	0
<u>Race and ethnicity unknown</u>	<input type="text"/>	<input type="text"/>	<input type="text"/>	<input type="text"/>	<input type="text"/>	<input type="text" value="0"/>	0
Total men	0	0	0	0	0	0	0

Women

Race/ethnicity	Academic Rank					No academic rank	Total
	Professors	Associate professors	Assistant professors	Instructors	Lecturers		
Nonresident alien	<input type="text"/>	<input type="text"/>	<input type="text"/>	<input type="text"/>	<input type="text"/>	<input type="text"/>	0
Hispanic/Latino	<input type="text"/>	<input type="text"/>	<input type="text"/>	<input type="text"/>	<input type="text"/>	<input type="text"/>	0
American Indian or Alaska Native	<input type="text"/>	<input type="text"/>	<input type="text"/>	<input type="text"/>	<input type="text"/>	<input type="text"/>	0
Asian	<input type="text"/>	<input type="text"/>	<input type="text"/>	<input type="text"/>	<input type="text"/>	<input type="text"/>	0
Black or African American	<input type="text"/>	<input type="text"/>	<input type="text"/>	<input type="text"/>	<input type="text"/>	<input type="text"/>	0
Native Hawaiian or Other Pacific Islander	<input type="text"/>	<input type="text"/>	<input type="text"/>	<input type="text"/>	<input type="text"/>	<input type="text"/>	0
White	<input type="text"/>	<input type="text"/>	<input type="text"/>	<input type="text"/>	<input type="text"/>	<input type="text"/>	0
Two or more races	<input type="text"/>	<input type="text"/>	<input type="text"/>	<input type="text"/>	<input type="text"/>	<input type="text"/>	0
Race and ethnicity unknown	<input type="text"/>	<input type="text"/>	<input type="text"/>	<input type="text"/>	<input type="text"/>	<input type="text" value="0"/>	0
Total women	0	0	0	0	0	0	0

Total (men+women)	0	0	0	0	0	0	0
Total from prior year							

Institution: Indiana University-Purdue University-Indianapolis (151111)

User ID: 88G2401

Part A1 - Full-time Instructional Staff - Without Faculty Status

**Number of Full-time Instructional Staff
Without Faculty Status
As of November 1, 2014**

- Report Hispanic/Latino individuals of any race as Hispanic/Latino
- Report race for non-Hispanic/Latino individuals only
- Include both Primarily Instruction and Instruction Combined with Research and/or Public Service
- Include both medical school and non-medical school staff

Men

Race/ethnicity	Without Faculty Status
<u>Nonresident alien</u>	<input type="text"/>
<u>Hispanic/Latino</u>	<input type="text"/>
<u>American Indian or Alaska Native</u>	<input type="text"/>
<u>Asian</u>	<input type="text"/>
<u>Black or African American</u>	<input type="text"/>
<u>Native Hawaiian or Other Pacific Islander</u>	<input type="text"/>
<u>White</u>	<input type="text"/>
Two or more races	<input type="text"/>
<u>Race and ethnicity unknown</u>	<input type="text"/>
Total men	0

Women

Race/ethnicity	Without Faculty Status
Nonresident alien	<input type="text"/>
Hispanic/Latino	<input type="text"/>
American Indian or Alaska Native	<input type="text"/>
Asian	<input type="text" value="1"/>
Black or African American	<input type="text"/>
Native Hawaiian or Other Pacific Islander	<input type="text"/>
White	<input type="text"/>
Two or more races	<input type="text"/>
Race and ethnicity unknown	<input type="text"/>
Total women	1
Total (men+women)	1
Total from prior year	1

Institution: Indiana University-Purdue University-Indianapolis (151111)

User ID: 88G2401

Part A2 - Full-time Instructional Staff by Function

Number of Full-time Instructional Staff							
As of November 1, 2014							
<ul style="list-style-type: none"> • Report Primarily Instruction and Instruction combined with Research and/or Public Service separately, as indicated below • Report Non-medical school and Medical school staff separately, as indicated below 							
	With Faculty status					Without Faculty status	Total
	Tenured	On Tenure Track	Not on Tenure Track				
			Multi-year continuing, or at-will contract	Annual contract	Less-than-annual contract		
<u>Non-medical school staff</u>	522	245	446	50	0	1	1,264
Non-medical school staff from prior year	379	234	281	44	0	1	939
<u>Primarily Instruction</u>	522	245	446	50	0	1	1,264
? Exclusively credit	522	245	446	50	0	1	1,264
? Exclusively not-for-credit							0
Combined credit/not-for-credit							0
<u>Instruction/research/public service staff</u>							0
<u>Medical school staff</u>	241	181	418	56	0	0	896
Medical school staff from prior year	408	188	566	55	0	0	1,217
<u>Primarily Instruction</u>	241	181	418	56	0	0	896
Exclusively credit	241	181	418	56	0	0	896
Exclusively not-for-credit							0
Combined credit/not-for-credit							0
<u>Instruction/research/public service staff</u>							0
Total carried forward from previous screens	763	426	864	106	0	1	2,160

Institution: Indiana University-Purdue University-Indianapolis (151111)

User ID: 88G2401

Part A3 - Full-time Instructional Staff - Totals

Total number of Full-time Instructional Staff			
As of November 1, 2014			
Race/ethnicity	Total men	Total women	Total (men+women)
Nonresident alien	0	0	0
Hispanic/Latino	48	22	70
American Indian or Alaska Native	1	0	1
Asian	228	110	338
Black or African American	43	52	95
Native Hawaiian or Other Pacific Islander	2	0	2
White	932	699	1,631
Two or more races	9	10	19
Race and ethnicity unknown	0	4	4
Total	1,263	897	2,160
Total from prior year			2,156

Institution: Indiana University-Purdue University-Indianapolis (151111)

User ID: 88G2401

Part B1 - Full-time Non-instructional Staff by Occupational Category**Number of Full-time Non-instructional Staff
by Occupational Category**

As of November 1, 2014

- Report Hispanic/Latino individuals of any race as Hispanic/Latino
- Report race for non-Hispanic/Latino individuals only
- Include both medical school and non-medical school staff

Men

Race/ethnicity	<u>Instructional Staff</u> (carried forward from Part A)	<u>Research staff</u>	<u>Public Service staff</u>
<u>Nonresident alien</u>	0	<input type="text"/>	<input type="text"/>
<u>Hispanic/Latino</u>	48	<input type="text" value="8"/>	<input type="text"/>
<u>American Indian or Alaska Native</u>	1	<input type="text"/>	<input type="text"/>
<u>Asian</u>	228	<input type="text" value="167"/>	<input type="text"/>
<u>Black or African American</u>	43	<input type="text" value="10"/>	<input type="text"/>
<u>Native Hawaiian or Other Pacific Islander</u>	2	<input type="text"/>	<input type="text"/>
<u>White</u>	932	<input type="text" value="112"/>	<input type="text"/>
Two or more races	9	<input type="text" value="2"/>	<input type="text"/>
<u>Race and ethnicity unknown</u>	0	<input type="text"/>	<input type="text"/>
Total men	1,263	299	0

Women

Race/ethnicity	<u>Instructional Staff</u> (carried forward from Part A)	<u>Research staff</u>	<u>Public Service staff</u>
Nonresident alien	0	<input type="text"/>	<input type="text"/>
Hispanic/Latino	22	<input type="text" value="13"/>	<input type="text"/>
American Indian or Alaska Native	0	<input type="text"/>	<input type="text"/>
Asian	110	<input type="text" value="108"/>	<input type="text"/>
Black or African American	52	<input type="text" value="7"/>	<input type="text"/>
Native Hawaiian or Other Pacific Islander	0	<input type="text"/>	<input type="text"/>
White	699	<input type="text" value="111"/>	<input type="text"/>
Two or more races	10	<input type="text" value="1"/>	<input type="text"/>
Race and ethnicity unknown	4	<input type="text"/>	<input type="text"/>
Total women	897	240	0
Total (men+women)	2,160	539	0
Total from prior year	2,156	535	

Institution: Indiana University-Purdue University-Indianapolis (151111)

User ID: 88G2401

Part B1 - Full-time Non-instructional Staff by Occupational Category**Number of Full-time Non-instructional Staff
by Occupational Category**

As of November 1, 2014

- Report Hispanic/Latino individuals of any race as Hispanic/Latino
- Report race for non-Hispanic/Latino individuals only
- Include both medical school and non-medical school staff

Men

Race/ethnicity	<u>Archivists, Curators, and Museum Technicians</u> 25-4010	<u>Librarians</u> 25-4020	<u>Library Technicians</u> 25-4030	<u>Student and Academic Affairs and Other Education Services Occupations</u> 25-2000 + 25-3000 + 25-9000
<u>Nonresident alien</u>	<input type="text"/>	<input type="text"/>	<input type="text"/>	<input type="text"/>
<u>Hispanic/Latino</u>	<input type="text"/>	<input type="text" value="2"/>	<input type="text"/>	<input type="text"/>
<u>American Indian or Alaska Native</u>	<input type="text"/>	<input type="text"/>	<input type="text"/>	<input type="text"/>
<u>Asian</u>	<input type="text"/>	<input type="text"/>	<input type="text"/>	<input type="text"/>
<u>Black or African American</u>	<input type="text"/>	<input type="text" value="1"/>	<input type="text"/>	<input type="text"/>
<u>Native Hawaiian or Other Pacific Islander</u>	<input type="text"/>	<input type="text"/>	<input type="text"/>	<input type="text"/>
<u>White</u>	<input type="text" value="1"/>	<input type="text" value="14"/>	<input type="text"/>	<input type="text"/>
<u>Two or more races</u>	<input type="text"/>	<input type="text"/>	<input type="text"/>	<input type="text"/>
<u>Race and ethnicity unknown</u>	<input type="text"/>	<input type="text"/>	<input type="text"/>	<input type="text"/>
Total men	1	17	0	0

Women

Race/ethnicity	<u>Archivists, Curators, and Museum Technicians</u> 25-4010	<u>Librarians</u> 25-4020	<u>Library Technicians</u> 25-4030	<u>Student and Academic Affairs and Other Education Services Occupations</u> 25-2000 + 25-3000 + 25-9000
<u>Nonresident alien</u>	<input type="text"/>	<input type="text"/>	<input type="text"/>	<input type="text"/>
<u>Hispanic/Latino</u>	<input type="text"/>	<input type="text" value="1"/>	<input type="text"/>	<input type="text"/>
<u>American Indian or Alaska Native</u>	<input type="text"/>	<input type="text"/>	<input type="text"/>	<input type="text"/>
<u>Asian</u>	<input type="text"/>	<input type="text" value="2"/>	<input type="text"/>	<input type="text"/>
<u>Black or African American</u>	<input type="text"/>	<input type="text"/>	<input type="text"/>	<input type="text"/>
<u>Native Hawaiian or Other Pacific Islander</u>	<input type="text"/>	<input type="text"/>	<input type="text"/>	<input type="text"/>
<u>White</u>	<input type="text" value="1"/>	<input type="text" value="19"/>	<input type="text"/>	<input type="text" value="9"/>
<u>Two or more races</u>	<input type="text"/>	<input type="text" value="2"/>	<input type="text"/>	<input type="text"/>
<u>Race and ethnicity unknown</u>	<input type="text"/>	<input type="text"/>	<input type="text"/>	<input type="text"/>
Total women	1	24	0	9
Total (men+women)	2	41	0	9
Total from prior year	4	45		9

Institution: Indiana University-Purdue University-Indianapolis (151111)

User ID: 88G2401

Part B1 - Full-time Non-instructional Staff by Occupational Category**Number of Full-time Non-instructional Staff
by Occupational Category**

As of November 1, 2014

- Report Hispanic/Latino individuals of any race as Hispanic/Latino
- Report race for non-Hispanic/Latino individuals only
- Include both medical school and non-medical school staff

Men

Race/ethnicity	Management Occupations 11-0000	Business and Financial Operations Occupations 13-0000	Computer, Engineering, and Science Occupations 15-0000 + 17-0000 + 19-0000	Community, Social Service, Legal, Arts, Design, Entertainment, Sports, and Media Occupations 21-0000 + 23-0000 + 27-0000	Healthcare Practitioners and Technical Occupations 29-0000
Nonresident alien	<input type="text"/>	<input type="text"/>	<input type="text"/>	<input type="text"/>	<input type="text"/>
Hispanic/Latino	5	<input type="text"/>	5	2	1
American Indian or Alaska Native	1	<input type="text"/>	<input type="text"/>	<input type="text"/>	<input type="text"/>
Asian	11	3	43	<input type="text"/>	3
Black or African American	15	3	24	11	8
Native Hawaiian or Other Pacific Islander	<input type="text"/>	<input type="text"/>	1	<input type="text"/>	<input type="text"/>
White	196	41	321	87	70
Two or more races	2	1	5	<input type="text"/>	<input type="text"/>
Race and ethnicity unknown	<input type="text"/>	<input type="text"/>	1	<input type="text"/>	<input type="text"/>
Total men	230	48	400	100	82

Women

Race/ethnicity	Management Occupations 11-0000	Business and Financial Operations Occupations 13-0000	Computer, Engineering, and Science Occupations 15-0000 + 17-0000 + 19-0000	Community, Social Service, Legal, Arts, Design, Entertainment, Sports, and Media Occupations 21-0000 + 23-0000 + 27-0000	Healthcare Practitioners and Technical Occupations 29-0000
Nonresident alien	<input type="text"/>	<input type="text"/>	<input type="text"/>	<input type="text"/>	<input type="text"/>
Hispanic/Latino	15	3	9	4	11
American Indian or Alaska Native	<input type="text"/>	<input type="text"/>	<input type="text"/>	1	<input type="text"/>
Asian	11	6	63	4	15
Black or African American	47	27	16	26	48
Native Hawaiian or Other Pacific Islander	<input type="text"/>	<input type="text"/>	<input type="text"/>	<input type="text"/>	<input type="text"/>
White	291	223	176	173	424
Two or more races	4	2	2	2	7

Race and ethnicity unknown	<input type="text"/>	<input type="text"/>	<input type="text"/>	<input type="text"/>	<input type="text" value="1"/>
Total women	368	261	266	210	506
Total (men+women)	598	309	666	310	588
Total from prior year	582	312	673	298	688

Institution: Indiana University-Purdue University-Indianapolis (151111)

User ID: 88G2401

Part B1 - Full-time Non-instructional Staff by Occupational Category**Number of Full-time Non-instructional Staff
by Occupational Category**

As of November 1, 2014

- Report Hispanic/Latino individuals of any race as Hispanic/Latino
- Report race for non-Hispanic/Latino individuals only
- Include both medical school and non-medical school staff

Men

Race/ethnicity	<u>Service Occupations</u> 31-0000 + 33-0000 + 35-0000 + 37-0000 + 39-0000	<u>Sales and Related Occupations</u> 41-0000	<u>Office and Administrative Support Occupations</u> 43-0000	<u>Natural Resources, Construction, and Maintenance Occupations</u> 45-0000 + 47-0000 + 49-0000	<u>Production, Transportation, and Material Moving Occupations</u> 51-0000 + 53-0000	Grand Total (All full-time staff)
<u>Nonresident alien</u>	<input type="text"/>	<input type="text"/>	<input type="text"/>	<input type="text"/>	<input type="text"/>	0
<u>Hispanic/Latino</u>	<input type="text" value="7"/>	<input type="text"/>	<input type="text" value="3"/>	<input type="text" value="3"/>	<input type="text"/>	84
<u>American Indian or Alaska Native</u>	<input type="text" value="1"/>	<input type="text"/>	<input type="text"/>	<input type="text"/>	<input type="text"/>	3
<u>Asian</u>	<input type="text" value="4"/>	<input type="text"/>	<input type="text" value="2"/>	<input type="text" value="3"/>	<input type="text"/>	464
<u>Black or African American</u>	<input type="text" value="99"/>	<input type="text"/>	<input type="text" value="28"/>	<input type="text" value="15"/>	<input type="text" value="4"/>	261
<u>Native Hawaiian or Other Pacific Islander</u>	<input type="text"/>	<input type="text"/>	<input type="text"/>	<input type="text"/>	<input type="text"/>	3
<u>White</u>	<input type="text" value="96"/>	<input type="text" value="1"/>	<input type="text" value="131"/>	<input type="text" value="141"/>	<input type="text" value="4"/>	2,147
Two or more races	<input type="text" value="2"/>	<input type="text"/>	<input type="text" value="1"/>	<input type="text" value="4"/>	<input type="text"/>	26
<u>Race and ethnicity unknown</u>	<input type="text"/>	<input type="text"/>	<input type="text"/>	<input type="text"/>	<input type="text"/>	1
Total men	209	1	165	166	8	2,989

Women

Race/ethnicity	<u>Service Occupations</u> 31-0000 + 33-0000 + 35-0000 + 37-0000 + 39-0000	<u>Sales and Related Occupations</u> 41-0000	<u>Office and Administrative Support Occupations</u> 43-0000	<u>Natural Resources, Construction, and Maintenance Occupations</u> 45-0000 + 47-0000 + 49-0000	<u>Production, Transportation, and Material Moving Occupations</u> 51-0000 + 53-0000	Grand Total (All full-time staff)
<u>Nonresident alien</u>	<input type="text"/>	<input type="text"/>	<input type="text"/>	<input type="text"/>	<input type="text"/>	0
<u>Hispanic/Latino</u>	<input type="text" value="8"/>	<input type="text"/>	<input type="text" value="11"/>	<input type="text"/>	<input type="text"/>	97
<u>American Indian or Alaska Native</u>	<input type="text"/>	<input type="text"/>	<input type="text" value="4"/>	<input type="text"/>	<input type="text"/>	5
<u>Asian</u>	<input type="text" value="3"/>	<input type="text"/>	<input type="text" value="19"/>	<input type="text" value="1"/>	<input type="text" value="1"/>	343
<u>Black or African American</u>	<input type="text" value="112"/>	<input type="text"/>	<input type="text" value="186"/>	<input type="text" value="3"/>	<input type="text" value="8"/>	532
<u>Native Hawaiian or Other Pacific Islander</u>	<input type="text"/>	<input type="text"/>	<input type="text"/>	<input type="text"/>	<input type="text"/>	0
<u>White</u>	<input type="text" value="90"/>	<input type="text" value="3"/>	<input type="text" value="812"/>	<input type="text" value="6"/>	<input type="text" value="1"/>	3,038

Two or more races	<input type="text" value="2"/>	<input type="text"/>	<input type="text" value="6"/>	<input type="text"/>	<input type="text"/>	38
Race and ethnicity unknown	<input type="text"/>	<input type="text"/>	<input type="text" value="1"/>	<input type="text"/>	<input type="text"/>	6
Total women	215	3	1,039	10	10	4,059
Total (men+women)	424	4	1,204	176	18	7,048
Total from prior year	342	19	1,259	166	22	7,110

Institution: Indiana University-Purdue University-Indianapolis (151111)

User ID: 88G2401

Part B2 - Full-time Non-instructional Staff by Occupational Category and Tenure Status**Number of Full-time Non-instructional Staff**


As of November 1, 2014

Non-medical school staff

Occupational category	With Faculty status					Without Faculty status	Total
	Not on Tenure Track						
	Tenured	On Tenure Track	Multi-year continuing, or at-will contract	Annual contract	Less-than-annual contract		
Research staff			67	31			98
Public Service staff							0
Archivists, Curators, and Museum Technicians 25-4010						2	2
Librarians 25-4020	19	15				1	35
Library Technicians 25-4030							0
Student and Academic Affairs and Other Education Services Occupations 25-2000 + 25-3000 + 25-9000						9	9
Management Occupations 11-0000	38	1				377	416
Business and Financial Operations Occupations 13-0000						150	150
Computer, Engineering, and Science Occupations 15-0000 + 17-0000 + 19-0000						343	343
Community, Social Service, Legal, Arts, Design, Entertainment, Sports, and Media Occupations 21-0000 + 23-0000 + 27-0000						246	246
Healthcare Practitioners and Technical Occupations 29-0000						17	17
Total	57	16	67	31	0	1,145	1,316
Total from prior year	61	14	81	28	0	1,089	1,273

Medical school staff

Occupational category	With Faculty status					Without Faculty status	Total
	Not on Tenure Track						
	Tenured	On Tenure Track	Multi-year continuing, or at-will contract	Annual contract	Less-than-annual contract		
Research staff			398	43			441
Public Service staff							0
Archivists, Curators, and Museum Technicians 25-4010							0

Librarians 25-4020	<input type="text" value="6"/>	<input type="text"/>	<input type="text"/>	<input type="text"/>	<input type="text"/>	<input type="text"/>	6
Library Technicians 25-4030	<input type="text"/>	<input type="text"/>	<input type="text"/>	<input type="text"/>	<input type="text"/>	<input type="text"/>	0
Student and Academic Affairs and Other Education Services Occupations 25-2000 + 25-3000 + 25-9000	<input type="text"/>	<input type="text"/>	<input type="text"/>	<input type="text"/>	<input type="text"/>	<input type="text"/>	0
Management Occupations 11-0000	<input type="text" value="24"/>	<input type="text"/>	<input type="text"/>	<input type="text"/>	<input type="text"/>	<input type="text" value="158"/>	182
Business and Financial Operations Occupations 13-0000	<input type="text"/>	<input type="text"/>	<input type="text"/>	<input type="text"/>	<input type="text"/>	<input type="text" value="159"/>	159
Computer, Engineering, and Science Occupations 15-0000 + 17-0000 + 19-0000	<input type="text"/>	<input type="text"/>	<input type="text"/>	<input type="text"/>	<input type="text"/>	<input type="text" value="323"/>	323
Community, Social Service, Legal, Arts, Design, Entertainment, Sports, and Media Occupations 21-0000 + 23-0000 + 27-0000	<input type="text"/>	<input type="text"/>	<input type="text"/>	<input type="text"/>	<input type="text"/>	<input type="text" value="64"/>	64
Healthcare Practitioners and Technical Occupations 29-0000	<input type="text"/>	<input type="text"/>	<input type="text"/>	<input type="text"/>	<input type="text"/>	<input type="text" value="571"/>	571
Total	30	 0	398	43	0	1,275	1,746
Total from prior year	32	2	387	39	0	1,413	1,873

Institution: Indiana University-Purdue University-Indianapolis (151111)

User ID: 88G2401

Part B2 - Full-time Non-instructional Staff by Medical School Status

Number of <u>Full-time</u> Non-instructional Staff			
As of November 1, 2014			
Occupational category	Total (carried forward from Part B1)	Non-medical school staff	Medical school staff
<u>Service Occupations</u> 31-0000 + 33-0000 + 35-0000 + 37-0000 + 39-0000	424	<input type="text" value="346"/>	<input type="text" value="78"/>
<u>Sales and Related Occupations</u> 41-0000	4	<input type="text" value="3"/>	<input type="text" value="1"/>
<u>Office and Administrative Support Occupations</u> 43-0000	1,204	<input type="text" value="581"/>	<input type="text" value="623"/>
<u>Natural Resources, Construction, and Maintenance Occupations</u> 45-0000 + 47-0000 + 49-0000	176	<input type="text" value="170"/>	<input type="text" value="6"/>
<u>Production, Transportation, and Material Moving Occupations</u> 51-0000 + 53-0000	18	<input type="text" value="6"/>	<input type="text" value="12"/>
Total		1,106	720
Total from prior year		1,109	699

Institution: Indiana University-Purdue University-Indianapolis (151111)

User ID: 88G2401

Part C - Full-time Summary Non-medical school staff**Summary of Full-time Non-medical School Staff****As of November 1, 2014**

- **Data will not be generated on this screen until the relevant screens in the previous section have been completed.**

Occupational category	With Faculty status					Without Faculty status	Total
	Tenured	On Tenure Track	Not on Tenure Track				
			Multi-year, continuing, or at-will contract	Annual contract	Less-than-annual contract		
Primarily Instruction	522	245	446	50	0	1	1,264
Exclusively credit	522	245	446	50	0	1	1,264
Exclusively not-for-credit							0
Combined credit/not-for-credit							0
Instruction/research/public service staff							0
Research staff			67	31			98
Public Service staff							0
Archivists, Curators, and Museum Technicians 25-4010						2	2
Librarians 25-4020	19	15				1	35
Library Technicians 25-4030							0
Student and Academic Affairs and Other Education Services Occupations 25-2000 + 25-3000 + 25-9000						9	9
Management Occupations 11-0000	38	1				377	416
Business and Financial Operations Occupations 13-0000						150	150
Computer, Engineering, and Science Occupations 15-0000 + 17-0000 + 19-0000						343	343
Community, Social Service, Legal, Arts, Design, Entertainment, Sports, and Media Occupations 21-0000 + 23-0000 + 27-0000						246	246
Healthcare Practitioners and Technical Occupations 29-0000						17	17
Service Occupations 31-0000 + 33-0000 + 35-0000 + 37-0000 + 39-0000							346
Sales and Related Occupations 41-0000							3
Office and Administrative Support Occupations 43-0000							581
Natural Resources, Construction, and Maintenance Occupations 45-0000 + 47-0000 + 49-0000							170
Production, Transportation, and Material Moving Occupations 51-0000 + 53-0000							6
Total							3,686

Institution: Indiana University-Purdue University-Indianapolis (151111)

User ID: 88G2401

Part C - Full-time Summary Medical school staff**Summary of Full-time Medical School Staff****As of November 1, 2014**

- **Data will not be generated on this screen until the relevant screens in the previous section have been completed.**

Occupational category	With Faculty status					Without Faculty status	Total
	Tenured	On Tenure Track	Not on Tenure Track				
			Multi-year, continuing, or at-will contract	Annual contract	Less-than-annual contract		
Primarily Instruction	241	181	418	56	0	0	896
Exclusively credit	241	181	418	56	0	0	896
Exclusively not-for-credit							0
Combined credit/not-for-credit							0
Instruction/research/public service staff							0
Research staff			398	43			441
Public Service staff							0
Archivists, Curators, and Museum Technicians 25-4010							0
Librarians 25-4020	6						6
Library Technicians 25-4030							0
Student and Academic Affairs and Other Education Services Occupations 25-2000 + 25-3000 + 25-9000							0
Management Occupations 11-0000	24					158	182
Business and Financial Operations Occupations 13-0000						159	159
Computer, Engineering, and Science Occupations 15-0000 + 17-0000 + 19-0000						323	323
Community, Social Service, Legal, Arts, Design, Entertainment, Sports, and Media Occupations 21-0000 + 23-0000 + 27-0000						64	64
Healthcare Practitioners and Technical Occupations 29-0000						571	571
Service Occupations 31-0000 + 33-0000 + 35-0000 + 37-0000 + 39-0000							78
Sales and Related Occupations 41-0000							1
Office and Administrative Support Occupations 43-0000							623
Natural Resources, Construction, and Maintenance Occupations 45-0000 + 47-0000 + 49-0000							6
Production, Transportation, and Material Moving Occupations 51-0000 + 53-0000							12
Total							3,362

Institution: Indiana University-Purdue University-Indianapolis (151111)

User ID: 88G2401

Part G - Salaries Worksheet

**Number of Full-time Non-medical School Instructional Staff
For Calculation of Total Number of Months**

Annual Salary, 2014-15



- Report the number of instructional staff based on the number of months to be worked
- Months reported should correspond with the number of months that staff worked (which may differ from the number of months over which they are paid)
- Include ONLY full-time, non-medical school instructional staff
- Include instructional staff *with* faculty status and *without* faculty status
- Include instructional staff regardless of tenure status
- Balance column should include instructional staff whose annual salary covers less than 9 months worked

Gender and academic rank	Months worked				Total Staff for Salary reporting	Total Number of Months	Total full-time non-medical school instructional staff from Part A	Balance (all other full-time instructional staff)
	12 months	11 months	10 months	9 months				
Men								
Professors	270		100		370	4,240		
Associate professors	217		124		341	3,844		
Assistant professors	308		123		431	4,926		
Instructors					0	0		
Lecturers	30		89		119	1,250		
No academic rank					0	0		
Total men	825	0	436	0	1,261	14,260		
Women								
Professors	83		43		126	1,426		
Associate professors	208		114		322	3,636		
Assistant professors	237		137		374	4,214		
Instructors					0	0		
Lecturers	50		103		153	1,630		
No academic rank					0	0		
Total women	578	0	397	0	975	10,906		
Total (men + women)	1,403	0	833	0	2,236	25,166	1,264	-972

Institution: Indiana University-Purdue University-Indianapolis (151111)

User ID: 88G2401

Part G - Salary outlays for instructional staff

Salary Outlays for Full-time Non-medical School Instructional Staff Annual Salary Outlays, 2014-15				
• Report the TOTAL ANNUAL salary outlays for the full-time Non-medical School instructional staff reported in the 12 months, 11 months, 10 months, and 9 months columns on the previous screen				
Gender and academic rank	Total staff for salary reporting (from Part G, screen 1)	Total Number of Months (from Part G, screen 1)	 Total Annual Salary Outlays	 Weighted Average Monthly Salaries
Men				
Professors	370	4,240	45,739,642	10,788
Associate professors	341	3,844	28,670,593	7,459
Assistant professors	431	4,926	27,398,566	5,562
Instructors	0	0		
Lecturers	119	1,250	6,566,725	5,253
No academic rank	0	0		
Total men	1,261	14,260	108,375,526	7,600
Women				
Professors	126	1,426	14,834,746	10,403
Associate professors	322	3,636	20,425,314	5,618
Assistant professors	374	4,214	22,908,481	5,436
Instructors	0	0		
Lecturers	153	1,630	8,105,663	4,973
No academic rank	0	0		
Total women	975	10,906	66,274,204	6,077
Total (men + women)	2,236	25,166	174,649,730	6,940

Institution: Indiana University-Purdue University-Indianapolis (151111)

User ID: 88G2401

Part G - Salary outlays for non-instructional staff

Salary Outlays for <u>Full-time</u> Non-medical School Non-instructional Staff Annual Salary Outlays, 2014-15		
Occupational category	Number of full-time staff (carried forward from previous screens)	Total annual salary outlays
<u>Research staff</u>	98	4,600,134
<u>Public Service staff</u>	0	
<u>Library and Student and Academic Affairs and Other Education Services Occupations</u> 25-4000 + 25-2000 + 25-3000 + 25-9000	46	1,356,898
<u>Management Occupations</u> 11-0000	416	34,308,285
<u>Business and Financial Operations Occupations</u> 13-0000	150	8,160,514
<u>Computer, Engineering, and Science Occupations</u> 15-0000 + 17-0000 + 19-0000	343	20,365,976
<u>Community, Social Service, Legal, Arts, Design, Entertainment, Sports, and Media Occupations</u> 21-0000 + 23-0000 + 27-0000	246	11,816,866
<u>Healthcare Practitioners and Technical Occupations</u> 29-0000	17	799,027
<u>Service Occupations</u> 31-0000 + 33-0000 + 35-0000 + 37-0000 + 39-0000	346	10,590,335
<u>Sales and Related Occupations</u> 41-0000	3	145,392
<u>Office and Administrative Support Occupations</u> 43-0000	581	21,370,113
<u>Natural Resources, Construction, and Maintenance Occupations</u> 45-0000 + 47-0000 + 49-0000	170	7,247,141
<u>Production, Transportation, and Material Moving Occupations</u> 51-0000 + 53-0000	6	166,981

Institution: Indiana University-Purdue University-Indianapolis (151111)

User ID: 88G2401

Part D - Part-time Staff by Occupational Category**Number of Part-time Staff by Occupational Category****As of November 1, 2014**

- Report Hispanic/Latino individuals of any race as Hispanic/Latino
- Report race for non-Hispanic/Latino individuals only
- Include both medical school and non-medical school staff

Men

Race/ethnicity	<u>Instructional staff</u>	<u>Research staff</u>	<u>Public Service staff</u>
<u>Nonresident alien</u>	<input type="text"/>	<input type="text"/>	<input type="text"/>
<u>Hispanic/Latino</u>	<input type="text" value="18"/>	<input type="text"/>	<input type="text"/>
<u>American Indian or Alaska Native</u>	<input type="text" value="2"/>	<input type="text"/>	<input type="text"/>
<u>Asian</u>	<input type="text" value="28"/>	<input type="text"/>	<input type="text"/>
<u>Black or African American</u>	<input type="text" value="29"/>	<input type="text"/>	<input type="text"/>
<u>Native Hawaiian or Other Pacific Islander</u>	<input type="text"/>	<input type="text"/>	<input type="text"/>
<u>White</u>	<input type="text" value="488"/>	<input type="text"/>	<input type="text"/>
Two or more races	<input type="text" value="1"/>	<input type="text" value="1"/>	<input type="text"/>
<u>Race and ethnicity unknown</u>	<input type="text"/>	<input type="text"/>	<input type="text"/>
Total men	566	1	0

Women

Race/ethnicity	<u>Instructional staff</u>	<u>Research staff</u>	<u>Public Service staff</u>
Nonresident alien	<input type="text"/>	<input type="text"/>	<input type="text"/>
Hispanic/Latino	<input type="text" value="16"/>	<input type="text"/>	<input type="text"/>
American Indian or Alaska Native	<input type="text" value="1"/>	<input type="text"/>	<input type="text"/>
Asian	<input type="text" value="25"/>	<input type="text" value="2"/>	<input type="text"/>
Black or African American	<input type="text" value="51"/>	<input type="text" value="1"/>	<input type="text"/>
Native Hawaiian or Other Pacific Islander	<input type="text" value="1"/>	<input type="text" value="1"/>	<input type="text"/>
White	<input type="text" value="527"/>	<input type="text" value="5"/>	<input type="text"/>
Two or more races	<input type="text" value="3"/>	<input type="text"/>	<input type="text"/>
Race and ethnicity unknown	<input type="text"/>	<input type="text"/>	<input type="text"/>
Total women	624	9	0
Total (men+women)	1,190	10	0
Total from prior year	1,107	20	

Institution: Indiana University-Purdue University-Indianapolis (151111)

User ID: 88G2401

Part D - Part-time Staff by Occupational Category**Number of Part-time Staff by Occupational Category****As of November 1, 2014**

- Report Hispanic/Latino individuals of any race as Hispanic/Latino
- Report race for non-Hispanic/Latino individuals only
- Include both medical school and non-medical school staff

Men

Race/ethnicity	<u>Archivists, Curators, and Museum Technicians</u> 25-4010	<u>Librarians</u> 25-4020	<u>Library Technicians</u> 25-4030	<u>Student and Academic Affairs and Other Education Services Occupations</u> 25-2000 + 25-3000 + 25-9000	<u>Library and Student and Academic Affairs and Other Education Services Occupations</u>
<u>Nonresident alien</u>	<input type="text"/>	<input type="text"/>	<input type="text"/>	<input type="text"/>	0
<u>Hispanic/Latino</u>	<input type="text"/>	<input type="text"/>	<input type="text"/>	<input type="text"/>	0
<u>American Indian or Alaska Native</u>	<input type="text"/>	<input type="text"/>	<input type="text"/>	<input type="text"/>	0
<u>Asian</u>	<input type="text"/>	<input type="text"/>	<input type="text"/>	<input type="text"/>	0
<u>Black or African American</u>	<input type="text"/>	<input type="text"/>	<input type="text"/>	<input type="text"/>	0
<u>Native Hawaiian or Other Pacific Islander</u>	<input type="text"/>	<input type="text"/>	<input type="text"/>	<input type="text"/>	0
<u>White</u>	<input type="text"/>	<input type="text"/>	<input type="text"/>	<input type="text"/>	0
<u>Two or more races</u>	<input type="text"/>	<input type="text"/>	<input type="text"/>	<input type="text"/>	0
<u>Race and ethnicity unknown</u>	<input type="text"/>	<input type="text"/>	<input type="text"/>	<input type="text"/>	0
Total men	0	0	0	0	0

Women

Race/ethnicity	<u>Archivists, Curators, and Museum Technicians</u> 25-4010	<u>Librarians</u> 25-4020	<u>Library Technicians</u> 25-4030	<u>Student and Academic Affairs and Other Education Services Occupations</u> 25-2000 + 25-3000 + 25-9000	<u>Library and Student and Academic Affairs and Other Education Services Occupations</u>
<u>Nonresident alien</u>	<input type="text"/>	<input type="text"/>	<input type="text"/>	<input type="text"/>	0
<u>Hispanic/Latino</u>	<input type="text"/>	<input type="text"/>	<input type="text"/>	<input type="text"/>	0
<u>American Indian or Alaska Native</u>	<input type="text"/>	<input type="text"/>	<input type="text"/>	<input type="text"/>	0
<u>Asian</u>	<input type="text"/>	<input type="text"/>	<input type="text"/>	<input type="text"/>	0
<u>Black or African American</u>	<input type="text"/>	<input type="text"/>	<input type="text"/>	<input type="text"/>	0
<u>Native Hawaiian or Other Pacific Islander</u>	<input type="text"/>	<input type="text"/>	<input type="text"/>	<input type="text"/>	0
<u>White</u>	<input type="text"/>	<input type="text"/>	<input type="text"/>	<input type="text"/>	0
<u>Two or more races</u>	<input type="text"/>	<input type="text"/>	<input type="text"/>	<input type="text"/>	0
<u>Race and ethnicity unknown</u>	<input type="text"/>	<input type="text"/>	<input type="text"/>	<input type="text" value="0"/>	0
Total women	0	0	0	0	0

Total (men+women)	0	0	0	0	0
Total from prior year					

Institution: Indiana University-Purdue University-Indianapolis (151111)

User ID: 88G2401

Part D - Part-time Staff by Occupational Category**Number of Part-time Staff****As of November 1, 2014**

- Report Hispanic/Latino individuals of any race as Hispanic/Latino
- Report race for non-Hispanic/Latino individuals only
- Include both medical school and non-medical school staff

Men

Race/ethnicity	<u>Management Occupations</u> 11-0000	<u>Business and Financial Operations Occupations</u> 13-0000	<u>Computer, Engineering, and Science Occupations</u> 15-0000 + 17-0000 + 19-0000	<u>Community, Social Service, Legal, Arts, Design, Entertainment, Sports, and Media Occupations</u> 21-0000 + 23-0000 + 27-0000	<u>Healthcare Practitioners and Technical Occupations</u> 29-0000
<u>Nonresident alien</u>	<input type="text"/>	<input type="text"/>	<input type="text"/>	<input type="text"/>	<input type="text"/>
<u>Hispanic/Latino</u>	<input type="text"/>	<input type="text"/>	<input type="text"/>	<input type="text"/>	<input type="text"/>
<u>American Indian or Alaska Native</u>	<input type="text"/>	<input type="text"/>	<input type="text"/>	<input type="text"/>	<input type="text"/>
<u>Asian</u>	<input type="text"/>	<input type="text"/>	<input type="text"/>	<input type="text"/>	<input type="text"/>
<u>Black or African American</u>	<input type="text"/>	<input type="text"/>	<input type="text"/>	<input type="text"/>	<input type="text"/>
<u>Native Hawaiian or Other Pacific Islander</u>	<input type="text"/>	<input type="text"/>	<input type="text"/>	<input type="text"/>	<input type="text"/>
<u>White</u>	<input type="text" value="2"/>	<input type="text"/>	<input type="text" value="2"/>	<input type="text" value="1"/>	<input type="text" value="1"/>
Two or more races	<input type="text"/>	<input type="text"/>	<input type="text"/>	<input type="text"/>	<input type="text"/>
<u>Race and ethnicity unknown</u>	<input type="text"/>	<input type="text"/>	<input type="text"/>	<input type="text"/>	<input type="text"/>
Total men	2	0	2	1	1

Women

Race/ethnicity	<u>Management Occupations</u> 11-0000	<u>Business and Financial Operations Occupations</u> 13-0000	<u>Computer, Engineering, and Science Occupations</u> 15-0000 + 17-0000 + 19-0000	<u>Community, Social Service, Legal, Arts, Design, Entertainment, Sports, and Media Occupations</u> 21-0000 + 23-0000 + 27-0000	<u>Healthcare Practitioners and Technical Occupations</u> 29-0000
Nonresident alien	<input type="text"/>	<input type="text"/>	<input type="text"/>	<input type="text"/>	<input type="text"/>
Hispanic/Latino	<input type="text"/>	<input type="text"/>	<input type="text"/>	<input type="text"/>	<input type="text"/>
American Indian or Alaska Native	<input type="text"/>	<input type="text"/>	<input type="text"/>	<input type="text"/>	<input type="text"/>
Asian	<input type="text"/>	<input type="text"/>	<input type="text" value="1"/>	<input type="text"/>	<input type="text" value="0"/>
Black or African American	<input type="text" value="1"/>	<input type="text"/>	<input type="text"/>	<input type="text"/>	<input type="text"/>
Native Hawaiian or Other Pacific Islander	<input type="text"/>	<input type="text"/>	<input type="text"/>	<input type="text"/>	<input type="text"/>
White	<input type="text" value="5"/>	<input type="text" value="1"/>	<input type="text" value="9"/>	<input type="text" value="2"/>	<input type="text" value="9"/>
Two or more races	<input type="text"/>	<input type="text"/>	<input type="text"/>	<input type="text"/>	<input type="text"/>
Race and ethnicity unknown	<input type="text"/>	<input type="text"/>	<input type="text"/>	<input type="text"/>	<input type="text"/>

Total women	6	1	10	2	9
Total (men+women)	8	1	12	3	10
Total from prior year	7		6	5	18

Institution: Indiana University-Purdue University-Indianapolis (151111)

User ID: 88G2401

Part D - Part-time Staff by Occupational Category**Number of Part-time Staff****As of November 1, 2014**

- Report Hispanic/Latino individuals of any race as Hispanic/Latino
- Report race for non-Hispanic/Latino individuals only
- Include both medical school and non-medical school staff

Men

Race/ethnicity	<u>Service Occupations</u> 31-0000 + 33-0000 + 35-0000 + 37-0000 + 39-0000	<u>Sales and Related Occupations</u> 41-0000	<u>Office and Administrative Support Occupations</u> 43-0000	<u>Natural Resources, Construction, and Maintenance Occupations</u> 45-0000 + 47-0000 + 49-0000	<u>Production, Transportation, and Material Moving Occupations</u> 51-0000 + 53-0000	Grand Total (All part-time staff)
<u>Nonresident alien</u>	<input type="text"/>	<input type="text"/>	<input type="text"/>	<input type="text"/>	<input type="text"/>	0
<u>Hispanic/Latino</u>	<input type="text"/>	<input type="text"/>	<input type="text"/>	<input type="text"/>	<input type="text"/>	18
<u>American Indian or Alaska Native</u>	<input type="text"/>	<input type="text"/>	<input type="text"/>	<input type="text"/>	<input type="text"/>	2
<u>Asian</u>	<input type="text"/>	<input type="text"/>	<input type="text"/>	<input type="text"/>	<input type="text"/>	28
<u>Black or African American</u>	<input type="text"/>	<input type="text"/>	<input type="text"/>	<input type="text"/>	<input type="text"/>	29
<u>Native Hawaiian or Other Pacific Islander</u>	<input type="text"/>	<input type="text"/>	<input type="text"/>	<input type="text"/>	<input type="text"/>	0
<u>White</u>	<input type="text" value="1"/>	<input type="text"/>	<input type="text" value="2"/>	<input type="text"/>	<input type="text"/>	497
Two or more races	<input type="text"/>	<input type="text"/>	<input type="text"/>	<input type="text"/>	<input type="text"/>	2
<u>Race and ethnicity unknown</u>	<input type="text"/>	<input type="text"/>	<input type="text"/>	<input type="text"/>	<input type="text"/>	0
Total men	1	0	2	0	0	576

Women

Race/ethnicity	<u>Service Occupations</u> 31-0000 + 33-0000 + 35-0000 + 37-0000 + 39-0000	<u>Sales and Related Occupations</u> 41-0000	<u>Office and Administrative Support Occupations</u> 43-0000	<u>Natural Resources, Construction, and Maintenance Occupations</u> 45-0000 + 47-0000 + 49-0000	<u>Production, Transportation, and Material Moving Occupations</u> 51-0000 + 53-0000	Grand Total (All part-time staff)
<u>Nonresident alien</u>	<input type="text"/>	<input type="text"/>	<input type="text"/>	<input type="text"/>	<input type="text"/>	0
<u>Hispanic/Latino</u>	<input type="text"/>	<input type="text"/>	<input type="text" value="1"/>	<input type="text"/>	<input type="text"/>	17
<u>American Indian or Alaska Native</u>	<input type="text"/>	<input type="text"/>	<input type="text"/>	<input type="text"/>	<input type="text"/>	1
<u>Asian</u>	<input type="text"/>	<input type="text"/>	<input type="text"/>	<input type="text"/>	<input type="text"/>	28
<u>Black or African American</u>	<input type="text" value="1"/>	<input type="text"/>	<input type="text" value="1"/>	<input type="text"/>	<input type="text"/>	55
<u>Native Hawaiian or Other Pacific Islander</u>	<input type="text"/>	<input type="text"/>	<input type="text"/>	<input type="text"/>	<input type="text"/>	2
<u>White</u>	<input type="text"/>	<input type="text"/>	<input type="text" value="7"/>	<input type="text"/>	<input type="text"/>	565
Two or more races	<input type="text"/>	<input type="text"/>	<input type="text"/>	<input type="text"/>	<input type="text"/>	3

Race and ethnicity unknown	<input type="text"/>	<input type="text"/>	<input type="text"/>	<input type="text"/>	<input type="text"/>	0
Total women	1	0	9	0	0	671
Total (men+women)	2	0	11	0	0	1,247
Total from prior year	3		14			1,180

Institution: Indiana University-Purdue University-Indianapolis (151111)

User ID: 88G2401

Part D - Graduate assistants**Number of Graduate Assistants**

As of November 1, 2014

- Report Hispanic/Latino individuals of any race as Hispanic/Latino
- Report race for non-Hispanic/Latino individuals only

Men

Race/ethnicity	<u>Teaching</u> 25-1191	<u>Research</u>	<u>Management</u> <u>Occupations</u> 11-0000	<u>Business and</u> <u>Financial</u> <u>Operations</u> <u>Occupations</u> 13-0000	<u>Computer,</u> <u>Engineering,</u> <u>and Science</u> <u>Occupations</u> 15-0000 + 17-0000 + 19-0000	<u>Community,</u> <u>Social Service,</u> <u>Legal, Arts,</u> <u>Design,</u> <u>Entertainment,</u> <u>Sports, and</u> <u>Media</u> <u>Occupations</u> 21-0000 + 23-0000 + 27-0000	<u>Library and</u> <u>Student and</u> <u>Academic</u> <u>Affairs and</u> <u>Other</u> <u>Education</u> <u>Services</u> <u>Occupations</u> 25-4000 + 25-2000 + 25-3000 + 25-9000	<u>Healthcare</u> <u>Practitioners</u> <u>and Technical</u> <u>Occupations</u> 29-0000	Total
Nonresident alien	<input type="text" value="0"/>	<input type="text" value="1"/>	<input type="text"/>	<input type="text"/>	<input type="text"/>	<input type="text"/>	<input type="text"/>	<input type="text"/>	1
Hispanic/Latino	<input type="text" value="0"/>	<input type="text" value="9"/>	<input type="text"/>	<input type="text"/>	<input type="text"/>	<input type="text"/>	<input type="text"/>	<input type="text"/>	9
American Indian or Alaska Native	<input type="text" value="0"/>	<input type="text" value="0"/>	<input type="text"/>	<input type="text"/>	<input type="text"/>	<input type="text"/>	<input type="text"/>	<input type="text"/>	0
Asian	<input type="text" value="5"/>	<input type="text" value="124"/>	<input type="text"/>	<input type="text"/>	<input type="text"/>	<input type="text"/>	<input type="text"/>	<input type="text"/>	129
Black or African American	<input type="text" value="1"/>	<input type="text" value="14"/>	<input type="text"/>	<input type="text"/>	<input type="text"/>	<input type="text"/>	<input type="text"/>	<input type="text"/>	15
Native Hawaiian or Other Pacific Islander	<input type="text" value="0"/>	<input type="text" value="0"/>	<input type="text"/>	<input type="text"/>	<input type="text"/>	<input type="text"/>	<input type="text"/>	<input type="text"/>	0
White	<input type="text" value="28"/>	<input type="text" value="120"/>	<input type="text"/>	<input type="text"/>	<input type="text"/>	<input type="text"/>	<input type="text"/>	<input type="text"/>	148
Two or more races	<input type="text" value="1"/>	<input type="text" value="4"/>	<input type="text"/>	<input type="text"/>	<input type="text"/>	<input type="text"/>	<input type="text"/>	<input type="text"/>	5
Race and ethnicity unknown	<input type="text" value="0"/>	<input type="text" value="0"/>	<input type="text"/>	<input type="text"/>	<input type="text"/>	<input type="text"/>	<input type="text"/>	<input type="text"/>	0
Total men	35	272	0	0	0	0	0	0	307

Women

Race/ethnicity	<u>Teaching</u> 25-1191	<u>Research</u>	<u>Management</u> <u>Occupations</u> 11-0000	<u>Business and</u> <u>Financial</u> <u>Operations</u> <u>Occupations</u> 13-0000	<u>Computer,</u> <u>Engineering,</u> <u>and Science</u> <u>Occupations</u> 15-0000 + 17-0000 + 19-0000	<u>Community,</u> <u>Social Service,</u> <u>Legal, Arts,</u> <u>Design,</u> <u>Entertainment,</u> <u>Sports, and</u> <u>Media</u> <u>Occupations</u> 21-0000 + 23-0000 + 27-0000	<u>Library and</u> <u>Student and</u> <u>Academic</u> <u>Affairs and</u> <u>Other</u> <u>Education</u> <u>Services</u> <u>Occupations</u> 25-4000 + 25-2000 + 25-3000 + 25-9000	<u>Healthcare</u> <u>Practitioners</u> <u>and Technical</u> <u>Occupations</u> 29-0000	Total
Nonresident alien	<input type="text" value="0"/>	<input type="text"/>	<input type="text"/>	<input type="text"/>	<input type="text"/>	<input type="text"/>	<input type="text"/>	<input type="text"/>	0
Hispanic/Latino	<input type="text" value="1"/>	<input type="text" value="12"/>	<input type="text"/>	<input type="text"/>	<input type="text"/>	<input type="text"/>	<input type="text"/>	<input type="text"/>	13
American Indian or Alaska Native	<input type="text" value="0"/>	<input type="text"/>	<input type="text"/>	<input type="text"/>	<input type="text"/>	<input type="text"/>	<input type="text"/>	<input type="text"/>	0
Asian	<input type="text" value="11"/>	<input type="text" value="90"/>	<input type="text"/>	<input type="text"/>	<input type="text"/>	<input type="text"/>	<input type="text"/>	<input type="text"/>	101

Black or African American	2	23							25
Native Hawaiian or Other Pacific Islander	0								0
White	34	147							181
Two or more races	4	9							13
Race and ethnicity unknown									0
Total women	52	281	0	0	0	0	0	0	333
Total (men+women)	87	553	0	0	0	0	0	0	640
Total from prior year	95	500							595

Institution: Indiana University-Purdue University-Indianapolis (151111)

User ID: 88G2401

Part E - Part-time Staff by Occupational Category and Tenure Status**Number of Part-time Staff****As of November 1, 2014****Non-medical school staff**

Occupational category	With <u>Faculty status</u>					Without Faculty status	Total
	<u>Tenured</u>	<u>On Tenure Track</u>	<u>Not on Tenure Track</u>				
			<u>Multi-year, continuing, or at-will contract</u>	<u>Annual contract</u>	<u>Less-than-annual contract</u>		
<u>Primarily Instruction</u>	0	0	0	3	838	0	841
? Exclusively credit	<input type="text"/>	<input type="text"/>	<input type="text"/>	3	838	<input type="text"/>	841
? Exclusively not-for-credit	<input type="text"/>	<input type="text"/>	<input type="text"/>	<input type="text"/>	<input type="text"/>	<input type="text"/>	0
Combined credit/not-for-credit	<input type="text"/>	<input type="text"/>	<input type="text"/>	<input type="text"/>	<input type="text"/>	<input type="text"/>	0
<u>Instruction/research/public service staff</u>	<input type="text"/>	<input type="text"/>	<input type="text"/>	<input type="text"/>	<input type="text"/>	<input type="text"/>	0
<u>Research staff</u>	<input type="text"/>	<input type="text"/>	<input type="text"/>	<input type="text"/>	1	<input type="text"/>	1
<u>Public Service staff</u>	<input type="text"/>	<input type="text"/>	<input type="text"/>	<input type="text"/>	<input type="text"/>	<input type="text"/>	0
<u>Archivists, Curators, and Museum Technicians 25-4010</u>	<input type="text"/>	<input type="text"/>	<input type="text"/>	<input type="text"/>	<input type="text"/>	<input type="text"/>	0
<u>Librarians 25-4020</u>	<input type="text"/>	<input type="text"/>	<input type="text"/>	<input type="text"/>	<input type="text"/>	<input type="text"/>	0
<u>Library Technicians 25-4030</u>	<input type="text"/>	<input type="text"/>	<input type="text"/>	<input type="text"/>	<input type="text"/>	<input type="text"/>	0
? <u>Student and Academic Affairs and Other Education Services Occupations 25-2000 + 25-3000 + 25-9000</u>	<input type="text"/>	<input type="text"/>	<input type="text"/>	<input type="text"/>	<input type="text"/>	<input type="text"/>	0
<u>Management Occupations 11-0000</u>	<input type="text"/>	<input type="text"/>	<input type="text"/>	<input type="text"/>	<input type="text"/>	6	6
<u>Business and Financial Operations Occupations 13-0000</u>	<input type="text"/>	<input type="text"/>	<input type="text"/>	<input type="text"/>	<input type="text"/>	1	1
<u>Computer, Engineering, and Science Occupations 15-0000 + 17-0000 + 19-0000</u>	<input type="text"/>	<input type="text"/>	<input type="text"/>	<input type="text"/>	<input type="text"/>	4	4
<u>Community, Social Service, Legal, Arts, Design, Entertainment, Sports, and Media Occupations 21-0000 + 23-0000 + 27-0000</u>	<input type="text"/>	<input type="text"/>	<input type="text"/>	<input type="text"/>	<input type="text"/>	2	2
<u>Healthcare Practitioners and Technical Occupations 29-0000</u>	<input type="text"/>	<input type="text"/>	<input type="text"/>	<input type="text"/>	<input type="text"/>	<input type="text"/>	0
Total	0	0	0	3	839	13	855
Total from prior year	0	0	2	3	824	13	842

Medical school staff

Occupational category	With <u>Faculty status</u>					Without Faculty status	Total
	<u>Tenured</u>	<u>On Tenure Track</u>	<u>Not on Tenure Track</u>				
			<u>Multi-year, continuing, or</u>	<u>Annual contract</u>	<u>Less-than-annual contract</u>		

	<u>at-will contract</u>						
Primarily Instruction	0	0	24	2	323	0	349
Exclusively credit	<input type="text"/>	<input type="text"/>	<input type="text" value="24"/>	<input type="text" value="2"/>	<input type="text" value="323"/>	<input type="text"/>	349
Exclusively not-for-credit	<input type="text"/>	<input type="text"/>	<input type="text"/>	<input type="text"/>	<input type="text"/>	<input type="text"/>	0
Combined credit/not-for-credit	<input type="text"/>	<input type="text"/>	<input type="text"/>	<input type="text"/>	<input type="text"/>	<input type="text"/>	0
Instruction/research/public service staff	<input type="text"/>	<input type="text"/>	<input type="text"/>	<input type="text"/>	<input type="text"/>	<input type="text"/>	0
Research staff	<input type="text"/>	<input type="text"/>	<input type="text" value="2"/>	<input type="text"/>	<input type="text" value="7"/>	<input type="text"/>	9
Public Service staff	<input type="text"/>	<input type="text"/>	<input type="text"/>	<input type="text"/>	<input type="text"/>	<input type="text"/>	0
Archivists, Curators, and Museum Technicians 25-4010	<input type="text"/>	<input type="text"/>	<input type="text"/>	<input type="text"/>	<input type="text"/>	<input type="text"/>	0
Librarians 25-4020	<input type="text"/>	<input type="text"/>	<input type="text"/>	<input type="text"/>	<input type="text"/>	<input type="text"/>	0
Library Technicians 25-4030	<input type="text"/>	<input type="text"/>	<input type="text"/>	<input type="text"/>	<input type="text"/>	<input type="text"/>	0
Student and Academic Affairs and Other Education Services Occupations 25-2000 + 25-3000 + 25-9000	<input type="text"/>	<input type="text"/>	<input type="text"/>	<input type="text"/>	<input type="text"/>	<input type="text"/>	0
Management Occupations 11-0000	<input type="text"/>	<input type="text"/>	<input type="text"/>	<input type="text"/>	<input type="text"/>	<input type="text" value="2"/>	2
Business and Financial Operations Occupations 13-0000	<input type="text"/>	<input type="text"/>	<input type="text"/>	<input type="text"/>	<input type="text"/>	<input type="text"/>	0
Computer, Engineering, and Science Occupations 15-0000 + 17-0000 + 19-0000	<input type="text"/>	<input type="text"/>	<input type="text"/>	<input type="text"/>	<input type="text"/>	<input type="text" value="8"/>	8
Community, Social Service, Legal, Arts, Design, Entertainment, Sports, and Media Occupations 21-0000 + 23-0000 + 27-0000	<input type="text"/>	<input type="text"/>	<input type="text"/>	<input type="text"/>	<input type="text"/>	<input type="text" value="1"/>	1
Healthcare Practitioners and Technical Occupations 29-0000	<input type="text"/>	<input type="text"/>	<input type="text"/>	<input type="text"/>	<input type="text"/>	<input type="text" value="10"/>	10
Total	0	0	26	2	330	21	379
Total from prior year	1	0	27	8	262	23	321

Institution: Indiana University-Purdue University-Indianapolis (151111)

User ID: 88G2401

Part E - Part-time Staff by Medical School Status

Number of <u>Part-time Staff</u>			
As of November 1, 2014			
Occupational category	Total (carried forward from Part D)	Non- Medical school staff	Medical school staff
<u>Service Occupations</u> 31-0000 + 33-0000 + 35-0000 + 37-0000 + 39-0000	2	<input type="text" value="2"/>	<input type="text"/>
<u>Sales and Related Occupations</u> 41-0000	0	<input type="text"/>	<input type="text"/>
<u>Office and Administrative Support Occupations</u> 43-0000	11	<input type="text" value="7"/>	<input type="text" value="4"/>
<u>Natural Resources, Construction, and Maintenance Occupations</u> 45-0000 + 47-0000 + 49-0000	0	<input type="text"/>	<input type="text"/>
<u>Production, Transportation, and Material Moving Occupations</u> 51-0000 + 53-0000	0	<input type="text"/>	<input type="text"/>
Total		9	4
PY Total		12	5
Graduate Assistants	640	477	163
PY Graduate Assistants		423	172
<u>Teaching</u> 25-1191	87	<input type="text" value="86"/>	<input type="text" value="1"/>
<u>Research</u>	553	<input type="text" value="391"/>	<input type="text" value="162"/>
<u>Management Occupations</u> 11-0000	0	<input type="text"/>	<input type="text"/>
<u>Business and Financial Operations Occupations</u> 13-0000	0	<input type="text"/>	<input type="text"/>
<u>Computer, Engineering, and Science Occupations</u> 15-0000 + 17-0000 + 19-0000	0	<input type="text"/>	<input type="text"/>
<u>Community, Social Service, Legal, Arts, Design, Entertainment, Sports, and Media Occupations</u> 21-0000 + 23-0000 + 27-0000	0	<input type="text"/>	<input type="text"/>
<u>Library and Student and Academic Affairs and Other Education Services Occupations</u> 25-4000 + 25-2000 + 25-3000 + 25-9000	0	<input type="text"/>	<input type="text"/>
<u>Healthcare Practitioners and Technical Occupations</u> 29-0000	0	<input type="text"/>	<input type="text"/>

Institution: Indiana University-Purdue University-Indianapolis (151111)

User ID: 88G2401

Part F - Part-time Summary Non-medical school staff

Summary of Part-time Non-medical School Staff							
As of November 1, 2014							
Occupational category	With Faculty status					Without Faculty status	Total
	Tenured	On Tenure Track	Not on Tenure Track Multi-year, continuing, or at-will contract	Annual contract	Less-than-annual contract		
Primarily Instruction	0	0	0	3	838	0	841
Exclusively credit				3	838		841
Exclusively not-for-credit							0
Combined credit/not-for-credit							0
Instruction/research/public service staff							0
Research staff					1		1
Public Service staff							0
Archivists, Curators, and Museum Technicians 25-4010							0
Librarians 25-4020							0
Library Technicians 25-4030							0
Student and Academic Affairs and Other Education Services Occupations 25-2000 + 25-3000 + 25-9000							0
Management Occupations 11-0000						6	6
Business and Financial Operations Occupations 13-0000						1	1
Computer, Engineering, and Science Occupations 15-0000 + 17-0000 + 19-0000						4	4
Community, Social Service, Legal, Arts, Design, Entertainment, Sports, and Media Occupations 21-0000 + 23-0000 + 27-0000						2	2
Healthcare Practitioners and Technical Occupations 29-0000							0
Service Occupations 31-0000 + 33-0000 + 35-0000 + 37-0000 + 39-0000							2
Sales and Related Occupations 41-0000							
Office and Administrative Support Occupations 43-0000							7
Natural Resources, Construction, and Maintenance Occupations 45-0000 + 47-0000 + 49-0000							
Production, Transportation, and Material Moving Occupations 51-0000 + 53-0000							
Graduate Assistants							477
							86

Teaching 25-1191		
Research		391
Management Occupations 11-0000		
Business and Financial Operations Occupations 13-0000		
Computer, Engineering, and Science Occupations 15-0000 + 17-0000 + 19-0000		
Community, Social Service, Legal, Arts, Design, Entertainment, Sports, and Media Occupations 21-0000 + 23-0000 + 27-0000		
Library and Student and Academic Affairs and Other Education Services Occupations 25-4000 + 25-2000 + 25-3000 + 25-9000		
Healthcare Practitioners and Technical Occupations 29-0000		
Total		1,341

Institution: Indiana University-Purdue University-Indianapolis (151111)

User ID: 88G2401

Part F - Part-time Summary Medical school staff**Summary of Part-time Medical School Staff****As of November 1, 2014**

Occupational category	With Faculty status					Without Faculty status	Total
	Tenured	On Tenure Track	Not on Tenure Track				
			Multi-year, continuing, at-will contract	Annual contract	Less-than-annual contract		
Primarily Instruction	0	0	24	2	323	0	349
Exclusively credit			24	2	323		349
Exclusively not-for-credit							0
Combined credit/not-for-credit							0
Instruction/research/public service staff							0
Research staff			2		7		9
Public Service staff							0
Archivists, Curators, and Museum Technicians 25-2000 + 25-3000 + 25-9000							0
Librarians 25-4020							0
Library Technicians 25-4030							0
Student and Academic Affairs and Other Education Services Occupations 25-2000 + 25-3000 + 25-9000							0
Management Occupations 11-0000						2	2
Business and Financial Operations Occupations 13-0000							0
Computer, Engineering, and Science Occupations 15-0000 + 17-0000 + 19-0000						8	8
Community, Social Service, Legal, Arts, Design, Entertainment, Sports, and Media Occupations 21-0000 + 23-0000 + 27-0000						1	1
Healthcare Practitioners and Technical Occupations 29-0000						10	10
Service Occupations 31-0000 + 33-0000 + 35-0000 + 37-0000 + 39-0000							
Sales and Related Occupations 41-0000							
Office and Administrative Support Occupations 43-0000							4
Natural Resources, Construction, and Maintenance Occupations 45-0000 + 47-0000 + 49-0000							
Production, Transportation, and Material Moving Occupations 51-0000 + 53-0000							
Graduate Assistants							163
							1

Teaching 25-1191		
Research		162
Management Occupations 11-0000		
Business and Financial Operations Occupations 13-0000		
Computer, Engineering, and Science Occupations 15-0000 + 17-0000 + 19-0000		
Community, Social Service, Legal, Arts, Design, Entertainment, Sports, and Media Occupations 21-0000 + 23-0000 + 27-0000		
Library and Student and Academic Affairs and Other Education Services Occupations 25-4000 + 25-2000 + 25-3000 + 25-9000		
Healthcare Practitioners and Technical Occupations 29-0000		
Total		546

Institution: Indiana University-Purdue University-Indianapolis (151111)

User ID: 88G2401

Part H - New Hires, Full-time Instructional Staff by Tenure Status**Number of Newly Hired Full-time Permanent Instructional Staff**

(Hired full-time between July 1 and October 31, 2014 and still on the payroll of the institution as of November 1, 2014)

- Report Hispanic/Latino individuals of any race as Hispanic/Latino
- Report race for non-Hispanic/Latino individuals only
- Include Primarily Instruction and Instruction Combined with Research and Public Service
- Include both medical school and non-medical school staff

Men

Race/ethnicity	With Faculty status						Total
	Tenured	On Tenure Track	Not on Tenure Track			Without Faculty status	
			Multi-year, continuing, or at-will contract	Annual contract	Less-than-annual contract		
Nonresident alien	<input type="text"/>	<input type="text"/>	<input type="text"/>	<input type="text"/>	<input type="text"/>	<input type="text"/>	0
Hispanic/Latino	<input type="text"/>	1	1	<input type="text"/>	<input type="text"/>	<input type="text"/>	2
American Indian or Alaska Native	<input type="text"/>	<input type="text"/>	<input type="text"/>	<input type="text"/>	<input type="text"/>	<input type="text"/>	0
Asian	<input type="text"/>	3	2	<input type="text"/>	<input type="text"/>	<input type="text"/>	5
Black or African American	<input type="text"/>	2	2	<input type="text"/>	<input type="text"/>	<input type="text"/>	4
Native Hawaiian or Other Pacific Islander	<input type="text"/>	<input type="text"/>	<input type="text"/>	<input type="text"/>	<input type="text"/>	<input type="text"/>	0
White	1	15	15	<input type="text"/>	<input type="text"/>	<input type="text"/>	31
Two or more races	<input type="text"/>	<input type="text"/>	<input type="text"/>	<input type="text"/>	<input type="text"/>	<input type="text"/>	0
Race and ethnicity unknown	<input type="text"/>	<input type="text"/>	<input type="text"/>	<input type="text"/>	<input type="text"/>	<input type="text"/>	0
Total men	1	21	20	0	0	0	42

Women

Race/ethnicity	With Faculty status						Total
	Tenured	On Tenure Track	Not on Tenure Track			Without Faculty status	
			Multi-year, continuing, or at-will contract	Annual contract	Less-than-annual contract		
Nonresident alien	<input type="text"/>	<input type="text"/>	<input type="text"/>	<input type="text"/>	<input type="text"/>	<input type="text"/>	0
Hispanic/Latino	<input type="text"/>	1	1	<input type="text"/>	<input type="text"/>	<input type="text"/>	2
American Indian or Alaska Native	<input type="text"/>	<input type="text"/>	<input type="text"/>	<input type="text"/>	<input type="text"/>	<input type="text"/>	0
Asian	2	3	1	<input type="text"/>	<input type="text"/>	<input type="text"/>	6
Black or African American	<input type="text"/>	3	2	<input type="text"/>	<input type="text"/>	<input type="text"/>	5
Native Hawaiian or Other Pacific Islander	<input type="text"/>	<input type="text"/>	<input type="text"/>	<input type="text"/>	<input type="text"/>	<input type="text"/>	0
White	3	16	17	<input type="text"/>	<input type="text"/>	<input type="text"/>	36
Two or more races	<input type="text"/>	<input type="text"/>	<input type="text"/>	<input type="text"/>	<input type="text"/>	<input type="text"/>	0
Race and ethnicity unknown	<input type="text"/>	<input type="text"/>	<input type="text"/>	<input type="text"/>	<input type="text"/>	<input type="text"/>	0

Total women	5	23	21	0	0	0	49
Total (men+women)	6	44	41	0	0	0	91

Institution: Indiana University-Purdue University-Indianapolis (151111)

User ID: 88G2401

Part H - New Hires, Full-time Staff by Occupational Category**Number of Newly Hired Full-time Staff**

(Hired full-time between July 1 and October 31, 2014 and still on the payroll of the institution as of November 1, 2014)

- Report Hispanic/Latino individuals of any race as Hispanic/Latino
- Report race for non-Hispanic/Latino individuals only
- Include both medical school and non-medical school staff

Men

Race/ethnicity	<u>Instructional Staff</u> (from Part H, screen 1)	<u>Research staff</u>	<u>Public Service staff</u>	<u>Library and Student and Academic Affairs and Other Education Services Occupations</u> 25-4000 + 25-2000 + 25-3000 + 25-9000
<u>Nonresident alien</u>	0	<input type="text"/>	<input type="text"/>	<input type="text"/>
<u>Hispanic/Latino</u>	2	<input type="text"/>	<input type="text"/>	<input type="text"/>
<u>American Indian or Alaska Native</u>	0	<input type="text"/>	<input type="text"/>	<input type="text"/>
<u>Asian</u>	5	<input type="text" value="23"/>	<input type="text"/>	<input type="text"/>
<u>Black or African American</u>	4	<input type="text" value="1"/>	<input type="text"/>	<input type="text"/>
<u>Native Hawaiian or Other Pacific Islander</u>	0	<input type="text"/>	<input type="text"/>	<input type="text"/>
<u>White</u>	31	<input type="text" value="5"/>	<input type="text"/>	<input type="text"/>
Two or more races	0	<input type="text"/>	<input type="text"/>	<input type="text"/>
<u>Race and ethnicity unknown</u>	0	<input type="text"/>	<input type="text"/>	<input type="text"/>
Total men	42	29	0	0

Women

Race/ethnicity	<u>Instructional Staff</u> (from Part H, screen 1)	<u>Research staff</u>	<u>Public Service staff</u>	<u>Library and Student and Academic Affairs and Other Education Services Occupations</u> 25-4000 + 25-2000 + 25-3000 + 25-9000
Nonresident alien	0	<input type="text"/>	<input type="text"/>	<input type="text"/>
Hispanic/Latino	2	<input type="text"/>	<input type="text"/>	<input type="text"/>
American Indian or Alaska Native	0	<input type="text"/>	<input type="text"/>	<input type="text"/>
Asian	6	<input type="text" value="7"/>	<input type="text"/>	<input type="text"/>
Black or African American	5	<input type="text" value="1"/>	<input type="text"/>	<input type="text"/>
Native Hawaiian or Other Pacific Islander	0	<input type="text"/>	<input type="text"/>	<input type="text"/>
White	36	<input type="text" value="6"/>	<input type="text"/>	<input type="text" value="1"/>
Two or more races	0	<input type="text"/>	<input type="text"/>	<input type="text" value="1"/>
Race and ethnicity unknown	0	<input type="text"/>	<input type="text"/>	<input type="text"/>
Total women	49	14	0	2
Total (men+women)	91	43	0	2

Institution: Indiana University-Purdue University-Indianapolis (151111)

User ID: 88G2401

Part H - New Hires, Full-time Staff by Occupational Category**Number of Newly Hired Full-time Staff**

(Hired full-time between July 1 and October 31, 2014 and still on the payroll of the institution as of November 1, 2014)

- Report Hispanic/Latino individuals of any race as Hispanic/Latino
- Report race for non-Hispanic/Latino individuals only

Men

Race/ethnicity	<u>Management Occupations</u> 11-0000	<u>Business and Financial Operations Occupations</u> 13-0000	<u>Computer, Engineering, and Science Occupations</u> 15-0000 + 17-0000 + 19-0000	<u>Community, Social Service, Legal, Arts, Design, Entertainment, Sports, and Media Occupations</u> 21-0000 + 23-0000 + 27-0000	<u>Healthcare Practitioners and Technical Occupations</u> 29-0000
<u>Nonresident alien</u>	<input type="text"/>	<input type="text"/>	<input type="text"/>	<input type="text"/>	<input type="text"/>
<u>Hispanic/Latino</u>	<input type="text"/>	<input type="text"/>	<input type="text" value="1"/>	<input type="text"/>	<input type="text"/>
<u>American Indian or Alaska Native</u>	<input type="text"/>	<input type="text"/>	<input type="text"/>	<input type="text"/>	<input type="text"/>
<u>Asian</u>	<input type="text" value="1"/>	<input type="text"/>	<input type="text" value="2"/>	<input type="text"/>	<input type="text"/>
<u>Black or African American</u>	<input type="text"/>	<input type="text"/>	<input type="text" value="1"/>	<input type="text" value="3"/>	<input type="text"/>
<u>Native Hawaiian or Other Pacific Islander</u>	<input type="text"/>	<input type="text"/>	<input type="text"/>	<input type="text"/>	<input type="text"/>
<u>White</u>	<input type="text" value="3"/>	<input type="text" value="3"/>	<input type="text" value="8"/>	<input type="text" value="7"/>	<input type="text" value="8"/>
Two or more races	<input type="text" value="1"/>	<input type="text"/>	<input type="text" value="1"/>	<input type="text"/>	<input type="text"/>
<u>Race and ethnicity unknown</u>	<input type="text"/>	<input type="text"/>	<input type="text"/>	<input type="text"/>	<input type="text"/>
Total men	5	3	13	10	8

Women

Race/ethnicity	<u>Management Occupations</u> 11-0000	<u>Business and Financial Operations Occupations</u> 13-0000	<u>Computer, Engineering, and Science Occupations</u> 15-0000 + 17-0000 + 19-0000	<u>Community, Social Service, Legal, Arts, Design, Entertainment, Sports, and Media Occupations</u> 21-0000 + 23-0000 + 27-0000	<u>Healthcare Practitioners and Technical Occupations</u> 29-0000
<u>Nonresident alien</u>	<input type="text"/>	<input type="text"/>	<input type="text"/>	<input type="text"/>	<input type="text"/>
<u>Hispanic/Latino</u>	<input type="text"/>	<input type="text"/>	<input type="text" value="2"/>	<input type="text"/>	<input type="text" value="1"/>
<u>American Indian or Alaska Native</u>	<input type="text"/>	<input type="text"/>	<input type="text"/>	<input type="text"/>	<input type="text"/>
<u>Asian</u>	<input type="text" value="3"/>	<input type="text"/>	<input type="text" value="2"/>	<input type="text"/>	<input type="text"/>
<u>Black or African American</u>	<input type="text" value="2"/>	<input type="text" value="3"/>	<input type="text"/>	<input type="text" value="3"/>	<input type="text" value="6"/>
<u>Native Hawaiian or Other Pacific Islander</u>	<input type="text"/>	<input type="text"/>	<input type="text"/>	<input type="text"/>	<input type="text"/>
<u>White</u>	<input type="text" value="16"/>	<input type="text" value="2"/>	<input type="text" value="10"/>	<input type="text" value="16"/>	<input type="text" value="25"/>
Two or more races	<input type="text"/>	<input type="text" value="1"/>	<input type="text"/>	<input type="text"/>	<input type="text"/>

Race and ethnicity unknown	<input type="text"/>	<input type="text"/>	<input type="text"/>	<input type="text"/>	<input type="text"/>
Total women	21	6	14	19	32
Total (men+women)	26	9	27	29	40

Institution: Indiana University-Purdue University-Indianapolis (151111)

User ID: 88G2401

Part H - New Hires, Full-time Staff by Occupational Category**Number of Newly Hired Full-time Staff**

(Hired full-time between July 1 and October 31, 2014 and still on the payroll of the institution as of November 1, 2014)

- Report Hispanic/Latino individuals of any race as Hispanic/Latino
- Report race for non-Hispanic/Latino individuals only
- Include both medical school and non-medical school staff

Men

Race/ethnicity	<u>Service Occupations</u> 31-0000 + 33-0000 + 35-0000 + 37-0000 + 39-0000	<u>Sales and Related Occupations</u> 41-0000	<u>Office and Administrative Support Occupations</u> 43-0000	<u>Natural Resources, Construction, and Maintenance Occupations</u> 45-0000 + 47-0000 + 49-0000	<u>Production, Transportation, and Material Moving Occupations</u> 51-0000 + 53-0000	Grand Total (All full-time new hires)
<u>Nonresident alien</u>	<input type="text"/>	<input type="text"/>	<input type="text"/>	<input type="text"/>	<input type="text"/>	0
<u>Hispanic/Latino</u>	<input type="text"/>	<input type="text"/>	<input type="text"/>	<input type="text"/>	<input type="text"/>	3
<u>American Indian or Alaska Native</u>	<input type="text"/>	<input type="text"/>	<input type="text"/>	<input type="text"/>	<input type="text"/>	0
<u>Asian</u>	<input type="text"/>	<input type="text"/>	<input type="text"/>	<input type="text"/>	<input type="text"/>	31
<u>Black or African American</u>	<input type="text" value="6"/>	<input type="text"/>	<input type="text" value="2"/>	<input type="text"/>	<input type="text"/>	17
<u>Native Hawaiian or Other Pacific Islander</u>	<input type="text"/>	<input type="text"/>	<input type="text"/>	<input type="text"/>	<input type="text"/>	0
<u>White</u>	<input type="text" value="8"/>	<input type="text"/>	<input type="text" value="7"/>	<input type="text" value="11"/>	<input type="text"/>	91
Two or more races	<input type="text"/>	<input type="text"/>	<input type="text" value="1"/>	<input type="text"/>	<input type="text"/>	3
<u>Race and ethnicity unknown</u>	<input type="text"/>	<input type="text"/>	<input type="text"/>	<input type="text"/>	<input type="text"/>	0
Total men	14	0	10	11	0	145

Women

Race/ethnicity	<u>Service Occupations</u> 31-0000 + 33-0000 + 35-0000 + 37-0000 + 39-0000	<u>Sales and Related Occupations</u> 41-0000	<u>Office and Administrative Support Occupations</u> 43-0000	<u>Natural Resources, Construction, and Maintenance Occupations</u> 45-0000 + 47-0000 + 49-0000	<u>Production, Transportation, and Material Moving Occupations</u> 51-0000 + 53-0000	Grand Total (All full-time new hires)
<u>Nonresident alien</u>	<input type="text"/>	<input type="text"/>	<input type="text"/>	<input type="text"/>	<input type="text"/>	0
<u>Hispanic/Latino</u>	<input type="text"/>	<input type="text"/>	<input type="text" value="1"/>	<input type="text"/>	<input type="text"/>	6
<u>American Indian or Alaska Native</u>	<input type="text"/>	<input type="text"/>	<input type="text"/>	<input type="text"/>	<input type="text"/>	0
<u>Asian</u>	<input type="text"/>	<input type="text"/>	<input type="text" value="1"/>	<input type="text"/>	<input type="text"/>	19
<u>Black or African American</u>	<input type="text" value="6"/>	<input type="text"/>	<input type="text" value="9"/>	<input type="text"/>	<input type="text"/>	35
<u>Native Hawaiian or Other Pacific Islander</u>	<input type="text"/>	<input type="text"/>	<input type="text"/>	<input type="text"/>	<input type="text"/>	0

White	<input type="text" value="5"/>	<input type="text"/>	<input type="text" value="44"/>	<input type="text" value="1"/>	<input type="text"/>	162
Two or more races	<input type="text"/>	<input type="text"/>	<input type="text"/>	<input type="text"/>	<input type="text"/>	2
Race and ethnicity unknown	<input type="text"/>	<input type="text"/>	<input type="text"/>	<input type="text"/>	<input type="text"/>	0
Total women	11	0	55	1	0	224
Total (men+women)	25	0	65	12	0	369

Institution: Indiana University-Purdue University-Indianapolis (151111)

User ID: 88G2401

Human Resources Survey Evaluation

Were any staff members difficult to categorize? If so, please explain in the box below.

Institution: Indiana University-Purdue University-Indianapolis (151111)

User ID: 88G2401

Prepared by**This survey component was prepared by:**

<input type="radio"/>	Keyholder	<input type="radio"/>	SFA Contact	<input type="radio"/>	HR Contact
<input type="radio"/>	Finance Contact	<input type="radio"/>	Academic Library Contact	<input type="radio"/>	Other
Name:	<input type="text"/>				
Email:	<input type="text"/>				

How long did it take to prepare this survey component?	<input type="text"/>	hours	<input type="text"/>	minutes
--	----------------------	-------	----------------------	---------

The name of the preparer is being collected so that we can follow up with the appropriate person in the event that there are questions concerning the data. The Keyholder will be copied on all email correspondence to other preparers.

The time it took to prepare this component is being collected so that we can continue to improve our estimate of the reporting burden associated with IPEDS. Please include in your estimate the time it took for you to review instructions, query and search data sources, complete and review the component, and submit the data through the Data Collection System.

Thank you for your assistance.

Institution: Indiana University-Purdue University-Indianapolis (151111)

User ID: 88G2401

Summary**Human Resources Component Summary**

IPEDS collects important information regarding your institution. All data reported in IPEDS survey components become available in the IPEDS Data Center and appear as aggregated data in various Department of Education reports. Additionally, some of the reported data appears specifically for your institution through the College Navigator website and is included in your institution's Data Feedback Report (DFR). The purpose of this summary is to provide you an opportunity to view some of the data that, when accepted through the IPEDS quality control process, will appear on the College Navigator website and/or your DFR. College Navigator is updated approximately three months after the data collection period closes and Data Feedback Reports will be available through the [Data Center](#) and sent to your institution's CEO in November 2015.

Please review your data for accuracy. If you have questions about the data displayed below after reviewing the data reported on the survey screens, please contact the IPEDS Help Desk at: 1-877-225-2568 or ipedshelp@rti.org.

Number of staff by employment status and occupational category: Fall 2014			
Occupational category	Reported values		FTE staff
	Number of full-time staff	Number of part-time staff	
Total number of staff	7,048	1,247	7,464
Instructional Staff	2,160	1,190	2,557
Primary Instruction	2,160	1,190	2,557
Exclusively credit	2,160	1,190	2,557
Exclusively not-for-credit	0	0	0
Combined credit/not-for-credit	0	0	0
Instruction/research/public service	0	0	0
Research Staff	539	10	542
Public Service Staff	0	0	0
Library and Student and Academic Affairs and Other Education Services Occupations SOC	52	0	52
Librarians, Curators, and Archivists SOC 25-4000	43	0	43
Archivists, Curators, and Museum Technicians SOC 25-4010	2	0	2
Librarians SOC 25-4020	41	0	41
Library Technicians SOC 25-4030	0	0	0
Student and Academic Affairs and Other Education Services Occupations SOC 25-2000 + 25-3000 + 25-9000	9	0	9
Management Occupations SOC 11-0000	598	8	601
Business and Financial Operations Occupations SOC 13-0000	309	1	309
Computer, Engineering, and Science Occupations SOC 15-0000 + 17-0000 + 19-0000	666	12	670
Community, Social Service, Legal, Arts, Design, Entertainment, Sports and Media Occupations SOC 21-0000 + 23-0000 + 27-0000	310	3	311
Healthcare Practitioners and Technical Occupations SOC 29-0000	588	10	591
Service Occupations SOC 31-0000 + 33-0000 + 35-0000 + 37-0000 + 39-0000	424	2	425
Sales and Related Occupations SOC 41-0000	4		4
Office and Administrative Support Occupations SOC 43-0000	1,204	11	1,208
	176		176

Natural Resources, Construction, and Maintenance Occupations SOC 45-0000 + 47-0000 + 49-0000		
Production, Transportation, and Material Moving Occupations SOC 51-0000 + 53-0000	18	18

NOTE: Full-time-equivalent (FTE) staff is calculated by summing the total number of full-time staff and adding one-third of the total number of part-time staff. Graduate assistants are not included in the above figures. Many of the FTE figures may be included in the DFR.

**Salaries of full-time instructional staff by contract length and academic rank:
Academic year 2014-15**

Academic rank	Months Covered by Annual Salary				Total Staff for Salary reporting	Total Number of Months	Salary Outlays	Weighted Average Monthly Salaries
	12 months	11 months	10 months	9 months				
All Ranks	1,403		833		2,236	25,166	\$174,649,730	\$6,940
Professor	353		143		496	5,666	\$60,574,388	\$10,691
Associate professor	425		238		663	7,480	\$49,095,907	\$6,564
Assistant professor	545		260		805	9,140	\$50,307,047	\$5,504
Instructor								
Lecturer	80		192		272	2,880	\$14,672,388	\$5,095
No academic rank								

NOTE: The above data are based on the Salary Outlays part of the IPEDS HR component. The Weighted average monthly salaries of full-time instructional staff by academic rank are calculated by adding the salary outlays reported for Men plus Women by academic rank, then dividing the sum by the "Total Number of Months" for Men plus Women by academic rank. Salaries of full-time instructional staff paid less than 9 months per year are not collected. Also, salaries of medical school staff are not collected. The weighted average monthly salaries may be included in the DFR.

Institution: Indiana University-Purdue University-Indianapolis (151111) User ID: 88G2401
 Edit Report

Human Resources

Indiana University-Purdue University-Indianapolis (151111)

Source	Description	Severity	Resolved	Options
--------	-------------	----------	----------	---------

Screen: A2 - FT Instructional, Function

Screen Entry	The total number of full-time non-medical school Instructional staff (Primarily instruction + Instruction/research/public service staff) who are Tenured reported by function in Part A (522) is outside the expected range of between 285 and 473 based on the prior year value. Please correct your data or explain. (Error #1560)	Explanation	Yes	
Reason:	Re-organization of medical personnel and faculty.			
Screen Entry	The total number of full-time non-medical school Instructional staff (Primarily instruction + Instruction/research/public service staff) with a Multi-year, continuing, or at-will contract reported by function in Part A (446) is outside the expected range of between 183 and 379 based on the prior year value. Please correct your data or explain. (Error #1562)	Explanation	Yes	
Reason:	Re-organization of medical personnel and faculty.			
Screen Entry	The total number of full-time non-medical school Instructional staff (Primarily instruction + Instruction/research/public service staff) across all faculty statuses reported by function in Part A (1,264) is outside the expected range of between 705 and 1,173 based on the prior year value. Please correct your data or explain. (Error #1566)	Explanation	Yes	
Reason:	Re-organization of medical personnel and faculty.			
Screen Entry	The total number of full-time medical school Instructional staff (Primarily instruction + Instruction/research/public service staff) who are Tenured reported by function in Part A (241) is outside the expected range of between 306 and 510 based on the prior year value. Please correct your data or explain. (Error #1567)	Explanation	Yes	
Reason:	Re-organization of medical personnel and faculty.			
Screen Entry	The total number of full-time medical school Instructional staff (Primarily instruction + Instruction/research/public service staff) with a Multi-year, continuing, or at-will contract reported by function in Part A (418) is outside the expected range of between 425 and 707 based on the prior year value. Please correct your data or explain. (Error #1569)	Explanation	Yes	
Reason:	Re-organization of medical personnel and faculty.			
Screen Entry	The total number of full-time medical school Instructional staff (Primarily instruction + Instruction/research/public service staff) across all faculty statuses reported by function in Part A (896) is outside the expected range of between 913 and 1,521 based on the prior year value. Please correct your data or explain. (Error #1573)	Explanation	Yes	
Reason:	Re-organization of medical personnel and faculty.			

Screen: B2 - FT Non-instructional, Occupation and Tenure - 1

Screen Entry	This number is outside the expected range of between 1 and 30 based on the prior year value. Please correct your data or explain. (Error #1387)	Explanation	Yes	
Reason:	Resignation & Promotion			

Screen: E - PT Staff, Occupation and Tenure - 1

Screen Entry	This number is outside the expected range of between 1 and 30 based on the prior year value. Please correct your data or explain. (Error #1387)	Explanation	Yes	
Reason:	Retirement & Transfer			
Screen Entry	This number is outside the expected range of between 1 and 30 based on the prior year value. Please correct your data or explain. (Error #1387)	Explanation	Yes	
Reason:	Retirement			