

## Human Resources 2014-15

Institution: Indiana University-South Bend (151342)

User ID: 88G2401

**Overview****Human Resources Overview**

Welcome to the IPEDS Human Resources (HR) survey component. The HR component collects important information about your institution's staff.

**Data Reporting Reminders**

- Report each employee only once. If an employee could be coded in more than one occupation, code the employee in the occupation that requires the highest level of skill OR if there is no measurable difference in skill requirements, code the employee in the occupation in which they spend the most time.
- Report staff members difficult to categorize in the "Human Resources Survey Evaluation" box at the end of the survey.
- Enter data on each displayed screen. If a screen is not applicable, enter at least one zero in a field on the screen and save before continuing.
- When reporting salary data (applicable to degree-granting institutions only) include all full-time, non-medical school, instructional staff - both with and without faculty status.

See the instructions for the **Key Reporting Concepts** section -- basic reporting concepts that will assist you in completing the Human Resources survey component.

**Resources:**

- To download the survey materials for this component: [Survey Materials](#)
- To access your prior year data submission for this component: [Reported Data](#)
- All staff must now be reported using the new IPEDS occupational categories, which align with the 2010 Standard Occupational Classification (SOC) codes. Additional information and resources can be found in the [IPEDS HR/SOC Information Center](#), including general information about the SOC, the IPEDS/SOC crosswalk, a SOC Browse Tool, frequently asked questions, and web tutorials.

If you have questions about completing this survey, please contact the **IPEDS Help Desk at 1-877-225-2568**.

Institution: Indiana University-South Bend (151342)

User ID: 88G2401

**Human Resources Screening Questions****Does your institution have any part-time staff?***If you answer **Yes** to this question, you will be provided the screens to report part-time staff.*

Yes



No

**Does your institution have 15 or more full-time staff?**

Yes



No

**Do ALL of the instructional staff at your institution fall into any of the following categories?***If you answer **Yes** to any of the questions below, you will **NOT** be required to report **Part G - Salaries** for instructional staff. However, Part G will still be required for reporting data for full-time non-instructional staff.*

No



Yes

Are ALL of the instructional staff military personnel?



No



Yes

Do ALL of the instructional staff contribute their services (e.g., members of a religious order)?

**The reporting of data by gender AND race/ethnicity is optional this year as it is in even-numbered years.**

Do you wish to report data by gender AND race/ethnicity this year?

If you answer **No**, screens to report data by employment status (full-time and part-time) and occupational category will be displayed.If you answer **Yes**, screens to report data by employment status (full-time and part-time), occupational category, and gender AND race/ethnicity will be displayed and you must complete all applicable screens.

No, I will not report data by gender and race/ethnicity this year



Yes, I will report data by gender and race/ethnicity this year

**You may use the space below to provide context for the data you've reported above.**

<
>

Institution: Indiana University-South Bend (151342)

User ID: 88G2401

**Human Resources Screening Questions****Does your institution have a tenure system?***If you answer **Yes** to this question, you will be provided the screens to report some data by tenure status.*

	<input checked="" type="radio"/> Yes	<input type="radio"/> No
--	--------------------------------------	--------------------------

**Does your institution have graduate assistants?***If you answer **Yes** to this question, you will be provided the screens to report graduate assistants.*

	<input type="radio"/> Yes	<input checked="" type="radio"/> No
--	---------------------------	-------------------------------------

**Did your institution hire any **full-time permanent staff** who were included on the payroll of the institution between **July 1 and October 31, 2014** either for the *first time* (new to the institution) or *after a break in service* AND who were still on the payroll of the institution as of **November 1, 2014**? (Exclude persons who have returned from sabbatical leave and full-time instructional staff who are working less-than-9-month contracts.)**

*If you answer **Yes** to this question, you will be provided the screens to report **full-time permanent new hires** in **Part H**.*

	<input checked="" type="radio"/> Yes	<input type="radio"/> No
--	--------------------------------------	--------------------------

Institution: Indiana University-South Bend (151342)

User ID: 88G2401

**Part A1 - Full-time Instructional Staff by Academic Rank and Tenure Status - Tenured**

**Number of Full-time Instructional Staff  
With Faculty Status  
Tenured**

As of November 1, 2014

- Report Hispanic/Latino individuals of any race as Hispanic/Latino
- Report race for non-Hispanic/Latino individuals only
- Include both Primarily Instruction and Instruction Combined with Research and/or Public Service

**Men**

Race/ethnicity	<u>Academic Rank</u>					No academic rank	Total
	Professors	Associate professors	Assistant professors	Instructors	Lecturers		
<u>Nonresident alien</u>	<input type="text"/>	<input type="text"/>	<input type="text"/>	<input type="text"/>	<input type="text"/>	<input type="text"/>	0
<u>Hispanic/Latino</u>	<input type="text" value="1"/>	<input type="text" value="2"/>	<input type="text"/>	<input type="text"/>	<input type="text"/>	<input type="text"/>	3
<u>American Indian or Alaska Native</u>	<input type="text"/>	<input type="text"/>	<input type="text"/>	<input type="text"/>	<input type="text"/>	<input type="text"/>	0
<u>Asian</u>	<input type="text" value="2"/>	<input type="text" value="11"/>	<input type="text"/>	<input type="text"/>	<input type="text"/>	<input type="text"/>	13
<u>Black or African American</u>	<input type="text" value="2"/>	<input type="text" value="1"/>	<input type="text"/>	<input type="text"/>	<input type="text"/>	<input type="text"/>	3
<u>Native Hawaiian or Other Pacific Islander</u>	<input type="text"/>	<input type="text"/>	<input type="text"/>	<input type="text"/>	<input type="text"/>	<input type="text"/>	0
<u>White</u>	<input type="text" value="19"/>	<input type="text" value="32"/>	<input type="text"/>	<input type="text"/>	<input type="text"/>	<input type="text"/>	51
Two or more races	<input type="text"/>	<input type="text"/>	<input type="text"/>	<input type="text"/>	<input type="text"/>	<input type="text"/>	0
<u>Race and ethnicity unknown</u>	<input type="text"/>	<input type="text"/>	<input type="text"/>	<input type="text"/>	<input type="text"/>	<input type="text"/>	0
<b>Total men</b>	24	46	0	0	0	0	70

**Women**

Race/ethnicity	<u>Academic Rank</u>					No academic rank	Total
	Professors	Associate professors	Assistant professors	Instructors	Lecturers		
Nonresident alien	<input type="text"/>	<input type="text"/>	<input type="text"/>	<input type="text"/>	<input type="text"/>	<input type="text"/>	0
Hispanic/Latino	<input type="text"/>	<input type="text"/>	<input type="text"/>	<input type="text"/>	<input type="text"/>	<input type="text"/>	0
American Indian or Alaska Native	<input type="text"/>	<input type="text"/>	<input type="text"/>	<input type="text"/>	<input type="text"/>	<input type="text"/>	0
Asian	<input type="text" value="3"/>	<input type="text" value="4"/>	<input type="text"/>	<input type="text"/>	<input type="text"/>	<input type="text"/>	7
Black or African American	<input type="text"/>	<input type="text"/>	<input type="text"/>	<input type="text"/>	<input type="text"/>	<input type="text"/>	0

Native Hawaiian or Other Pacific Islander	<input type="text"/>	<input type="text"/>	<input type="text"/>	<input type="text"/>	<input type="text"/>	<input type="text"/>	0
White	<input type="text" value="8"/>	<input type="text" value="22"/>	<input type="text"/>	<input type="text"/>	<input type="text"/>	<input type="text"/>	30
Two or more races	<input type="text" value="1"/>	<input type="text"/>	<input type="text"/>	<input type="text"/>	<input type="text"/>	<input type="text"/>	1
Race and ethnicity unknown	<input type="text"/>	<input type="text"/>	<input type="text"/>	<input type="text"/>	<input type="text"/>	<input type="text"/>	0
<b>Total women</b>	12	26	0	0	0	0	38
<b>Total (men+women)</b>	36	72	0	0	0	0	108
Total from prior year							<b>112</b>

Institution: Indiana University-South Bend (151342)

User ID: 88G2401

**Part A1 - Full-time Instructional Staff by Academic Rank and Tenure Status - On Tenure Track****Number of Full-time Instructional Staff  
With Faculty Status  
On Tenure Track**

As of November 1, 2014

- Report Hispanic/Latino individuals of any race as Hispanic/Latino
- Report race for non-Hispanic/Latino individuals only
- Include both Primarily Instruction and Instruction Combined with Research and/or Public Service

**Men**

Race/ethnicity	Academic Rank					No academic rank	Total
	Professors	Associate professors	Assistant professors	Instructors	Lecturers		
<u>Nonresident alien</u>	<input type="text"/>	<input type="text"/>	<input type="text"/>	<input type="text"/>	<input type="text"/>	<input type="text"/>	0
<u>Hispanic/Latino</u>	<input type="text"/>	<input type="text"/>	<input type="text"/>	<input type="text"/>	<input type="text"/>	<input type="text"/>	0
<u>American Indian or Alaska Native</u>	<input type="text"/>	<input type="text"/>	<input type="text"/>	<input type="text"/>	<input type="text"/>	<input type="text"/>	0
<u>Asian</u>	<input type="text"/>	1	6	<input type="text"/>	<input type="text"/>	<input type="text"/>	7
<u>Black or African American</u>	<input type="text"/>	1	<input type="text"/>	<input type="text"/>	<input type="text"/>	<input type="text"/>	1
<u>Native Hawaiian or Other Pacific Islander</u>	<input type="text"/>	<input type="text"/>	<input type="text"/>	<input type="text"/>	<input type="text"/>	<input type="text"/>	0
<u>White</u>	<input type="text"/>	3	25	<input type="text"/>	<input type="text"/>	<input type="text"/>	28
Two or more races	<input type="text"/>	<input type="text"/>	<input type="text"/>	<input type="text"/>	<input type="text"/>	<input type="text"/>	0
<u>Race and ethnicity unknown</u>	<input type="text"/>	<input type="text"/>	<input type="text"/>	<input type="text"/>	<input type="text"/>	<input type="text"/>	0
<b>Total men</b>	0	5	31	0	0	0	36

**Women**

Race/ethnicity	Academic Rank					No academic rank	Total
	Professors	Associate professors	Assistant professors	Instructors	Lecturers		
Nonresident alien	<input type="text"/>	<input type="text"/>	<input type="text"/>	<input type="text"/>	<input type="text"/>	<input type="text"/>	0
Hispanic/Latino	<input type="text"/>	<input type="text"/>	1	<input type="text"/>	<input type="text"/>	<input type="text"/>	1
American Indian or Alaska Native	<input type="text"/>	<input type="text"/>	1	<input type="text"/>	<input type="text"/>	<input type="text"/>	1
Asian	<input type="text"/>	1	4	<input type="text"/>	<input type="text"/>	<input type="text"/>	5
Black or African American	<input type="text"/>	1	1	<input type="text"/>	<input type="text"/>	<input type="text"/>	2

Native Hawaiian or Other Pacific Islander	<input type="text"/>	<input type="text"/>	<input type="text"/>	<input type="text"/>	<input type="text"/>	<input type="text"/>	0
White	<input type="text"/>	2	14	<input type="text"/>	<input type="text"/>	<input type="text"/>	16
Two or more races	<input type="text"/>	<input type="text"/>	<input type="text"/>	<input type="text"/>	<input type="text"/>	<input type="text"/>	0
Race and ethnicity unknown	<input type="text"/>	<input type="text"/>	<input type="text"/>	<input type="text"/>	<input type="text"/>	<input type="text"/>	0
<b>Total women</b>	0	4	21	0	0	0	25
<b>Total (men+women)</b>	0	9	52	0	0	0	61
Total from prior year							<b>72</b>

Institution: Indiana University-South Bend (151342)

User ID: 88G2401

**Part A1 - Full-time Instructional Staff by Academic Rank and Tenure Status - Multi-Year Contract**

**Number of Full-time Instructional Staff**  
**With Faculty Status**  
**Not on Tenure Track - Multi-Year or Continuing or At-will Contract**

As of November 1, 2014

- Report Hispanic/Latino individuals of any race as Hispanic/Latino
- Report race for non-Hispanic/Latino individuals only
- Include both Primarily Instruction and Instruction Combined with Research and/or Public Service

**Men**

Gender and race/ethnicity	Academic Rank					No academic rank	Total
	Professors	Associate professors	Assistant professors	Instructors	Lecturers		
<u>Nonresident alien</u>	<input type="text"/>	<input type="text"/>	<input type="text"/>	<input type="text"/>	<input type="text"/>	<input type="text"/>	0
<u>Hispanic/Latino</u>	<input type="text"/>	<input type="text"/>	<input type="text"/>	<input type="text"/>	<input type="text" value="1"/>	<input type="text"/>	1
<u>American Indian or Alaska Native</u>	<input type="text"/>	<input type="text"/>	<input type="text"/>	<input type="text"/>	<input type="text"/>	<input type="text"/>	0
<u>Asian</u>	<input type="text"/>	<input type="text"/>	<input type="text"/>	<input type="text"/>	<input type="text" value="1"/>	<input type="text"/>	1
<u>Black or African American</u>	<input type="text"/>	<input type="text"/>	<input type="text"/>	<input type="text"/>	<input type="text"/>	<input type="text"/>	0
<u>Native Hawaiian or Other Pacific Islander</u>	<input type="text"/>	<input type="text"/>	<input type="text"/>	<input type="text"/>	<input type="text"/>	<input type="text"/>	0
<u>White</u>	<input type="text"/>	<input type="text"/>	<input type="text" value="1"/>	<input type="text"/>	<input type="text" value="16"/>	<input type="text"/>	17
Two or more races	<input type="text"/>	<input type="text"/>	<input type="text"/>	<input type="text"/>	<input type="text"/>	<input type="text"/>	0
<u>Race and ethnicity unknown</u>	<input type="text"/>	<input type="text"/>	<input type="text"/>	<input type="text"/>	<input type="text"/>	<input type="text"/>	0
<b>Total men</b>	0	0	1	0	18	0	19

**Women**

Gender and race/ethnicity	Academic Rank					No academic rank	Total
	Professors	Associate professors	Assistant professors	Instructors	Lecturers		
Nonresident alien	<input type="text"/>	<input type="text"/>	<input type="text"/>	<input type="text"/>	<input type="text"/>	<input type="text"/>	0
Hispanic/Latino	<input type="text"/>	<input type="text"/>	<input type="text"/>	<input type="text"/>	<input type="text"/>	<input type="text"/>	0
American Indian or Alaska Native	<input type="text"/>	<input type="text"/>	<input type="text"/>	<input type="text"/>	<input type="text"/>	<input type="text"/>	0
Asian	<input type="text"/>	<input type="text"/>	<input type="text"/>	<input type="text"/>	<input type="text" value="3"/>	<input type="text"/>	3
Black or African American	<input type="text"/>	<input type="text"/>	<input type="text"/>	<input type="text"/>	<input type="text"/>	<input type="text"/>	0



Native Hawaiian or Other Pacific Islander	<input type="text"/>	<input type="text"/>	<input type="text"/>	<input type="text"/>	<input type="text"/>	<input type="text"/>	0
White	<input type="text"/>	<input type="text"/>	8	<input type="text"/>	40	<input type="text"/>	48
Two or more races	<input type="text"/>	<input type="text"/>	<input type="text"/>	<input type="text"/>	<input type="text"/>	<input type="text"/>	0
Race and ethnicity unknown	<input type="text"/>	<input type="text"/>	<input type="text"/>	<input type="text"/>	<input type="text"/>	<input type="text"/>	0
<b>Total women</b>	0	0	8	0	43	0	51
<b>Total (men+women)</b>	0	0	9	0	61	0	70
Total from prior year							<b>72</b>

Institution: Indiana University-South Bend (151342)

User ID: 88G2401

**Part A1 - Full-time Instructional Staff by Academic Rank and Tenure Status - Annual Contract**

**Number of Full-time Instructional Staff  
With Faculty Status  
Not on Tenure Track - Annual Contract**

**As of November 1, 2014**

- Report Hispanic/Latino individuals of any race as Hispanic/Latino
- Report race for non-Hispanic/Latino individuals only
- Include both Primarily Instruction and Instruction Combined with Research and/or Public Service

**Men**

Race/ethnicity	Academic Rank					No academic rank	Total
	Professors	Associate professors	Assistant professors	Instructors	Lecturers		
<u>Nonresident alien</u>	<input type="text"/>	<input type="text"/>	<input type="text"/>	<input type="text"/>	<input type="text"/>	<input type="text"/>	0
<u>Hispanic/Latino</u>	<input type="text"/>	<input type="text"/>	1	<input type="text"/>	1	<input type="text"/>	2
<u>American Indian or Alaska Native</u>	<input type="text"/>	<input type="text"/>	<input type="text"/>	<input type="text"/>	<input type="text"/>	<input type="text"/>	0
<u>Asian</u>	<input type="text"/>	<input type="text"/>	4	<input type="text"/>	<input type="text"/>	<input type="text"/>	4
<u>Black or African American</u>	<input type="text"/>	<input type="text"/>	<input type="text"/>	<input type="text"/>	1	<input type="text"/>	1
<u>Native Hawaiian or Other Pacific Islander</u>	<input type="text"/>	<input type="text"/>	<input type="text"/>	<input type="text"/>	<input type="text"/>	<input type="text"/>	0
<u>White</u>	<input type="text"/>	1	4	<input type="text"/>	3	<input type="text"/>	8
Two or more races	<input type="text"/>	<input type="text"/>	<input type="text"/>	<input type="text"/>	<input type="text"/>	<input type="text"/>	0
<u>Race and ethnicity unknown</u>	<input type="text"/>	<input type="text"/>	<input type="text"/>	<input type="text"/>	<input type="text"/>	<input type="text"/>	0
<b>Total men</b>	0	1	9	0	5	0	15

**Women**

Race/ethnicity	Academic Rank					No academic rank	Total
	Professors	Associate professors	Assistant professors	Instructors	Lecturers		
Nonresident alien	<input type="text"/>	<input type="text"/>	<input type="text"/>	<input type="text"/>	<input type="text"/>	<input type="text"/>	0
Hispanic/Latino	<input type="text"/>	<input type="text"/>	<input type="text"/>	<input type="text"/>	1	<input type="text"/>	1
American Indian or Alaska Native	<input type="text"/>	<input type="text"/>	<input type="text"/>	<input type="text"/>	<input type="text"/>	<input type="text"/>	0
Asian	<input type="text"/>	<input type="text"/>	<input type="text"/>	<input type="text"/>	<input type="text"/>	<input type="text"/>	0
	<input type="text"/>	<input type="text"/>	<input type="text"/>	<input type="text"/>	<input type="text"/>	<input type="text"/>	

Black or African American	<input type="text"/>	<input type="text"/>	<input type="text"/>	<input type="text"/>	<input type="text"/>	<input type="text"/>	0
Native Hawaiian or Other Pacific Islander	<input type="text"/>	<input type="text"/>	<input type="text"/>	<input type="text"/>	<input type="text"/>	<input type="text"/>	0
White	<input type="text"/>	<input type="text"/>	2	<input type="text"/>	10	<input type="text"/>	12
Two or more races	<input type="text"/>	<input type="text"/>	<input type="text"/>	<input type="text"/>	<input type="text"/>	<input type="text"/>	0
Race and ethnicity unknown	<input type="text"/>	<input type="text"/>	<input type="text"/>	<input type="text"/>	<input type="text"/>	<input type="text"/>	0
<b>Total women</b>	0	0	2	0	11	0	13
<b>Total (men+women)</b>	0	1	11	0	16	0	28
Total from prior year							<b>24</b>

Institution: Indiana University-South Bend (151342)

User ID: 88G2401

**Part A1 - Full-time Instructional Staff by Academic Rank and Tenure Status - Less-Than-Annual Contract**

**Number of Full-time Instructional Staff  
With Faculty Status  
Not on Tenure Track - Less-than-annual Contract**

**As of November 1, 2014**

- Report Hispanic/Latino individuals of any race as Hispanic/Latino
- Report race for non-Hispanic/Latino individuals only
- Include both Primarily Instruction and Instruction Combined with Research and/or Public Service

**Men**

Race/ethnicity	Academic Rank					No academic rank	Total
	Professors	Associate professors	Assistant professors	Instructors	Lecturers		
<u>Nonresident alien</u>	<input type="text"/>	<input type="text"/>	<input type="text"/>	<input type="text"/>	<input type="text"/>	<input type="text"/>	0
<u>Hispanic/Latino</u>	<input type="text"/>	<input type="text"/>	<input type="text"/>	<input type="text"/>	<input type="text"/>	<input type="text"/>	0
<u>American Indian or Alaska Native</u>	<input type="text"/>	<input type="text"/>	<input type="text"/>	<input type="text"/>	<input type="text"/>	<input type="text"/>	0
<u>Asian</u>	<input type="text"/>	<input type="text"/>	<input type="text"/>	<input type="text"/>	<input type="text"/>	<input type="text"/>	0
<u>Black or African American</u>	<input type="text"/>	<input type="text"/>	<input type="text"/>	<input type="text"/>	<input type="text"/>	<input type="text"/>	0
<u>Native Hawaiian or Other Pacific Islander</u>	<input type="text"/>	<input type="text"/>	<input type="text"/>	<input type="text"/>	<input type="text"/>	<input type="text"/>	0
<u>White</u>	<input type="text"/>	<input type="text"/>	<input type="text"/>	<input type="text"/>	<input type="text"/>	<input type="text"/>	0
Two or more races	<input type="text"/>	<input type="text"/>	<input type="text"/>	<input type="text"/>	<input type="text"/>	<input type="text"/>	0
<u>Race and ethnicity unknown</u>	<input type="text"/>	<input type="text"/>	<input type="text"/>	<input type="text"/>	<input type="text"/>	<input type="text" value="0"/>	0
<b>Total men</b>	0	0	0	0	0	0	0

**Women**

Race/ethnicity	Academic Rank					No academic rank	Total
	Professors	Associate professors	Assistant professors	Instructors	Lecturers		
Nonresident alien	<input type="text"/>	<input type="text"/>	<input type="text"/>	<input type="text"/>	<input type="text"/>	<input type="text"/>	0
Hispanic/Latino	<input type="text"/>	<input type="text"/>	<input type="text"/>	<input type="text"/>	<input type="text"/>	<input type="text"/>	0
American Indian or Alaska Native	<input type="text"/>	<input type="text"/>	<input type="text"/>	<input type="text"/>	<input type="text"/>	<input type="text"/>	0
Asian	<input type="text"/>	<input type="text"/>	<input type="text"/>	<input type="text"/>	<input type="text"/>	<input type="text"/>	0
Black or African American	<input type="text"/>	<input type="text"/>	<input type="text"/>	<input type="text"/>	<input type="text"/>	<input type="text"/>	0

Native Hawaiian or Other Pacific Islander	<input type="text"/>	<input type="text"/>	<input type="text"/>	<input type="text"/>	<input type="text"/>	<input type="text"/>	0
White	<input type="text"/>	<input type="text"/>	<input type="text"/>	<input type="text"/>	<input type="text"/>	<input type="text"/>	0
Two or more races	<input type="text"/>	<input type="text"/>	<input type="text"/>	<input type="text"/>	<input type="text"/>	<input type="text"/>	0
Race and ethnicity unknown	<input type="text"/>	<input type="text"/>	<input type="text"/>	<input type="text"/>	<input type="text"/>	<input type="text" value="0"/>	0
<b>Total women</b>	0	0	0	0	0	0	0
<b>Total (men+women)</b>	0	0	0	0	0	0	0
Total from prior year							

Institution: Indiana University-South Bend (151342)

User ID: 88G2401

**Part A1 - Full-time Instructional Staff - Without Faculty Status**

**Number of Full-time Instructional Staff  
Without Faculty Status  
As of November 1, 2014**

- Report Hispanic/Latino individuals of any race as Hispanic/Latino
- Report race for non-Hispanic/Latino individuals only
- Include both Primarily Instruction and Instruction Combined with Research and/or Public Service

**Men**

Race/ethnicity	Without Faculty Status
<u>Nonresident alien</u>	<input type="text"/>
<u>Hispanic/Latino</u>	<input type="text" value="0"/>
<u>American Indian or Alaska Native</u>	<input type="text"/>
<u>Asian</u>	<input type="text"/>
<u>Black or African American</u>	<input type="text"/>
<u>Native Hawaiian or Other Pacific Islander</u>	<input type="text"/>
<u>White</u>	<input type="text"/>
Two or more races	<input type="text"/>
<u>Race and ethnicity unknown</u>	<input type="text"/>
<b>Total men</b>	<b>0</b>

**Women**

Race/ethnicity	Without Faculty Status
Nonresident alien	<input type="text"/>
Hispanic/Latino	<input type="text"/>
American Indian or Alaska Native	<input type="text"/>
Asian	<input type="text"/>
Black or African American	<input type="text"/>
Native Hawaiian or Other Pacific Islander	<input type="text"/>
White	<input type="text"/>
Two or more races	<input type="text"/>
Race and ethnicity unknown	<input type="text" value="0"/>



<b>Total women</b>	0
<b>Total (men+women)</b>	0
Total from prior year	

Institution: Indiana University-South Bend (151342)

User ID: 88G2401

**Part A2 - Full-time Instructional Staff by Function****Number of Full-time Instructional Staff****As of November 1, 2014**

- Report Primarily Instruction and Instruction Combined with Research and/or Public Service separately, as indicated below

	With <u>Faculty status</u>					Without Faculty status	Total
	<u>Tenured</u>	<u>On Tenure Track</u>	<u>Not on Tenure Track</u>				
			<u>Multi-year, continuing, or at-will contract</u>	<u>Annual contract</u>	<u>Less-than-annual contract</u>		
<u>Instructional staff</u>	108	61	70	28	0	0	267
Total carried forward from previous screens	108	61	70	28	0	0	267
<u>Primarily Instruction</u>	108	61	70	28	0	0	267
 Exclusively credit	<input type="text" value="108"/>	<input type="text" value="61"/>	<input type="text" value="70"/>	<input type="text" value="28"/>	<input type="text"/>	<input type="text"/>	267
 Exclusively not-for-credit	<input type="text"/>	<input type="text"/>	<input type="text"/>	<input type="text"/>	<input type="text"/>	<input type="text"/>	0
Combined credit/not-for-credit	<input type="text"/>	<input type="text"/>	<input type="text"/>	<input type="text"/>	<input type="text"/>	<input type="text"/>	0
<u>Instruction/research/public service staff</u>	<input type="text"/>	<input type="text"/>	<input type="text"/>	<input type="text"/>	<input type="text"/>	<input type="text"/>	0



Institution: Indiana University-South Bend (151342)

User ID: 88G2401

**Part A3 - Full-time Instructional Staff - Totals**

<b>Total number of Full-time Instructional Staff</b>			
<b>As of November 1, 2014</b>			
Race/ethnicity	Total men	Total women	Total (men+women)
Nonresident alien	0	0	0
Hispanic/Latino	6	2	8
American Indian or Alaska Native	0	1	1
Asian	25	15	40
Black or African American	5	2	7
Native Hawaiian or Other Pacific Islander	0	0	0
White	104	106	210
Two or more races	0	1	1
Race and ethnicity unknown	0	0	0
<b>Total</b>	<b>140</b>	<b>127</b>	<b>267</b>
Total from prior year			<b>280</b>

Institution: Indiana University-South Bend (151342)

User ID: 88G2401

**Part B1 - Full-time Non-instructional Staff by Occupational Category****Number of Full-time Non-instructional Staff  
by Occupational Category****As of November 1, 2014**

- Report Hispanic/Latino individuals of any race as Hispanic/Latino
- Report race for non-Hispanic/Latino individuals only

**Men**

Race/ethnicity	<u>Instructional Staff</u> (carried forward from Part A)	<u>Research staff</u>	<u>Public Service staff</u>
<u>Nonresident alien</u>	0	<input type="text"/>	<input type="text"/>
<u>Hispanic/Latino</u>	6	<input type="text"/>	<input type="text"/>
<u>American Indian or Alaska Native</u>	0	<input type="text"/>	<input type="text"/>
<u>Asian</u>	25	<input type="text"/>	<input type="text"/>
<u>Black or African American</u>	5	<input type="text"/>	<input type="text"/>
<u>Native Hawaiian or Other Pacific Islander</u>	0	<input type="text"/>	<input type="text"/>
<u>White</u>	104	<input type="text" value="1"/>	<input type="text"/>
Two or more races	0	<input type="text"/>	<input type="text"/>
<u>Race and ethnicity unknown</u>	0	<input type="text"/>	<input type="text"/>
<b>Total men</b>	140	1	0

**Women**

Race/ethnicity	<u>Instructional Staff</u> (carried forward from Part A)	<u>Research staff</u>	<u>Public Service staff</u>
Nonresident alien	0	<input type="text"/>	<input type="text"/>
Hispanic/Latino	2	<input type="text"/>	<input type="text"/>
American Indian or Alaska Native	1	<input type="text"/>	<input type="text"/>
Asian	15	<input type="text"/>	<input type="text"/>
Black or African American	2	<input type="text"/>	<input type="text"/>
Native Hawaiian or Other Pacific Islander	0	<input type="text"/>	<input type="text"/>
White	106	<input type="text" value="1"/>	<input type="text"/>

Two or more races	1	<input type="text"/>	<input type="text"/>
Race and ethnicity unknown	0	<input type="text"/>	<input type="text"/>
<b>Total women</b>	127	1	0
<b>Total (men+women)</b>	267	2	0
Total from prior year	<b>280</b>	<b>2</b>	


Institution: Indiana University-South Bend (151342)

User ID: 88G2401

**Part B1 - Full-time Non-instructional Staff by Occupational Category****Number of Full-time Non-instructional Staff  
by Occupational Category****As of November 1, 2014**

- Report Hispanic/Latino individuals of any race as Hispanic/Latino
- Report race for non-Hispanic/Latino individuals only

**Men**

Race/ethnicity	<u>Archivists, Curators, and Museum Technicians</u> 25-4010	<u>Librarians</u> 25-4020	<u>Library Technicians</u> 25-4030	 <u>Student and Academic Affairs and Other Education Services Occupations</u> 25-2000 + 25-3000 + 25-9000
<u>Nonresident alien</u>	<input type="text"/>	<input type="text"/>	<input type="text"/>	<input type="text"/>
<u>Hispanic/Latino</u>	<input type="text"/>	<input type="text"/>	<input type="text"/>	<input type="text"/>
<u>American Indian or Alaska Native</u>	<input type="text"/>	<input type="text"/>	<input type="text"/>	<input type="text"/>
<u>Asian</u>	<input type="text"/>	<input type="text" value="2"/>	<input type="text"/>	<input type="text"/>
<u>Black or African American</u>	<input type="text"/>	<input type="text"/>	<input type="text"/>	<input type="text"/>
<u>Native Hawaiian or Other Pacific Islander</u>	<input type="text"/>	<input type="text"/>	<input type="text"/>	<input type="text"/>
<u>White</u>	<input type="text"/>	<input type="text" value="2"/>	<input type="text"/>	<input type="text"/>
Two or more races	<input type="text"/>	<input type="text"/>	<input type="text"/>	<input type="text"/>
<u>Race and ethnicity unknown</u>	<input type="text"/>	<input type="text"/>	<input type="text"/>	<input type="text"/>
<b>Total men</b>	0	4	0	0

**Women**

Race/ethnicity	<u>Archivists, Curators, and Museum Technicians</u> 25-4010	<u>Librarians</u> 25-4020	<u>Library Technicians</u> 25-4030	<u>Student and Academic Affairs and Other Education Services Occupations</u> 25-2000 + 25-3000 + 25-9000
Nonresident alien	<input type="text"/>	<input type="text"/>	<input type="text"/>	<input type="text"/>
Hispanic/Latino	<input type="text"/>	<input type="text"/>	<input type="text"/>	<input type="text"/>
American Indian or Alaska Native	<input type="text"/>	<input type="text"/>	<input type="text"/>	<input type="text"/>
Asian	<input type="text"/>	<input type="text" value="1"/>	<input type="text"/>	<input type="text"/>
Black or African American	<input type="text"/>	<input type="text"/>	<input type="text"/>	<input type="text" value="1"/>

Native Hawaiian or Other Pacific Islander	<input type="text"/>	<input type="text"/>	<input type="text"/>	<input type="text"/>
White	<input type="text"/>	5	<input type="text"/>	<input type="text"/>
Two or more races	<input type="text"/>	<input type="text"/>	<input type="text"/>	<input type="text"/>
Race and ethnicity unknown	<input type="text"/>	<input type="text"/>	<input type="text"/>	<input type="text"/>
<b>Total women</b>	0	6	0	1
<b>Total (men+women)</b>	0	10	0	1
Total from prior year		10		11

Institution: Indiana University-South Bend (151342)

User ID: 88G2401

**Part B1 - Full-time Non-instructional Staff by Occupational Category****Number of Full-time Non-instructional Staff  
by Occupational Category****As of November 1, 2014**

- Report Hispanic/Latino individuals of any race as Hispanic/Latino
- Report race for non-Hispanic/Latino individuals only

**Men**

Race/ethnicity	<u>Management Occupations</u> 11-0000	<u>Business and Financial Operations Occupations</u> 13-0000	<u>Computer, Engineering, and Science Occupations</u> 15-0000 + 17-0000 + 19-0000	<u>Community, Social Service, Legal, Arts, Design, Entertainment, Sports, and Media Occupations</u> 21-0000 + 23-0000 + 27-0000	<u>Healthcare Practitioners and Technical Occupations</u> 29-0000
<u>Nonresident alien</u>	<input type="text"/>	<input type="text"/>	<input type="text"/>	<input type="text"/>	<input type="text"/>
<u>Hispanic/Latino</u>	<input type="text" value="1"/>	<input type="text"/>	<input type="text"/>	<input type="text"/>	<input type="text"/>
<u>American Indian or Alaska Native</u>	<input type="text"/>	<input type="text"/>	<input type="text"/>	<input type="text"/>	<input type="text"/>
<u>Asian</u>	<input type="text" value="3"/>	<input type="text" value="1"/>	<input type="text"/>	<input type="text"/>	<input type="text"/>
<u>Black or African American</u>	<input type="text" value="2"/>	<input type="text"/>	<input type="text" value="1"/>	<input type="text" value="3"/>	<input type="text"/>
<u>Native Hawaiian or Other Pacific Islander</u>	<input type="text"/>	<input type="text"/>	<input type="text"/>	<input type="text"/>	<input type="text"/>
<u>White</u>	<input type="text" value="21"/>	<input type="text" value="1"/>	<input type="text" value="19"/>	<input type="text" value="5"/>	<input type="text" value="1"/>
Two or more races	<input type="text"/>	<input type="text"/>	<input type="text" value="3"/>	<input type="text"/>	<input type="text"/>
<u>Race and ethnicity unknown</u>	<input type="text"/>	<input type="text"/>	<input type="text"/>	<input type="text"/>	<input type="text"/>
<b>Total men</b>	<b>27</b>	<b>2</b>	<b>23</b>	<b>8</b>	<b>1</b>

**Women**

Race/ethnicity	<u>Management Occupations</u> 11-0000	<u>Business and Financial Operations Occupations</u> 13-0000	<u>Computer, Engineering, and Science Occupations</u> 15-0000 + 17-0000 + 19-0000	<u>Community, Social Service, Legal, Arts, Design, Entertainment, Sports, and Media Occupations</u> 21-0000 + 23-0000 + 27-0000	<u>Healthcare Practitioners and Technical Occupations</u> 29-0000
Nonresident alien	<input type="text"/>	<input type="text"/>	<input type="text"/>	<input type="text"/>	<input type="text"/>
Hispanic/Latino	<input type="text" value="1"/>	<input type="text"/>	<input type="text"/>	<input type="text"/>	<input type="text"/>

American Indian or Alaska Native	<input type="text"/>	<input type="text"/>	<input type="text"/>	<input type="text"/>	<input type="text"/>
Asian	<input type="text" value="2"/>	<input type="text"/>	<input type="text"/>	<input type="text"/>	<input type="text"/>
Black or African American	<input type="text" value="5"/>	<input type="text"/>	<input type="text"/>	<input type="text"/>	<input type="text"/>
Native Hawaiian or Other Pacific Islander	<input type="text"/>	<input type="text"/>	<input type="text"/>	<input type="text"/>	<input type="text"/>
White	<input type="text" value="33"/>	<input type="text" value="4"/>	<input type="text" value="4"/>	<input type="text" value="20"/>	<input type="text"/>
Two or more races	<input type="text"/>	<input type="text"/>	<input type="text"/>	<input type="text"/>	<input type="text"/>
Race and ethnicity unknown	<input type="text"/>	<input type="text"/>	<input type="text"/>	<input type="text"/>	<input type="text"/>
<b>Total women</b>	41	4	4	20	0
<b>Total (men+women)</b>	68	6	27	28	1
Total from prior year	<b>65</b>	<b>4</b>	<b>32</b>	<b>32</b>	<b>1</b>

Institution: Indiana University-South Bend (151342)

User ID: 88G2401

**Part B1 - Full-time Non-instructional Staff by Occupational Category****Number of Full-time Non-instructional Staff  
by Occupational Category****As of November 1, 2014**

- Report Hispanic/Latino individuals of any race as Hispanic/Latino
- Report race for non-Hispanic/Latino individuals only

**Men**

Race/ethnicity	<u>Service Occupations</u> 31-0000 + 33-0000 + 35-0000 + 37-0000 + 39-0000	<u>Sales and Related Occupations</u> 41-0000	<u>Office and Administrative Support Occupations</u> 43-0000	<u>Natural Resources, Construction, and Maintenance Occupations</u> 45-0000 + 47-0000 + 49-0000	<u>Production, Transportation, and Material Moving Occupations</u> 51-0000 + 53-0000	Grand Total (All full-time staff)
<u>Nonresident alien</u>	<input type="text"/>	<input type="text"/>	<input type="text"/>	<input type="text"/>	<input type="text"/>	0
<u>Hispanic/Latino</u>	<input type="text" value="1"/>	<input type="text"/>	<input type="text"/>	<input type="text"/>	<input type="text"/>	8
<u>American Indian or Alaska Native</u>	<input type="text" value="1"/>	<input type="text"/>	<input type="text" value="1"/>	<input type="text"/>	<input type="text"/>	2
<u>Asian</u>	<input type="text"/>	<input type="text"/>	<input type="text"/>	<input type="text"/>	<input type="text"/>	31
<u>Black or African American</u>	<input type="text" value="11"/>	<input type="text"/>	<input type="text"/>	<input type="text" value="3"/>	<input type="text"/>	25
<u>Native Hawaiian or Other Pacific Islander</u>	<input type="text"/>	<input type="text"/>	<input type="text"/>	<input type="text"/>	<input type="text"/>	0
<u>White</u>	<input type="text" value="24"/>	<input type="text"/>	<input type="text" value="7"/>	<input type="text" value="10"/>	<input type="text"/>	195
<u>Two or more races</u>	<input type="text" value="1"/>	<input type="text"/>	<input type="text"/>	<input type="text" value="1"/>	<input type="text"/>	5
<u>Race and ethnicity unknown</u>	<input type="text"/>	<input type="text"/>	<input type="text"/>	<input type="text"/>	<input type="text"/>	0
<b>Total men</b>	38	0	8	14	0	266

**Women**

Race/ethnicity	<u>Service Occupations</u> 31-0000 + 33-0000 + 35-0000 + 37-0000 + 39-0000	<u>Sales and Related Occupations</u> 41-0000	<u>Office and Administrative Support Occupations</u> 43-0000	<u>Natural Resources, Construction, and Maintenance Occupations</u> 45-0000 + 47-0000 + 49-0000	<u>Production, Transportation, and Material Moving Occupations</u> 51-0000 + 53-0000	Grand Total (All full-time staff)




Nonresident alien	<input type="text"/>	<input type="text"/>	<input type="text"/>	<input type="text"/>	<input type="text"/>	0
Hispanic/Latino	<input type="text"/>	<input type="text"/>	<input type="text" value="4"/>	<input type="text"/>	<input type="text"/>	7
American Indian or Alaska Native	<input type="text"/>	<input type="text"/>	<input type="text"/>	<input type="text"/>	<input type="text"/>	1
Asian	<input type="text"/>	<input type="text"/>	<input type="text"/>	<input type="text"/>	<input type="text"/>	18
Black or African American	<input type="text" value="3"/>	<input type="text"/>	<input type="text" value="5"/>	<input type="text" value="1"/>	<input type="text"/>	17
Native Hawaiian or Other Pacific Islander	<input type="text"/>	<input type="text"/>	<input type="text"/>	<input type="text"/>	<input type="text"/>	0
White	<input type="text" value="7"/>	<input type="text"/>	<input type="text" value="61"/>	<input type="text"/>	<input type="text"/>	241
Two or more races	<input type="text"/>	<input type="text"/>	<input type="text" value="2"/>	<input type="text"/>	<input type="text"/>	3
Race and ethnicity unknown	<input type="text"/>	<input type="text"/>	<input type="text"/>	<input type="text"/>	<input type="text"/>	0
<b>Total women</b>	10	0	72	1	0	287
<b>Total (men+women)</b>	48	0	80	15	0	553
Total from prior year	<b>53</b>		<b>95</b>	<b>16</b>		<b>601</b>

Institution: Indiana University-South Bend (151342)

User ID: 88G2401

**Part B2 - Full-time Non-instructional Staff by Occupational Category and Tenure Status**

Number of <u>Full-time</u> Non-instructional Staff							
As of November 1, 2014							
Occupational category	With <u>Faculty status</u>					Without Faculty status	Total
	<u>Tenured</u>	<u>On Tenure Track</u>	<u>Not on Tenure Track</u>				
			<u>Multi-year, continuing, or at-will contract</u>	<u>Annual contract</u>	<u>Less-than-annual contract</u>		
<u>Research staff</u>	<input type="text"/>	<input type="text"/>	<input type="text"/>	<input type="text"/>	<input type="text"/>	<input type="text" value="2"/>	2
<u>Public Service staff</u>	<input type="text"/>	<input type="text"/>	<input type="text"/>	<input type="text"/>	<input type="text"/>	<input type="text"/>	0
<u>Archivists, Curators, and Museum Technicians</u> 25-4010	<input type="text"/>	<input type="text"/>	<input type="text"/>	<input type="text"/>	<input type="text"/>	<input type="text"/>	0
<u>Librarians</u> 25-4020	<input type="text" value="9"/>	<input type="text" value="1"/>	<input type="text"/>	<input type="text"/>	<input type="text"/>	<input type="text"/>	10
<u>Library Technicians</u> 25-4030	<input type="text"/>	<input type="text"/>	<input type="text"/>	<input type="text"/>	<input type="text"/>	<input type="text"/>	0
 <u>Student and Academic Affairs and Other Education Services Occupations</u> 25-2000 + 25-3000 + 25-9000	<input type="text"/>	<input type="text"/>	<input type="text"/>	<input type="text"/>	<input type="text"/>	<input type="text" value="1"/>	1
<u>Management Occupations</u> 11-0000	<input type="text" value="16"/>	<input type="text"/>	<input type="text"/>	<input type="text"/>	<input type="text"/>	<input type="text" value="52"/>	68
<u>Business and Financial Operations Occupations</u> 13-0000	<input type="text"/>	<input type="text"/>	<input type="text"/>	<input type="text"/>	<input type="text"/>	<input type="text" value="6"/>	6
<u>Computer, Engineering, and Science Occupations</u> 15-0000 + 17-0000 + 19-0000	<input type="text"/>	<input type="text"/>	<input type="text"/>	<input type="text"/>	<input type="text"/>	<input type="text" value="27"/>	27
<u>Community, Social Service, Legal, Arts, Design, Entertainment, Sports, and Media Occupations</u> 21-0000 + 23-0000 + 27-0000	<input type="text"/>	<input type="text"/>	<input type="text"/>	<input type="text"/>	<input type="text"/>	<input type="text" value="28"/>	28
<u>Healthcare Practitioners and Technical Occupations</u> 29-0000	<input type="text"/>	<input type="text"/>	<input type="text"/>	<input type="text"/>	<input type="text"/>	<input type="text" value="1"/>	1
<b>Total</b>	<b>25</b>	<b>1</b>	<b>0</b>	<b>0</b>	<b>0</b>	<b>117</b>	<b>143</b>
<b>Total from prior year</b>	<b>25</b>	<b>2</b>		<b>0</b>	<b>0</b>	<b>130</b>	<b>157</b>

Institution: Indiana University-South Bend (151342)

User ID: 88G2401

**Part C - Full-time Summary****Summary of Full-time Staff****As of November 1, 2014**

- **Data will not be generated on this screen until the relevant screens in the previous section have been completed.**

Occupational category	With Faculty status						Total
	Tenured	On Tenure Track	Not on Tenure Track			Without Faculty status	
			Multi-year, continuing, or at-will contract	Annual contract	Less-than-annual contract		
Primarily Instruction	108	61	70	28	0	0	267
Exclusively credit	108	61	70	28			267
Exclusively not-for-credit							0
Combined credit/not-for-credit							0
Instruction/research/public service staff							0
Research staff						2	2
Public Service staff							0
Archivists, Curators, and Museum Technicians 25-4010							0
Librarians 25-4020	9	1					10
Library Technicians 25-4030							0
Student and Academic Affairs and Other Education Services Occupations 25-2000 + 25-3000 + 25-9000						1	1
Management Occupations 11-0000	16					52	68
Business and Financial Operations Occupations 13-0000						6	6
Computer, Engineering, and Science Occupations 15-0000 + 17-0000 + 19-0000						27	27
Community, Social Service, Legal, Arts, Design, Entertainment, Sports, and Media Occupations 21-0000 + 23-0000 + 27-0000						28	28
Healthcare Practitioners and Technical Occupations 29-0000						1	1
							48

Service Occupations 31-0000 + 33-0000 + 35-0000 + 37-0000 + 39-0000		
Sales and Related Occupations 41-0000		0
Office and Administrative Support Occupations 43-0000		80
Natural Resources, Construction, and Maintenance Occupations 45-0000 + 47-0000 + 49-0000		15
Production, Transportation, and Material Moving Occupations 51-0000 + 53-0000		0
Total		553

Institution: Indiana University-South Bend (151342)

User ID: 88G2401

**Part G - Salaries Worksheet**

**Number of Full-time Instructional Staff  
For Calculation of Total Number of Months**

**Annual Salary, 2014-15**

- Report the number of instructional staff based on the number of months to be worked
- Months reported should correspond with the number of months that staff worked (which may differ from the number of months over which they are paid)
- Include ONLY full-time instructional staff
- Include instructional staff *with* faculty status and *without* faculty status
- Include instructional staff regardless of tenure status
- Balance column should include instructional staff whose annual salary covers less than 9 months worked

Gender and academic rank	Months worked				Total Staff for Salary reporting	Total Number of Months	Total full-time instructional staff from Part A	Balance (All other full-time instructional staff)
	12 months	11 months	10 months	9 months				
<b>Men</b>								
Professors	2		22		24	244		
Associate professors			52		52	520		
Assistant professors	1		40		41	412		
Instructors					0	0		
Lecturers	3		20		23	236		
No academic rank					0	0		
<b>Total men</b>	6	0	134	0	140	1,412	140	0
<b>Women</b>								
Professors			12		12	120		
Associate professors	1		29		30	302		
Assistant professors	1		30		31	312		
Instructors					0	0		
Lecturers	6		48		54	552		
No academic rank					0	0		

<b>Total women</b>	8	0	119	0	127	1,286	127	0
<b>Total (men + women)</b>	14	0	253	0	267	2,698	267	0

Institution: Indiana University-South Bend (151342)



User ID: 88G2401

**Part G - Salary outlays for instructional staff**

**Salary Outlays  
for Full-time Instructional Staff**

**Annual Salary Outlays, 2014-15**



- Report the **TOTAL ANNUAL** salary outlays for the full-time instructional staff reported in the 12 months, 11 months, 10 months, and 9 months columns on the previous screen

Gender and academic rank	Total staff for salary reporting (from Part G, screen 1)	Total Number of Months (from Part G, screen 1)	 Total Annual Salary Outlays	 Weighted Average Monthly Salaries
<b>Men</b>				
Professors	24	244	1,943,410	7,965
Associate professors	52	520	3,379,336	6,499
Assistant professors	41	412	2,432,797	5,905
Instructors	0	0		
Lecturers	23	236	1,034,323	4,383
No academic rank	0	0		
<b>Total men</b>	140	1,412	8,789,866	6,225
<b>Women</b>				
Professors	12	120	868,232	7,235
Associate professors	30	302	1,834,646	6,075
Assistant professors	31	312	1,744,719	5,592
Instructors	0	0		
Lecturers	54	552	2,320,276	4,203
No academic rank	0	0		
<b>Total women</b>	127	1,286	6,767,873	5,263
<b>Total (men + women)</b>	267	2,698	15,557,739	5,766

Institution: Indiana University-South Bend (151342)

User ID: 88G2401

**Part G - Salary outlays for non-instructional staff**

<b>Salary Outlays for <u>Full-time</u> Non-instructional Staff Annual Salary Outlays, 2014-15</b>		
Occupational category	 Number of full-time staff (carried forward from previous screens)	 Total annual salary outlays
<u>Research staff</u>	2	<input type="text" value="100,000"/>
<u>Public Service staff</u>	0	<input type="text"/>
<u>Library and Student and Academic Affairs and Other Education Services Occupations</u> 25-4000 + 25-2000 + 25-3000 + 25-9000	11	<input type="text" value="549,915"/>
<u>Management Occupations</u> 11-0000	68	<input type="text" value="4,931,993"/>
<u>Business and Financial Operations Occupations</u> 13-0000	6	<input type="text" value="264,801"/>
<u>Computer, Engineering, and Science Occupations</u> 15-0000 + 17-0000 + 19-0000	27	<input type="text" value="1,278,039"/>
<u>Community, Social Service, Legal, Arts, Design, Entertainment, Sports, and Media Occupations</u> 21-0000 + 23-0000 + 27-0000	28	<input type="text" value="1,097,325"/>
<u>Healthcare Practitioners and Technical Occupations</u> 29-0000	1	<input type="text" value="43,425"/>
<u>Service Occupations</u> 31-0000 + 33-0000 + 35-0000 + 37-0000 + 39-0000	48	<input type="text" value="1,654,492"/>
<u>Sales and Related Occupations</u> 41-0000	0	<input type="text"/>
<u>Office and Administrative Support Occupations</u> 43-0000	80	<input type="text" value="2,273,784"/>
<u>Natural Resources, Construction, and Maintenance Occupations</u> 45-0000 + 47-0000 + 49-0000	15	<input type="text" value="630,384"/>
<u>Production, Transportation, and Material Moving Occupations</u> 51-0000 + 53-0000	0	<input type="text"/>



Institution: Indiana University-South Bend (151342)

User ID: 88G2401

**Part D - Part-time Staff by Occupational Category****Number of Part-time Staff by Occupational Category****As of November 1, 2014**

- Report Hispanic/Latino individuals of any race as Hispanic/Latino
- Report race for non-Hispanic/Latino individuals only

**Men**

Race/ethnicity	<u>Instructional staff</u>	<u>Research staff</u>	<u>Public Service staff</u>
<u>Nonresident alien</u>	<input type="text"/>	<input type="text"/>	<input type="text"/>
<u>Hispanic/Latino</u>	<input type="text" value="4"/>	<input type="text"/>	<input type="text"/>
<u>American Indian or Alaska Native</u>	<input type="text" value="2"/>	<input type="text"/>	<input type="text"/>
<u>Asian</u>	<input type="text"/>	<input type="text"/>	<input type="text"/>
<u>Black or African American</u>	<input type="text" value="5"/>	<input type="text"/>	<input type="text"/>
<u>Native Hawaiian or Other Pacific Islander</u>	<input type="text"/>	<input type="text"/>	<input type="text"/>
<u>White</u>	<input type="text" value="85"/>	<input type="text"/>	<input type="text"/>
Two or more races	<input type="text" value="1"/>	<input type="text"/>	<input type="text"/>
<u>Race and ethnicity unknown</u>	<input type="text"/>	<input type="text"/>	<input type="text"/>
<b>Total men</b>	<b>97</b>	<b>0</b>	<b>0</b>

**Women**

Race/ethnicity	<u>Instructional staff</u>	<u>Research staff</u>	<u>Public Service staff</u>
Nonresident alien	<input type="text"/>	<input type="text"/>	<input type="text"/>
Hispanic/Latino	<input type="text" value="2"/>	<input type="text"/>	<input type="text"/>
American Indian or Alaska Native	<input type="text"/>	<input type="text"/>	<input type="text"/>
Asian	<input type="text" value="2"/>	<input type="text"/>	<input type="text"/>
Black or African American	<input type="text" value="6"/>	<input type="text"/>	<input type="text"/>
Native Hawaiian or Other Pacific Islander	<input type="text"/>	<input type="text"/>	<input type="text"/>
White	<input type="text" value="95"/>	<input type="text"/>	<input type="text"/>
Two or more races	<input type="text"/>	<input type="text"/>	<input type="text"/>
Race and ethnicity unknown	<input type="text"/>	<input type="text"/>	<input type="text"/>
<b>Total women</b>	<b>105</b>	<b>0</b>	<b>0</b>

<b>Total (men+women)</b>	202	0	0
Total from prior year	<b>222</b>		

Institution: Indiana University-South Bend (151342)

User ID: 88G2401

**Part D - Part-time Staff by Occupational Category****Number of Part-time Staff by Occupational Category****As of November 1, 2014**

- Report Hispanic/Latino individuals of any race as Hispanic/Latino
- Report race for non-Hispanic/Latino individuals only

**Men**

Race/ethnicity	<u>Archivists, Curators, and Museum Technicians</u> 25-4010	<u>Librarians</u> 25-4020	<u>Library Technicians</u> 25-4030	<u>Student and Academic Affairs and Other Education Services Occupations</u> 25-2000 + 25-3000 + 25-9000	<u>Library and Student and Academic Affairs and Other Education Services Occupations</u>
<u>Nonresident alien</u>	<input type="text"/>	<input type="text"/>	<input type="text"/>	<input type="text"/>	0
<u>Hispanic/Latino</u>	<input type="text"/>	<input type="text"/>	<input type="text"/>	<input type="text"/>	0
<u>American Indian or Alaska Native</u>	<input type="text"/>	<input type="text"/>	<input type="text"/>	<input type="text"/>	0
<u>Asian</u>	<input type="text"/>	<input type="text"/>	<input type="text"/>	<input type="text"/>	0
<u>Black or African American</u>	<input type="text"/>	<input type="text"/>	<input type="text"/>	<input type="text"/>	0
<u>Native Hawaiian or Other Pacific Islander</u>	<input type="text"/>	<input type="text"/>	<input type="text"/>	<input type="text"/>	0
<u>White</u>	<input type="text"/>	<input type="text" value="1"/>	<input type="text"/>	<input type="text"/>	1
Two or more races	<input type="text"/>	<input type="text"/>	<input type="text"/>	<input type="text"/>	0
<u>Race and ethnicity unknown</u>	<input type="text"/>	<input type="text"/>	<input type="text"/>	<input type="text"/>	0
<b>Total men</b>	0	1	0	0	1

**Women**

Race/ethnicity	<u>Archivists, Curators, and Museum Technicians</u> 25-4010	<u>Librarians</u> 25-4020	<u>Library Technicians</u> 25-4030	<u>Student and Academic Affairs and Other Education Services Occupations</u> 25-2000 + 25-3000 + 25-9000	<u>Library and Student and Academic Affairs and Other Education Services Occupations</u>
Nonresident alien	<input type="text"/>	<input type="text"/>	<input type="text"/>	<input type="text"/>	0
Hispanic/Latino	<input type="text"/>	<input type="text"/>	<input type="text"/>	<input type="text"/>	0
American Indian or Alaska Native	<input type="text"/>	<input type="text"/>	<input type="text"/>	<input type="text"/>	0

Asian	<input type="text"/>	<input type="text"/>	<input type="text"/>	<input type="text"/>	0
Black or African American	<input type="text"/>	<input type="text"/>	<input type="text"/>	<input type="text"/>	0
Native Hawaiian or Other Pacific Islander	<input type="text"/>	<input type="text"/>	<input type="text"/>	<input type="text"/>	0
White	<input type="text"/>	5	<input type="text"/>	<input type="text"/>	5
Two or more races	<input type="text"/>	<input type="text"/>	<input type="text"/>	<input type="text"/>	0
Race and ethnicity unknown	<input type="text"/>	<input type="text"/>	<input type="text"/>	<input type="text"/>	0
<b>Total women</b>	0	5	0	0	5
<b>Total (men+women)</b>	0	6	0	0	6
Total from prior year		1			1

Institution: Indiana University-South Bend (151342)

User ID: 88G2401

**Part D - Part-time Staff by Occupational Category****Number of Part-time Staff****As of November 1, 2014**

- Report Hispanic/Latino individuals of any race as Hispanic/Latino
- Report race for non-Hispanic/Latino individuals only

**Men**

Race/ethnicity	<u>Management Occupations</u> 11-0000	<u>Business and Financial Operations Occupations</u> 13-0000	<u>Computer, Engineering, and Science Occupations</u> 15-0000 + 17-0000 + 19-0000	<u>Community, Social Service, Legal, Arts, Design, Entertainment, Sports, and Media Occupations</u> 21-0000 + 23-0000 + 27-0000	<u>Healthcare Practitioners and Technical Occupations</u> 29-0000
<u>Nonresident alien</u>	<input type="text"/>	<input type="text"/>	<input type="text"/>	<input type="text"/>	<input type="text"/>
<u>Hispanic/Latino</u>	<input type="text"/>	<input type="text"/>	<input type="text"/>	<input type="text"/>	<input type="text"/>
<u>American Indian or Alaska Native</u>	<input type="text"/>	<input type="text"/>	<input type="text"/>	<input type="text"/>	<input type="text"/>
<u>Asian</u>	<input type="text"/>	<input type="text"/>	<input type="text"/>	<input type="text"/>	<input type="text"/>
<u>Black or African American</u>	<input type="text"/>	<input type="text"/>	<input type="text"/>	<input type="text"/>	<input type="text"/>
<u>Native Hawaiian or Other Pacific Islander</u>	<input type="text"/>	<input type="text"/>	<input type="text"/>	<input type="text"/>	<input type="text"/>
<u>White</u>	<input type="text" value="1"/>	<input type="text"/>	<input type="text"/>	<input type="text"/>	<input type="text"/>
Two or more races	<input type="text"/>	<input type="text"/>	<input type="text"/>	<input type="text"/>	<input type="text"/>
<u>Race and ethnicity unknown</u>	<input type="text"/>	<input type="text"/>	<input type="text"/>	<input type="text"/>	<input type="text"/>
<b>Total men</b>	1	0	0	0	0

**Women**

Race/ethnicity	<u>Management Occupations</u> 11-0000	<u>Business and Financial Operations Occupations</u> 13-0000	<u>Computer, Engineering, and Science Occupations</u> 15-0000 + 17-0000 + 19-0000	<u>Community, Social Service, Legal, Arts, Design, Entertainment, Sports, and Media Occupations</u> 21-0000 + 23-0000 + 27-0000	<u>Healthcare Practitioners and Technical Occupations</u> 29-0000
Nonresident alien	<input type="text"/>	<input type="text"/>	<input type="text"/>	<input type="text"/>	<input type="text"/>
Hispanic/Latino	<input type="text"/>	<input type="text"/>	<input type="text"/>	<input type="text"/>	<input type="text"/>

American Indian or Alaska Native	<input type="text"/>	<input type="text"/>	<input type="text"/>	<input type="text"/>	<input type="text"/>
Asian	<input type="text"/>	<input type="text"/>	<input type="text"/>	<input type="text"/>	<input type="text"/>
Black or African American	<input type="text"/>	<input type="text"/>	<input type="text"/>	<input type="text"/>	<input type="text"/>
Native Hawaiian or Other Pacific Islander	<input type="text"/>	<input type="text"/>	<input type="text"/>	<input type="text"/>	<input type="text"/>
White	<input type="text" value="1"/>	<input type="text"/>	<input type="text"/>	<input type="text"/>	<input type="text"/>
Two or more races	<input type="text"/>	<input type="text"/>	<input type="text"/>	<input type="text"/>	<input type="text"/>
Race and ethnicity unknown	<input type="text"/>	<input type="text"/>	<input type="text"/>	<input type="text"/>	<input type="text"/>
<b>Total women</b>	<b>1</b>	<b>0</b>	<b>0</b>	<b>0</b>	<b>0</b>
<b>Total (men+women)</b>	<b>2</b>	<b>0</b>	<b>0</b>	<b>0</b>	<b>0</b>
Total from prior year	<b>1</b>				

Institution: Indiana University-South Bend (151342)

User ID: 88G2401

**Part D - Part-time Staff by Occupational Category****Number of Part-time Staff****As of November 1, 2014**

- Report Hispanic/Latino individuals of any race as Hispanic/Latino
- Report race for non-Hispanic/Latino individuals only

**Men**

Race/ethnicity	<u>Service Occupations</u> 31-0000 + 33-0000 + 35-0000 + 37-0000 + 39-0000	<u>Sales and Related Occupations</u> 41-0000	<u>Office and Administrative Support Occupations</u> 43-0000	<u>Natural Resources, Construction, and Maintenance Occupations</u> 45-0000 + 47-0000 + 49-0000	<u>Production, Transportation, and Material Moving Occupations</u> 51-0000 + 53-0000	Grand Total (All part-time staff)
<u>Nonresident alien</u>	<input type="text"/>	<input type="text"/>	<input type="text"/>	<input type="text"/>	<input type="text"/>	0
<u>Hispanic/Latino</u>	<input type="text"/>	<input type="text"/>	<input type="text"/>	<input type="text"/>	<input type="text"/>	4
<u>American Indian or Alaska Native</u>	<input type="text"/>	<input type="text"/>	<input type="text"/>	<input type="text"/>	<input type="text"/>	2
<u>Asian</u>	<input type="text"/>	<input type="text"/>	<input type="text"/>	<input type="text"/>	<input type="text"/>	0
<u>Black or African American</u>	<input type="text"/>	<input type="text"/>	<input type="text"/>	<input type="text"/>	<input type="text"/>	5
<u>Native Hawaiian or Other Pacific Islander</u>	<input type="text"/>	<input type="text"/>	<input type="text"/>	<input type="text"/>	<input type="text"/>	0
<u>White</u>	<input type="text"/>	<input type="text"/>	<input type="text"/>	<input type="text"/>	<input type="text"/>	87
Two or more races	<input type="text"/>	<input type="text"/>	<input type="text"/>	<input type="text"/>	<input type="text"/>	1
<u>Race and ethnicity unknown</u>	<input type="text"/>	<input type="text"/>	<input type="text"/>	<input type="text"/>	<input type="text"/>	0
<b>Total men</b>	0	0	0	0	0	99

**Women**

Race/ethnicity	<u>Service Occupations</u> 31-0000 + 33-0000 + 35-0000 + 37-0000 + 39-0000	<u>Sales and Related Occupations</u> 41-0000	<u>Office and Administrative Support Occupations</u> 43-0000	<u>Natural Resources, Construction, and Maintenance Occupations</u> 45-0000 + 47-0000 + 49-0000	<u>Production, Transportation, and Material Moving Occupations</u> 51-0000 + 53-0000	Grand Total (All part-time staff)
<u>Nonresident alien</u>	<input type="text"/>	<input type="text"/>	<input type="text"/>	<input type="text"/>	<input type="text"/>	0




Hispanic/Latino	<input type="text"/>	<input type="text"/>	<input type="text"/>	<input type="text"/>	<input type="text"/>	2
American Indian or Alaska Native	<input type="text"/>	<input type="text"/>	<input type="text"/>	<input type="text"/>	<input type="text"/>	0
Asian	<input type="text"/>	<input type="text"/>	<input type="text"/>	<input type="text"/>	<input type="text"/>	2
Black or African American	<input type="text"/>	<input type="text"/>	<input type="text"/>	<input type="text"/>	<input type="text"/>	6
Native Hawaiian or Other Pacific Islander	<input type="text"/>	<input type="text"/>	<input type="text"/>	<input type="text"/>	<input type="text"/>	0
White	<input type="text"/>	<input type="text"/>	<input type="text" value="2"/>	<input type="text"/>	<input type="text"/>	103
Two or more races	<input type="text"/>	<input type="text"/>	<input type="text"/>	<input type="text"/>	<input type="text"/>	0
Race and ethnicity unknown	<input type="text"/>	<input type="text"/>	<input type="text"/>	<input type="text"/>	<input type="text"/>	0
<b>Total women</b>	0	0	2	0	0	113
<b>Total (men+women)</b>	0	0	2	0	0	212
Total from prior year			<b>3</b>			<b>227</b>



Institution: Indiana University-South Bend (151342)

User ID: 88G2401

**Part E - Part-time Staff by Occupational Category and Tenure Status**

<b>Number of <u>Part-time Staff</u></b>							
<b>As of November 1, 2014</b>							
Occupational category	With <u>Faculty status</u>						Total
	<u>Not on Tenure Track</u>					Without Faculty status	
	<u>Tenured</u>	<u>On Tenure Track</u>	<u>Multi-year, continuing, or at-will contract</u>	<u>Annual contract</u>	<u>Less-than-annual contract</u>		
<u>Primarily Instruction</u>	0	0	0	0	202	0	202
 Exclusively credit	<input type="text"/>	<input type="text"/>	<input type="text"/>	<input type="text"/>	202	<input type="text"/>	202
 Exclusively not-for-credit	<input type="text"/>	<input type="text"/>	<input type="text"/>	<input type="text"/>	<input type="text"/>	<input type="text"/>	0
Combined credit/not-for-credit	<input type="text"/>	<input type="text"/>	<input type="text"/>	<input type="text"/>	<input type="text"/>	<input type="text"/>	0
<u>Instruction/research/public service staff</u>	<input type="text"/>	<input type="text"/>	<input type="text"/>	<input type="text"/>	<input type="text"/>	<input type="text"/>	0
<u>Research staff</u>	<input type="text"/>	<input type="text"/>	<input type="text"/>	<input type="text"/>	<input type="text"/>	<input type="text"/>	0
<u>Public Service staff</u>	<input type="text"/>	<input type="text"/>	<input type="text"/>	<input type="text"/>	<input type="text"/>	<input type="text"/>	0
<u>Archivists, Curators, and Museum Technicians</u> 25-4010	<input type="text"/>	<input type="text"/>	<input type="text"/>	<input type="text"/>	<input type="text"/>	<input type="text"/>	0
<u>Librarians</u> 25-4020	<input type="text"/>	<input type="text"/>	<input type="text"/>	6	<input type="text"/>	<input type="text"/>	6
<u>Library Technicians</u> 25-4030	<input type="text"/>	<input type="text"/>	<input type="text"/>	<input type="text"/>	<input type="text"/>	<input type="text"/>	0
 <u>Student and Academic Affairs and Other Education Services Occupations</u> 25-2000 + 25-3000 + 25-9000	<input type="text"/>	<input type="text"/>	<input type="text"/>	<input type="text"/>	<input type="text"/>	<input type="text"/>	0
<u>Management Occupations</u> 11-0000	<input type="text"/>	<input type="text"/>	<input type="text"/>	<input type="text"/>	<input type="text"/>	2	2
<u>Business and Financial Operations Occupations</u> 13-0000	<input type="text"/>	<input type="text"/>	<input type="text"/>	<input type="text"/>	<input type="text"/>	<input type="text"/>	0
<u>Computer, Engineering, and Science Occupations</u> 15-0000 + 17-0000 + 19-0000	<input type="text"/>	<input type="text"/>	<input type="text"/>	<input type="text"/>	<input type="text"/>	<input type="text"/>	0
<u>Community, Social Service, Legal, Arts, Design, Entertainment, Sports, and Media Occupations</u> 21-0000 + 23-0000 + 27-0000	<input type="text"/>	<input type="text"/>	<input type="text"/>	<input type="text"/>	<input type="text"/>	<input type="text"/>	0

<u>Healthcare Practitioners and Technical Occupations</u> 29-0000	<input type="text"/>	<input type="text"/>	<input type="text"/>	<input type="text"/>	<input type="text"/>	<input type="text"/>	0
Total	0	0	0	6	202	2	210
Total from prior year	0	0	0	1	223	0	224

Institution: Indiana University-South Bend (151342)

User ID: 88G2401

**Part F - Part-time Summary****Summary of Part-time Staff****As of November 1, 2014**

Occupational category	With Faculty status						Total
	Tenured	On Tenure Track	Not on Tenure Track			Without Faculty status	
			Multi-year, continuing, or at-will contract	Annual contract	Less-than- annual contract		
Primarily Instruction	0	0	0	0	202	0	202
Exclusively credit					202		202
Exclusively not-for-credit							0
Combined credit/not-for-credit							0
Instruction/research/public service staff							0
Research staff							0
Public Service staff							0
Archivists, Curators, and Museum Technicians 25-4010							0
Librarians 25-4020				6			6
Library Technicians 25-4030							0
Student and Academic Affairs and Other Education Services Occupations 25-2000 + 25-3000 + 25-9000							0
Management Occupations 11-0000						2	2
Business and Financial Operations Occupations 13-0000							0
Computer, Engineering, and Science Occupations 15-0000 + 17-0000 + 19-0000							0
Community, Social Service, Legal, Arts, Design, Entertainment, Sports, and Media Occupations 21-0000 + 23-0000 + 27-0000							0
Healthcare Practitioners and Technical Occupations 29-0000							0
							0

Service Occupations 31-0000 + 33-0000 + 35-0000 + 37-0000 + 39-0000		
Sales and Related Occupations 41-0000		0
Office and Administrative Support Occupations 43-0000		2
Natural Resources, Construction, and Maintenance Occupations 45-0000 + 47-0000 + 49-0000		0
Production, Transportation, and Material Moving Occupations 51-0000 + 53-0000		0
Total		212

Institution: Indiana University-South Bend (151342)

User ID: 88G2401

**Part H - New Hires, Full-time Instructional Staff by Tenure Status****Number of Newly Hired Full-time Permanent Instructional Staff****(Hired full-time between July 1 and October 31, 2014 and still on the payroll of the institution as of November 1, 2014)**

- Report Hispanic/Latino individuals of any race as Hispanic/Latino
- Report race for non-Hispanic/Latino individuals only
- Include Primarily Instruction and Instruction Combined with Research and Public Service

**Men**

Race/ethnicity	With <u>Faculty status</u>					Without Faculty status	Total
	<u>Tenured</u>	<u>On Tenure Track</u>	<u>Not on Tenure Track</u>				
			<u>Multi-year, continuing, or at-will contract</u>	<u>Annual contract</u>	<u>Less-than-annual contract</u>		
<u>Nonresident alien</u>	<input type="text"/>	<input type="text"/>	<input type="text"/>	<input type="text"/>	<input type="text"/>	<input type="text"/>	0
<u>Hispanic/Latino</u>	<input type="text"/>	<input type="text"/>	<input type="text"/>	<input type="text"/>	<input type="text"/>	<input type="text"/>	0
<u>American Indian or Alaska Native</u>	<input type="text"/>	<input type="text"/>	<input type="text"/>	<input type="text"/>	<input type="text"/>	<input type="text"/>	0
<u>Asian</u>	<input type="text"/>	<input type="text" value="2"/>	<input type="text"/>	<input type="text"/>	<input type="text"/>	<input type="text"/>	2
<u>Black or African American</u>	<input type="text" value="1"/>	<input type="text"/>	<input type="text"/>	<input type="text"/>	<input type="text"/>	<input type="text"/>	1
<u>Native Hawaiian or Other Pacific Islander</u>	<input type="text"/>	<input type="text"/>	<input type="text"/>	<input type="text"/>	<input type="text"/>	<input type="text"/>	0
<u>White</u>	<input type="text" value="1"/>	<input type="text" value="2"/>	<input type="text"/>	<input type="text"/>	<input type="text"/>	<input type="text"/>	3
Two or more races	<input type="text"/>	<input type="text"/>	<input type="text"/>	<input type="text"/>	<input type="text"/>	<input type="text"/>	0
<u>Race and ethnicity unknown</u>	<input type="text"/>	<input type="text"/>	<input type="text"/>	<input type="text"/>	<input type="text"/>	<input type="text"/>	0
<b>Total men</b>	2	4	0	0	0	0	6

**Women**

Race/ethnicity	With <u>Faculty status</u>					Without Faculty status	Total
	<u>Tenured</u>	<u>On Tenure Track</u>	<u>Not on Tenure Track</u>				
			<u>Multi-year, continuing, or at-will contract</u>	<u>Annual contract</u>	<u>Less-than-annual contract</u>		
Nonresident alien	<input type="text"/>	<input type="text"/>	<input type="text"/>	<input type="text"/>	<input type="text"/>	<input type="text"/>	0
Hispanic/Latino	<input type="text"/>	<input type="text"/>	<input type="text"/>	<input type="text"/>	<input type="text"/>	<input type="text"/>	0

American Indian or Alaska Native	<input type="text"/>	<input type="text"/>	<input type="text"/>	<input type="text"/>	<input type="text"/>	<input type="text"/>	<input type="text"/>	0
Asian	<input type="text"/>	<input type="text"/>	<input type="text"/>	<input type="text"/>	<input type="text"/>	<input type="text"/>	<input type="text"/>	0
Black or African American	<input type="text"/>	<input type="text"/>	<input type="text"/>	<input type="text"/>	<input type="text"/>	<input type="text"/>	<input type="text"/>	0
Native Hawaiian or Other Pacific Islander	<input type="text"/>	<input type="text"/>	<input type="text"/>	<input type="text"/>	<input type="text"/>	<input type="text"/>	<input type="text"/>	0
White	<input type="text"/>	<input type="text"/>	<input type="text" value="2"/>	<input type="text"/>	<input type="text"/>	<input type="text"/>	<input type="text"/>	2
Two or more races	<input type="text"/>	<input type="text"/>	<input type="text"/>	<input type="text"/>	<input type="text"/>	<input type="text"/>	<input type="text"/>	0
Race and ethnicity unknown	<input type="text"/>	<input type="text"/>	<input type="text"/>	<input type="text"/>	<input type="text"/>	<input type="text"/>	<input type="text"/>	0
<b>Total women</b>	0	0	2	0	0	0	0	2
<b>Total (men+women)</b>	2	4	2	0	0	0	0	8

Institution: Indiana University-South Bend (151342)

User ID: 88G2401

**Part H - New Hires, Full-time Staff by Occupational Category****Number of Newly Hired Full-time Staff****(Hired full-time between July 1 and October 31, 2014 and still on the payroll of the institution as of November 1, 2014)**

- Report Hispanic/Latino individuals of any race as Hispanic/Latino
- Report race for non-Hispanic/Latino individuals only

**Men**

Race/ethnicity	<u>Instructional Staff</u> (from Part H, screen 1)	<u>Research staff</u>	<u>Public Service staff</u>	<u>Library and Student and Academic Affairs and Other Education Services Occupations</u> 25-4000 + 25-2000 + 25-3000 + 25-9000
<u>Nonresident alien</u>	0	<input type="text"/>	<input type="text"/>	<input type="text"/>
<u>Hispanic/Latino</u>	0	<input type="text"/>	<input type="text"/>	<input type="text"/>
<u>American Indian or Alaska Native</u>	0	<input type="text"/>	<input type="text"/>	<input type="text"/>
<u>Asian</u>	2	<input type="text"/>	<input type="text"/>	<input type="text"/>
<u>Black or African American</u>	1	<input type="text"/>	<input type="text"/>	<input type="text"/>
<u>Native Hawaiian or Other Pacific Islander</u>	0	<input type="text"/>	<input type="text"/>	<input type="text"/>
<u>White</u>	3	<input type="text"/>	<input type="text"/>	<input type="text"/>
Two or more races	0	<input type="text"/>	<input type="text"/>	<input type="text"/>
<u>Race and ethnicity unknown</u>	0	<input type="text"/>	<input type="text"/>	<input type="text"/>
<b>Total men</b>	6	0	0	0

**Women**

Race/ethnicity	<u>Instructional Staff</u> (from Part H, screen 1)	<u>Research staff</u>	<u>Public Service staff</u>	<u>Library and Student and Academic Affairs and Other Education Services Occupations</u> 25-4000 + 25-2000 + 25-3000 + 25-9000
Nonresident alien	0	<input type="text"/>	<input type="text"/>	<input type="text"/>
Hispanic/Latino	0	<input type="text"/>	<input type="text"/>	<input type="text"/>
American Indian or Alaska Native	0	<input type="text"/>	<input type="text"/>	<input type="text"/>
Asian	0	<input type="text"/>	<input type="text"/>	<input type="text"/>
Black or African American	0	<input type="text"/>	<input type="text"/>	<input type="text"/>

Native Hawaiian or Other Pacific Islander	0	<input type="text"/>	<input type="text"/>	<input type="text"/>
White	2	<input type="text"/>	<input type="text"/>	<input type="text"/>
Two or more races	0	<input type="text"/>	<input type="text"/>	<input type="text"/>
Race and ethnicity unknown	0	<input type="text"/>	<input type="text" value="0"/>	<input type="text"/>
<b>Total women</b>	2	0	0	0
<b>Total (men+women)</b>	8	0	0	0



Institution: Indiana University-South Bend (151342)

User ID: 88G2401

**Part H - New Hires, Full-time Staff by Occupational Category****Number of Newly Hired Full-time Staff**

(Hired full-time between July 1 and October 31, 2014 and still on the payroll of the institution as of November 1, 2014)

- Report Hispanic/Latino individuals of any race as Hispanic/Latino
- Report race for non-Hispanic/Latino individuals only

**Men**

Race/ethnicity	<u>Management Occupations</u> 11-0000	<u>Business and Financial Operations Occupations</u> 13-0000	<u>Computer, Engineering, and Science Occupations</u> 15-0000 + 17-0000 + 19-0000	<u>Community, Social Service, Legal, Arts, Design, Entertainment, Sports, and Media Occupations</u> 21-0000 + 23-0000 + 27-0000	<u>Healthcare Practitioners and Technical Occupations</u> 29-0000
<u>Nonresident alien</u>	<input type="text"/>	<input type="text"/>	<input type="text"/>	<input type="text"/>	<input type="text"/>
<u>Hispanic/Latino</u>	<input type="text"/>	<input type="text"/>	<input type="text"/>	<input type="text"/>	<input type="text"/>
<u>American Indian or Alaska Native</u>	<input type="text"/>	<input type="text"/>	<input type="text"/>	<input type="text"/>	<input type="text"/>
<u>Asian</u>	<input type="text"/>	<input type="text"/>	<input type="text"/>	<input type="text"/>	<input type="text"/>
<u>Black or African American</u>	<input type="text"/>	<input type="text"/>	<input type="text"/>	<input type="text" value="1"/>	<input type="text"/>
<u>Native Hawaiian or Other Pacific Islander</u>	<input type="text"/>	<input type="text"/>	<input type="text"/>	<input type="text"/>	<input type="text"/>
<u>White</u>	<input type="text"/>	<input type="text" value="1"/>	<input type="text" value="2"/>	<input type="text" value="1"/>	<input type="text"/>
Two or more races	<input type="text"/>	<input type="text"/>	<input type="text"/>	<input type="text"/>	<input type="text"/>
<u>Race and ethnicity unknown</u>	<input type="text"/>	<input type="text"/>	<input type="text"/>	<input type="text"/>	<input type="text"/>
<b>Total men</b>	0	1	2	2	0

**Women**

Race/ethnicity	<u>Management Occupations</u> 11-0000	<u>Business and Financial Operations Occupations</u> 13-0000	<u>Computer, Engineering, and Science Occupations</u> 15-0000 + 17-0000 + 19-0000	<u>Community, Social Service, Legal, Arts, Design, Entertainment, Sports, and Media Occupations</u> 21-0000 + 23-0000 + 27-0000	<u>Healthcare Practitioners and Technical Occupations</u> 29-0000
Nonresident alien	<input type="text"/>	<input type="text"/>	<input type="text"/>	<input type="text"/>	<input type="text"/>
Hispanic/Latino	<input type="text"/>	<input type="text"/>	<input type="text"/>	<input type="text"/>	<input type="text"/>

American Indian or Alaska Native	<input type="text"/>	<input type="text"/>	<input type="text"/>	<input type="text"/>	<input type="text"/>
Asian	<input type="text"/>	<input type="text"/>	<input type="text"/>	<input type="text"/>	<input type="text"/>
Black or African American	<input type="text"/>	<input type="text"/>	<input type="text"/>	<input type="text"/>	<input type="text"/>
Native Hawaiian or Other Pacific Islander	<input type="text"/>	<input type="text"/>	<input type="text"/>	<input type="text"/>	<input type="text"/>
White	<input type="text" value="2"/>	<input type="text" value="1"/>	<input type="text"/>	<input type="text" value="1"/>	<input type="text"/>
Two or more races	<input type="text"/>	<input type="text"/>	<input type="text"/>	<input type="text"/>	<input type="text"/>
Race and ethnicity unknown	<input type="text"/>	<input type="text"/>	<input type="text"/>	<input type="text"/>	<input type="text"/>
<b>Total women</b>	<b>2</b>	<b>1</b>	<b>0</b>	<b>1</b>	<b>0</b>
<b>Total (men+women)</b>	<b>2</b>	<b>2</b>	<b>2</b>	<b>3</b>	<b>0</b>

Institution: Indiana University-South Bend (151342)

User ID: 88G2401

**Part H - New Hires, Full-time Staff by Occupational Category****Number of Newly Hired Full-time Staff**

(Hired full-time between July 1 and October 31, 2014 and still on the payroll of the institution as of November 1, 2014)

- Report Hispanic/Latino individuals of any race as Hispanic/Latino
- Report race for non-Hispanic/Latino individuals only

**Men**

Race/ethnicity	<u>Service Occupations</u> 31-0000 + 33-0000 + 35-0000 + 37-0000 + 39-0000	<u>Sales and Related Occupations</u> 41-0000	<u>Office and Administrative Support Occupations</u> 43-0000	<u>Natural Resources, Construction, and Maintenance Occupations</u> 45-0000 + 47-0000 + 49-0000	<u>Production, Transportation, and Material Moving Occupations</u> 51-0000 + 53-0000	<b>Grand Total (All full-time new hires)</b>
<u>Nonresident alien</u>	<input type="text"/>	<input type="text"/>	<input type="text"/>	<input type="text"/>	<input type="text"/>	0
<u>Hispanic/Latino</u>	<input type="text"/>	<input type="text"/>	<input type="text"/>	<input type="text"/>	<input type="text"/>	0
<u>American Indian or Alaska Native</u>	<input type="text"/>	<input type="text"/>	<input type="text"/>	<input type="text"/>	<input type="text"/>	0
<u>Asian</u>	<input type="text"/>	<input type="text"/>	<input type="text"/>	<input type="text"/>	<input type="text"/>	2
<u>Black or African American</u>	<input type="text"/>	<input type="text"/>	<input type="text"/>	<input type="text"/>	<input type="text"/>	2
<u>Native Hawaiian or Other Pacific Islander</u>	<input type="text"/>	<input type="text"/>	<input type="text"/>	<input type="text"/>	<input type="text"/>	0
<u>White</u>	<input type="text"/>	<input type="text"/>	<input type="text"/>	<input type="text"/>	<input type="text"/>	7
Two or more races	<input type="text"/>	<input type="text"/>	<input type="text"/>	<input type="text"/>	<input type="text"/>	0
<u>Race and ethnicity unknown</u>	<input type="text"/>	<input type="text"/>	<input type="text"/>	<input type="text"/>	<input type="text"/>	0
<b>Total men</b>	0	0	0	0	0	11

**Women**

Race/ethnicity	<u>Service Occupations</u> 31-0000 + 33-0000 + 35-0000 + 37-0000 + 39-0000	<u>Sales and Related Occupations</u> 41-0000	<u>Office and Administrative Support Occupations</u> 43-0000	<u>Natural Resources, Construction, and Maintenance Occupations</u> 45-0000 +	<u>Production, Transportation, and Material Moving Occupations</u> 51-0000 + 53-0000	<b>Grand Total (All full-time new hires)</b>
----------------	---	---	---	--	--	--

				47-0000 + 49-0000		
Nonresident alien	<input type="text"/>	<input type="text"/>	<input type="text"/>	<input type="text"/>	<input type="text"/>	0
Hispanic/Latino	<input type="text"/>	<input type="text"/>	<input type="text"/>	<input type="text"/>	<input type="text"/>	0
American Indian or Alaska Native	<input type="text"/>	<input type="text"/>	<input type="text"/>	<input type="text"/>	<input type="text"/>	0
Asian	<input type="text"/>	<input type="text"/>	<input type="text"/>	<input type="text"/>	<input type="text"/>	0
Black or African American	<input type="text"/>	<input type="text"/>	<input type="text"/>	<input type="text"/>	<input type="text"/>	0
Native Hawaiian or Other Pacific Islander	<input type="text"/>	<input type="text"/>	<input type="text"/>	<input type="text"/>	<input type="text"/>	0
White	<input type="text"/>	<input type="text"/>	<input type="text" value="1"/>	<input type="text"/>	<input type="text"/>	7
Two or more races	<input type="text"/>	<input type="text"/>	<input type="text"/>	<input type="text"/>	<input type="text"/>	0
Race and ethnicity unknown	<input type="text"/>	<input type="text"/>	<input type="text"/>	<input type="text"/>	<input type="text"/>	0
<b>Total women</b>	0	0	1	0	0	7
<b>Total (men+women)</b>	0	0	1	0	0	18

Institution: Indiana University-South Bend (151342)

User ID: 88G2401

**Human Resources Survey Evaluation**

Were any staff members difficult to categorize? If so, please explain in the box below.

A large, empty text input box with a vertical scrollbar on the right side and horizontal scrollbars at the bottom. The box is currently empty, indicating that no text has been entered yet.

Institution: Indiana University-South Bend (151342)

User ID: 88G2401

**Prepared by**

<b>This survey component was prepared by:</b>					
<input type="radio"/>	Keyholder	<input type="radio"/>	SFA Contact	<input type="radio"/>	HR Contact
<input type="radio"/>	Finance Contact	<input type="radio"/>	Academic Library Contact	<input type="radio"/>	Other
Name:	<input type="text"/>				
Email:	<input type="text"/>				
How long did it take to prepare this survey component?					
		<input type="text"/>	hours	<input type="text"/>	minutes
<p>The name of the preparer is being collected so that we can follow up with the appropriate person in the event that there are questions concerning the data. The Keyholder will be copied on all email correspondence to other preparers.</p> <p>The time it took to prepare this component is being collected so that we can continue to improve our estimate of the reporting burden associated with IPEDS. Please include in your estimate the time it took for you to review instructions, query and search data sources, complete and review the component, and submit the data through the Data Collection System.</p> <p>Thank you for your assistance.</p>					

Institution: Indiana University-South Bend (151342)

User ID: 88G2401

**Summary****Human Resources Component Summary**

IPEDS collects important information regarding your institution. All data reported in IPEDS survey components become available in the IPEDS Data Center and appear as aggregated data in various Department of Education reports. Additionally, some of the reported data appears specifically for your institution through the College Navigator website and is included in your institution's Data Feedback Report (DFR). The purpose of this summary is to provide you an opportunity to view some of the data that, when accepted through the IPEDS quality control process, will appear on the College Navigator website and/or your DFR. College Navigator is updated approximately three months after the data collection period closes and Data Feedback Reports will be available through the [Data Center](#) and sent to your institution's CEO in November 2015.

Please review your data for accuracy. If you have questions about the data displayed below after reviewing the data reported on the survey screens, please contact the IPEDS Help Desk at: 1-877-225-2568 or [ipedshelp@rti.org](mailto:ipedshelp@rti.org).

<b>Number of staff by employment status and occupational category: Fall 2014</b>			
<b>Occupational category</b>	<b>Reported values</b>		<b>FTE staff</b>
	<b>Number of full-time staff</b>	<b>Number of part-time staff</b>	
<b>Total number of staff</b>	553	212	624
Instructional Staff	267	202	334
Primary Instruction	267	202	334
Exclusively credit	267	202	334
Exclusively not-for-credit	0	0	0
Combined credit/not-for-credit	0	0	0
Instruction/research/public service	0	0	0
Research Staff	2	0	2
Public Service Staff	0	0	0
Library and Student and Academic Affairs and Other Education Services Occupations SOC	11	6	13
Librarians, Curators, and Archivists SOC 25-4000	10	6	12
Archivists, Curators, and Museum Technicians SOC 25-4010	0	0	0
Librarians SOC 25-4020	10	6	12
Library Technicians SOC 25-4030	0	0	0
Student and Academic Affairs and Other Education Services Occupations SOC 25-2000 + 25-3000 + 25-9000	1	0	1
Management Occupations SOC 11-0000	68	2	69
	6	0	6

Business and Financial Operations Occupations SOC 13-0000			
Computer, Engineering, and Science Occupations SOC 15-0000 + 17-0000 + 19-0000	27	0	27
Community, Social Service, Legal, Arts, Design, Entertainment, Sports and Media Occupations SOC 21-0000 + 23-0000 + 27-0000	28	0	28
Healthcare Practitioners and Technical Occupations SOC 29-0000	1	0	1
Service Occupations SOC 31-0000 + 33-0000 + 35-0000 + 37-0000 + 39-0000	48	0	48
Sales and Related Occupations SOC 41-0000	0	0	0
Office and Administrative Support Occupations SOC 43-0000	80	2	81
Natural Resources, Construction, and Maintenance Occupations SOC 45-0000 + 47-0000 + 49-0000	15	0	15
Production, Transportation, and Material Moving Occupations SOC 51-0000 + 53-0000	0	0	0

NOTE: Full-time-equivalent (FTE) staff is calculated by summing the total number of full-time staff and adding one-third of the total number of part-time staff. Graduate assistants are not included in the above figures. Many of the FTE figures may be included in the DFR.

**Salaries of full-time instructional staff by contract length and academic rank:  
Academic year 2014-15**

Academic rank	Months Covered by Annual Salary				Total Staff for Salary reporting	Total Number of Months	Salary Outlays	Weighted Average Monthly Salaries
	12 months	11 months	10 months	9 months				
<b>All Ranks</b>	14		253		267	2,698	\$15,557,739	\$5,766
Professor	2		34		36	364	\$2,811,642	\$7,724
Associate professor	1		81		82	822	\$5,213,982	\$6,343
Assistant professor	2		70		72	724	\$4,177,516	\$5,770
Instructor								
Lecturer	9		68		77	788	\$3,354,599	\$4,257
No academic rank								

NOTE: The above data are based on the Salary Outlays part of the IPEDS HR component. The Weighted average monthly salaries of full-time instructional staff by academic rank are calculated by adding the salary outlays reported for Men plus Women by academic rank, then dividing the sum by the "Total Number of Months" for Men plus Women by academic rank. Salaries of full-time instructional staff paid less than 9 months per year are not collected. Also, salaries of medical school staff are not collected. The weighted average monthly salaries may be included in the DFR.



Institution: Indiana University-South Bend (151342)  
Edit Report

User ID: 88G2401

**Human Resources**

Indiana University-South Bend (151342)

**There are no errors for the selected survey and institution.**