

Student Financial Aid 2021-22

Institution: Indiana University-East (151388)

User ID: 88G2401

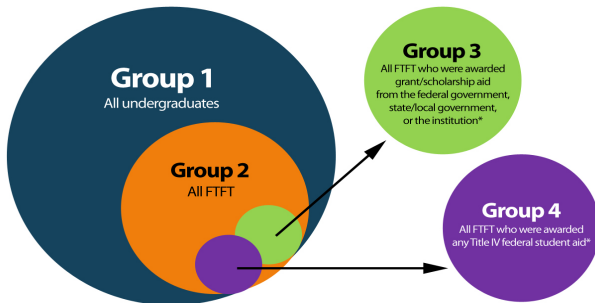
Overview

IPEDS Student Financial Aid Component Overview - Public Academic Reporters

Welcome to the Student Financial Aid (SFA) component. The purpose of the SFA component is to collect information about financial aid provided to various groups of undergraduate students and military/veteran educational benefits for all students at your institution.

Data Reporting Reminders:

- Report data to accurately reflect the time period corresponding with the IPEDS survey component, even if such reporting is seemingly inconsistent with prior-year reporting. For example, if a summer term began later than usual due to Coronavirus Pandemic postponements, continue to report using the timeframes as defined in the IPEDS instructions. NCES expects that some data reported during the 2021-22 data collection year will vary from established prior trends due to the impacts of Coronavirus Pandemic. If an error edit is triggered even when submitting accurate data, please indicate in the corresponding context box or verbally to the Help Desk that the seemingly inconsistent data are accurate and reflect the effects of Coronavirus Pandemic.
- Undergraduate Student Groups
 You will be asked to report information for different groups of students.
 - Group 1: All undergraduate students
 - Group 2: Of Group 1, full-time, first-time degree/certificate-seeking students (FTFT)
 - Group 3: Of Group 2, FTFT students who paid the in-state/in-district tuition rate and were awarded any grant/scholarship aid from the federal government, state/local government, or the institution
 - Group 4: Of Group 2, FTFT students who paid the in-state/in-district tuition rate and were awarded any Title IV federal student aid



*For public institutions, include only those students paying the in-state or in-district tuition rate. For program reporters, include only those students enrolled in the institution's largest program.

- COA Revisions
 Revisions to Cost of Attendance (COA) used to calculate the net price of attendance can be made in this component. Consult the instructions and screens to make sure you are reporting the correct aid amounts for the correct groups of students.
- College Affordability and Transparency Lists
 Net price amounts calculated in SFA will be used to populate the U.S. Department of Education's College Affordability and Transparency lists.
- Interactive Edits and Error Messages
 SFA contains interactive edits that will check for blank fields, invalid values, or values that fall outside expected ranges. Some error messages will require you to confirm or explain the values that you entered. Some error messages are fatal and will require you to contact the IPEDS Help Desk at (877) 225-2568 for resolution.
- Context Boxes
 You will find optional text boxes throughout SFA. Context boxes allow you to provide more information about the data you enter. Some of these context boxes may be made available to the public on College Navigator, so make sure that the information you enter can be understood easily by students, parents, and the general public.

Changes to reporting for 2021-22:

There is a new FAQ about reporting financial aid awards for students who attend in the summer.

Resources:

- To download the survey materials for this component: [Survey Materials](#)
- To access your prior year data submission for this component: [Reported Data](#)

If you have questions about completing this survey, please contact the IPEDS Help Desk at 1-877-225-2568.


Institution: Indiana University-East (151388)

Section 1: Part A

Part A - Establish Your Groups

Reporting Reminders:

- Part A establishes the number of students in various groups. Note that the numbers on this screen will be carried forward to other parts of the Student Financial Aid component.
- In the fields below, report the number of students in each of the following groups.

		 Fall 2020	YOUR PRIOR YEAR DATA Fall 2019
01	Group 1 All <u>undergraduate</u> students	<input type="text" value="3,200"/>	3,500
02	Group 2 Of those in Group 1, those who are <u>full-time</u> , <u>first-time</u> degree/certificate-seeking	<input type="text" value="348"/>	417
02a	Of those in Group 2, those who were awarded any <u>Federal Work Study</u> , <u>loans to students</u> , or grant or scholarship aid from the federal government, state/local government, the institution, or other sources known to the institution	<input type="text" value="311"/>	386
02b	Of those in Group 2, those who were awarded any <u>loans to students</u> or grant or scholarship aid from the federal government, state/local government, or the institution	<input type="text" value="294"/>	374
03	Group 3 Of those in Group 2, those who paid the in-state or in-district tuition rate and who were awarded grant or scholarship aid from the federal government, state/local government, or the institution	<input type="text" value="231"/>	297
04	Group 4 Of those in Group 2, those who paid the in-state or in-district tuition rate and who were awarded any <u>Title IV federal student aid</u>	<input type="text" value="212"/>	288

Institution: Indiana University-East (151388)

Section 1: Part B

Part B - Enter Information About Group 1

Reporting Reminders:

- Group 1 students are **ALL undergraduate** students (including first-time students) enrolled in Fall 2020.
- For this part, report:

For These Students	The Following Type(s) of Aid	Awarded in This Period
<ul style="list-style-type: none"> All undergraduate students enrolled in Fall 2020 	<ul style="list-style-type: none"> Grant or scholarship aid from: <ul style="list-style-type: none"> federal government state/local government the institution other sources known to the institution Loans to students from: <ul style="list-style-type: none"> the federal government 	<ul style="list-style-type: none"> Any time during academic year 2020-21

- In the fields below, report the number of Group 1 students and the total amount of aid awarded to these students for each type of aid.

Information from Part A	Fall 2020
Group 1: All undergraduate students (This number is carried forward from Part A, Line 01.)	3,200

Aid Type	2020-21			
	Number of Group 1 students who were awarded aid	Percentage of Group 1 students who were awarded aid	Total amount of aid awarded to Group 1 students	Average amount of aid awarded to Group 1 students
01 Grant or scholarship aid from the federal government, state/local government, the institution, and other sources known to the institution (Do NOT include federal student loans)	1,917	60	12,754,317	6,653
02 Pell Grants	1,156	36	4,666,201	4,037
03 Federal student loans	1,205	38	8,138,914	6,754

You may use the box below to provide additional context for the data you have reported above. Context notes will be posted on the College Navigator website. Therefore, you should write all context notes using proper grammar (e.g., complete sentences with punctuation) and common language that can be easily understood by students and parents (e.g., spell out acronyms).

Non-applicable ▼

Section 1: Part C, Page 1

Part C, Page 1 - Enter Information about Group 2

Reporting Reminders:

- Group 2 students are all full-time, first-time degree/certificate-seeking undergraduate students enrolled in Fall 2020.
- In the fields below, report the number of Group 2 students paying in-district, in-state, and out-of-state tuition rates. If your institution does not offer different rates, report all students as paying in-state tuition rates.

Information from Part A	Fall 2020
Group 2: Full-time, first-time degree/certificate-seeking undergraduates (This number is carried forward from Part A, Line 02)	348

Group 2 students:		Fall 2020		YOUR PRIOR YEAR DATA	
		Fall 2020		Fall 2019	
		Number of Group 2 students	Percentage of Group 2 students	Percentage of Group 2 students	
01	01a	<u>paying in-district tuition rates</u>	<input type="text" value="0"/>	0	0
	01b	<u>paying in-state tuition rates</u>	<input type="text" value="311"/>	89	93
	01c	<u>paying out-of-state tuition rates</u>	<input type="text" value="37"/>	11	7
	01d	Unknown (calculated value) This value is calculated using the following formula: [A02-(C01a+C01b+C01c)]	0	0	0

Institution: Indiana University-East (151388)

Section 1: Part C, Page 2

Part C, Page 2 - Enter Information about Group 2

Reporting Reminders:

- Part C includes financial aid information about Group 2. Group 2 students are all full-time, first-time degree/certificate-seeking undergraduate students enrolled in Fall 2020.
- For this part, report:

For These Students	The Following Type(s) of Aid	Awarded in This Period
<ul style="list-style-type: none"> Full-time, first-time degree/certificate-seeking undergraduate students enrolled in Fall 2020 	<ul style="list-style-type: none"> Grant or scholarship aid from: <ul style="list-style-type: none"> federal government state/local government the institution Loans to students from: <ul style="list-style-type: none"> the federal government other sources, including private or other loans Do not include: <ul style="list-style-type: none"> grant or scholarship aid from private or other sources PLUS loans or loans made to anyone other than the student 	<ul style="list-style-type: none"> Any time during academic year 2020-21 For program reporters, this is the aid year period from July 1, 2020 through June 30, 2021.

- In the fields below, report the number of Group 2 students and the total amount of aid awarded to these students for each type of aid. Enter unduplicated student counts within a category (e.g., Pell Grants). However, a student can appear in more than one aid category.

Information from Part A	Fall 2020
Group 2: Full-time, first-time degree/certificate-seeking undergraduates (This number is carried forward from Part A, Line 02)	348
Group 2a: (This number is carried forward from Part A, Line 02a) <ul style="list-style-type: none"> Of those in Group 2, those who were awarded: <ul style="list-style-type: none"> Federal Work Study Loans to students Grant or scholarship aid from the federal government, state/local government, or the institution Other sources known to the institution 	311
Group 2b (This number is carried forward from Part A, Line 02b) <ul style="list-style-type: none"> Of those in Group 2, those who were awarded: <ul style="list-style-type: none"> Loans to students Grant or scholarship aid from the federal government, state/local government, or the institution 	294
Group 3 (This number is carried forward from Part A, Line 03) <ul style="list-style-type: none"> Of those in Group 2, those who Paid the in-state or in-district tuition rate and were awarded: <ul style="list-style-type: none"> Grant or scholarship aid from the federal government, state/local government, or the institution 	231

Aid Type		Fall 2020				YOUR PRIOR YEAR DATA
		Number of Group 2 students who were awarded aid	Percentage of Group 2 students who were awarded aid	Total amount of aid awarded to Group 2 students	Average amount of aid awarded to Group 2 students	Fall 2019
						Average amount of aid awarded to Group 2 students
01	Grants or scholarships from the federal government, state/local government, or the institution	262	75	2,131,840	8,137	8,284
02	<u>Federal grants</u>	173	50	852,692	4,929	5,054
02a	<u>Pell Grants</u>	170	49	739,842	4,352	4,691
02b	<u>Other federal grants</u>	144	41	112,850	784	795
03	<u>State/local government grants or scholarships</u> (includes <u>fellowships</u> /tuition waivers/exemptions)	124	36	634,141	5,114	5,289
04	<u>Institutional grants or scholarships</u> (includes <u>fellowships</u> /tuition waivers/exemptions)	135	39	645,007	<input checked="" type="checkbox"/> 4,778	3,306
05	<u>Loans to students</u>	121	35	581,820	4,808	4,738
05a	Federal loans	121	35	543,014	4,488	4,617
05b	Other loans (including private loans)	6	2	38,806	<input checked="" type="checkbox"/> 6,468	4,722

You may use the box below to provide additional context for the data you have reported above. Context notes will be posted on the College Navigator website. Therefore, you should write all context notes using proper grammar (e.g., complete sentences with punctuation) and common language that can be easily understood by students and parents (e.g., spell out acronyms).

Non-applicable

Institution: Indiana University-East (151388)

Section 1: Comparison Chart

Comparison Chart

Reporting Reminders:

- Based on the information reported on the previous screens for Group 1 (all undergraduates) and Group 2 (full-time, first-time degree/certificate-seeking undergraduates), this comparison chart seeks to help institutions check their reported data. Assuming that the information on Groups 1 and 2 is correct, then the calculated fields for 'All Other Undergraduates' should be the balance (Group 1 minus Group 2). If the balance does not check with your institution's calculations, please correct your reported numbers for Groups 1 and 2 before moving forward with the completion of the SFA survey component.

Note:

- Data for the 'All Other Undergraduates' will appear in the IPEDS Data Center for data users, but not in College Navigator.

		Number of students	Pell grants	Federal Student Loans
01	Group 1 (all undergraduates)	3,200		
02	Number of students who were awarded aid		1,156	1,205
03	Percentage who were awarded aid		36	38
04	Total amount of aid awarded		4,666,201	8,138,914
05	Average amount of aid awarded		4,037	6,754
06	Group 2 (Full-time, first-time undergraduates)	348		
07	Number of students who were awarded aid		170	121
08	Percentage who were awarded aid		49	35
09	Total amount of aid awarded		739,842	543,014
10	Average amount of aid awarded		4,352	4,488
11	All other undergraduates (Line 01 - Line 06)	2,852		
12	Number of students who were awarded aid (Line 02 - Line 07)		986	1,084
13	Percentage who were awarded aid (Line 12 / Line 11)		35	38
14	Total amount of aid awarded (Line 04 - Line 09)		3,926,359	7,595,900
15	Average amount of aid awarded (Line 14 / Line 12)		3,982	7,007

Institution: Indiana University-East (151388)

Section 1: Cost of Attendance

Cost of attendance for full-time, first-time undergraduate students

Reporting Reminders:

- Please enter the amounts requested below. These data will be made available to the public on College Navigator. If your institution participates in any Title IV programs (Pell, Stafford, etc.), you must complete all information.
- Estimates of expenses for books and supplies, room and board, and other expenses are those from the **Cost of Attendance report** used by the financial aid office in determining financial need. Please talk to your financial aid office to get these numbers to ensure that you are reporting correctly.
- These numbers are carried forward from Institutional Characteristics and should only be changed if an error was made in the reporting.

Charges for full academic year	2018-19	2019-20	2020-21
Published <u>tuition</u> and <u>required fees</u>:			
<u>In-district</u>			
Tuition	6,727	6,895	7,067
Required fees	617	632	648
Tuition + fees total	7,344	7,527	7,715
<u>In-state</u>			
Tuition	6,727	6,895	7,067
Required fees	617	632	648
Tuition + fees total	7,344	7,527	7,715
<u>Out-of-state</u>			
Tuition	18,783	19,346	19,926
Required fees	617	632	648
Tuition + fees total	19,400	19,978	20,574
<u>Books and supplies</u>			
	868	1,110	930
<u>Off-campus (not with family):</u>			
<u>Room and board</u>	7,382	7,932	8,040
<u>Other expenses</u>	4,010	4,064	4,076
Room and board and other expenses	11,392	11,996	12,116
<u>Off-campus (with family):</u>			
<u>Other expenses</u>	4,010	4,064	1,558

Institution: Indiana University-East (151388)

Section 1: Part D

Part D - Enter Information about Group 3

Reporting Reminders:

- Group 3 students are all full-time, first-time degree/certificate-seeking undergraduate students enrolled in Fall 2020 who paid the in-state or in-district tuition rate and who were awarded grant or scholarship aid from the following sources: the federal government, state/local government, or the institution. The information you report in this part will be used in Part F to calculate average institutional net price.
- For this part, report:

For These Students	The Following Type(s) of Aid	Awarded in This Period
<ul style="list-style-type: none"> Full-time, first-time degree/certificate-seeking undergraduate students enrolled in Fall 2020 who paid the in-state or in-district tuition rate and who were awarded grant or scholarship aid from the following sources: the federal government, state/local government, or the institution Do not include students who were awarded only grant or scholarship aid from private or other sources, or students who were awarded only non-grant aid 	<ul style="list-style-type: none"> Grant or scholarship aid from: <ul style="list-style-type: none"> federal government state/local government the institution Do not include grant or scholarship aid from private or other sources 	<ul style="list-style-type: none"> Any time during academic year 2020-21

- In the fields below, report the number of Group 3 students with each type of living arrangement and the total amount of grant or scholarship aid from the federal government, state/local government, or the institution awarded to these students.

Information from Part A:		YOUR PRIOR YEAR DATA 2018-2019	YOUR PRIOR YEAR DATA 2019-2020	2020-2021
Group 3 Full-time, first-time degree/certificate-seeking undergraduate students who paid the in-state or in-district tuition rate and who were awarded grant or scholarship aid from the following sources: the federal government, state/local government, or the institution (This number is carried forward from Part A, Line 03)		316	297	231
01	Report the number of Group 3 students with the following living arrangements:	YOUR PRIOR YEAR DATA	YOUR PRIOR YEAR DATA	
		2018-19	2019-20	2020-21
01b	<u>Off-campus (with family).</u>	190	161	126
01c	<u>Off-campus (not with family).</u>	126	136	105
01d	Unknown (calculated) This value is calculated using the following formula: [A03-(D01a+D01b+D01c)]	0	0	0
02	Report the total amount of grant or scholarship aid from the federal government, state/local government, or the institution awarded to Group 3 students	2,545,365	2,274,367	1,593,796
03	Average grant or scholarship aid from the federal government, state/local government, or the institution awarded to Group 3 students (calculated value). This value is calculated using the following formula: [D02/A03]	8,055	7,658	6,900

The notes below provide context for the data you've reported above and **may** be posted on the College Navigator website. Choose one option that best explains your data or choose "Non-applicable" if you do not wish to provide context notes. If none of the options provided explain your institution's data, then choose "Other" and write your own context notes. Therefore, you should write all context notes using proper grammar (e.g., complete sentences with punctuation) and common language that can be easily understood by students and parents (e.g., spell out acronyms).

Non-applicable ▼

Section 1: Part E

Part E – Enter Information about Group 4

Reporting Reminders:

- Part E includes financial aid information about Group 4, undergraduate students enrolled in Fall 2020 who paid the in-state or in-district tuition rate and who were awarded any Title IV federal student aid, including federal grants or federal student loans. The information you report in this part will be used in Part G to calculate average institutional net price by income level.
- For this part, report:

For These Students	The Following Type(s) of Aid	Awarded in This Period
<ul style="list-style-type: none"> Full-time, first-time degree/certificate-seeking undergraduate students enrolled in Fall 2020 who paid the in-state or in-district tuition rate and who were awarded any Title IV federal student aid 	<ul style="list-style-type: none"> Grant or scholarship aid from: <ul style="list-style-type: none"> federal government state/local government the institution Do not include: <ul style="list-style-type: none"> grant or scholarship aid from private or other sources loan amounts Federal Work Study amounts 	<ul style="list-style-type: none"> Any time during academic year 2020-21

- In the fields below, report the number of Group 4 students with each type of living arrangement and the total amount of grant or scholarship aid from the federal government, state/local government, or the institution awarded to these students by income level.


Information from Part A:		2018-19	2019-20	2020-21
Group 4 Full-time, first-time degree/certificate-seeking undergraduate students who paid the in-state or in-district tuition rate and who were awarded any Title IV federal student aid (This number is carried forward from Part A, Line 04)		307	288	212
01	Report the number of Group 4 students with the following living arrangements:	YOUR PRIOR YEAR DATA	YOUR PRIOR YEAR DATA	
		2018-19	2019-20	2020-21
01b	Off-campus (with family)	184	163	122
01c	Off-campus (not with family)	123	125	90
01d	Unknown (calculated) This value is calculated using the formula: [A04-(E01a+E01b+E01c)]	0	0	0

		Number of students who were awarded any Title IV aid (Group 4)	Of those in Column 1, the number who were awarded any grant or scholarship aid from the following sources: the federal government, state/local government, or the institution	Of those in Column 1, the total amount of grant or scholarship aid awarded from the following sources: the federal government, state/local government, or the institution	i Average amount of federal, state/local, and institutional grant or scholarship aid awarded to Group 4 students
2018-19					
		Col. 1	Col. 2	Col. 3	Col. 4
02	Income level				
02a	\$0-30,000	104	104	1,202,037	11,558
02b	\$30,001-48,000	57	57	580,125	10,178
02c	\$48,001-75,000	68	58	371,106	5,457
02d	\$75,001-110,000	51	34	102,458	2,009
02e	\$110,001 and more	27	14	33,928	1,257
02f	Total all income levels	307	267	2,289,654	7,458

2019-20					
		Col. 1	Col. 2	Col. 3	Col. 4
03	Income level				
03a	\$0-30,000	101	101	1,073,410	10,628
03b	\$30,001-48,000	57	56	530,825	9,313
03c	\$48,001-75,000	61	52	316,508	5,189
03d	\$75,001-110,000	38	18	35,951	946
03e	\$110,001 and more	31	10	18,598	600
03f	Total all income levels	288	237	1,975,292	6,859

2020-21					
		Col. 1	Col. 2	Col. 3	Col. 4
04	i Income level				
04a	\$0-30,000	63	63	605,362	9,609

04b	\$30,001-48,000	<input type="text" value="49"/>	<input type="text" value="48"/>	<input type="text" value="443,028"/>	9,041
04c	\$48,001-75,000	<input type="text" value="40"/>	<input type="text" value="36"/>	<input type="text" value="254,739"/>	6,368
04d	\$75,001-110,000	<input type="text" value="42"/>	<input type="text" value="27"/>	<input type="text" value="72,937"/>	1,737
04e	\$110,001 and more	<input type="text" value="18"/>	<input type="text" value="8"/>	<input type="text" value="9,617"/>	534
04f	Total all income levels	<input checked="" type="checkbox"/> 212	182	<input checked="" type="checkbox"/> 1,385,683	6,536

 The notes below provide context for the data you've reported above and **may** be posted on the College Navigator website. Choose one option that best explains your data or choose "Non-applicable" if you do not wish to provide context notes. If none of the options provided explain your institution's data, then choose "Other" and write your own context notes. Therefore, you should write all context notes using proper grammar (e.g., complete sentences with punctuation) and common language that can be easily understood by students and parents (e.g., spell out acronyms).

Non-applicable ▼

Section 1: Part F


Part F – Net Price Calculation for Group 3

Note:

- The following net price calculation is based on information that your institution reported in the Institutional Characteristics component and the Student Financial Aid component. For more information about the data your institution reported in the Institutional Characteristics component, please contact your institution's IPEDS Keyholder.

Components of cost of attendance		YOUR PRIOR YEAR DATA	YOUR PRIOR YEAR DATA	2020-21
		2018-19	2019-20	
01	Published <u>tuition</u> and <u>required fees</u> (lower of in-district or in-state)	7,344	7,527	7,715
02	<u>Books and supplies</u>	868	1,110	930
03	<u>Room and board</u> and <u>other expenses</u> by living arrangement			
	03b <u>Off-campus (with family)</u>	4,010	4,064	1,558
	03c <u>Off-campus (not with family)</u>	11,392	11,996	12,116
04	Number of Group 3 students by living arrangement			
	04b <u>Off-campus (with family)</u>	190	161	126
	04c <u>Off-campus (not with family)</u>	126	136	105
	04d Unknown	0	0	0
05	Weighted average for room and board and other expenses by living arrangement (excluding unknown values) See instructions for the formula for this calculation	6,953	7,696	6,357
06	Total cost of attendance This value is calculated using the following formula: [F01+F02+F05]	15,165	16,333	15,002
07	Average amount of grant or scholarship aid awarded to Group 3 students from the following sources: the federal government, state/local government, and the institution	8,055	7,658	6,900
08	Average institutional <u>net price</u> for Group 3 students This value is calculated using the following formula: [F06-F07]	7,110	8,675	8,102

As required by the *Higher Education Act, as amended (2008)*, these amounts will be posted on the U.S. Department of Education's College Navigator website and used in the U.S. Department of Education's College Affordability and Transparency Lists.

 The notes below provide context for the data you've reported above and **may** be posted on the College Navigator website. Choose one option that best explains your data or choose "Non-applicable" if you do not wish to provide context notes. If none of the options provided explain your institution's data, then choose "Other" and write your own context notes. Therefore, you should write all context notes using proper grammar (e.g., complete sentences with punctuation) and common language that can be easily understood by students and parents (e.g., spell out acronyms).

Non-applicable ▼

Section 1: Part G

Part G – Net Price Calculation for Group 4

Note:

- The following net price calculation is based on information that your institution reported in the Institutional Characteristics component and the Student Financial Aid component. For more information about the data your institution reported in the Institutional Characteristics component, please contact your institution's IPEDS Keyholder.

Components of cost of attendance		YOUR PRIOR YEAR DATA	YOUR PRIOR YEAR DATA	2020-21
		2018-19	2019-20	
01	Published <u>tuition</u> and <u>required fees</u> (lower of in-district or in-state)	7,344	7,527	7,715
02	<u>Books and supplies</u>	868	1,110	930
03	<u>Room and board</u> and <u>other expenses</u> by living arrangement			
	03b <u>Off-campus (with family)</u>	4,010	4,064	1,558
	03c <u>Off-campus (not with family)</u>	11,392	11,996	12,116
04	Number of Group 4 students by living arrangement			
	04b <u>Off-campus (with family)</u>	184	163	122
	04c <u>Off-campus (not with family)</u>	123	125	90
	04d Unknown	0	0	0
05	Weighted average for room and board and other expenses by living arrangement (excluding unknown values) See instructions for the formula for this calculation	6,968	7,507	6,040
06	Total cost of attendance by income level This value is calculated using the following formula: [G01+G02+G05]	15,180	16,144	14,685
07	Average amount of grant or scholarship aid awarded to Group 4 students from the following sources: the federal government, state/local government, and the institution	7,458	6,859	6,536
	07a \$0-30,000	11,558	10,628	9,609
	07b \$30,001-48,000	10,178	9,313	9,041
	07c \$48,001-75,000	5,457	5,189	6,368
	07d \$75,001-110,000	2,009	946	1,737
	07e \$110,001 and more	1,257	600	534
08	Average institutional <u>net price</u> for Group 4 students This value is calculated using the following formula: [G06-G07]			
	08a \$0-30,000	3,622	5,516	5,076
	08b \$30,001-48,000	5,002	6,831	5,644
	08c \$48,001-75,000	9,723	10,955	8,317
	08d \$75,001-110,000	13,171	15,198	12,948
	08e \$110,001 and more	13,923	15,544	14,151

As required by the Higher Education Act, as amended (2008), these amounts will be posted on the U.S. Department of Education's College Navigator website.

The notes below provide context for the data you've reported above and may be posted on the College Navigator website. Choose one option that best explains your data or choose "Non-applicable" if you do not wish to provide context notes. If none of the options provided explain your institution's data, then choose "Other" and write your own context notes. Therefore, you should write all context notes using proper grammar (e.g., complete sentences with punctuation) and common language that can be easily understood by students and parents (e.g., spell out acronyms).

Non-applicable ▼

Institution: Indiana University-East (151388)

Section 2: Military Servicemembers and Veteran's Benefits - Undergraduate and Graduate

Section 2: Military Servicemembers and Veteran's Benefits

Important Note:

- Report for **Post-9/11 GI Bill Benefits**: July 1, 2020 - June 30, 2021.
- Report for **Department of Defense Tuition Assistance Program**: October 1, 2020 - September 30, 2021

Reporting Reminders:

- Report the total number of student recipients and the total dollar amounts for each program.
- Student recipients can also include eligible dependents.
- Consult with your campus certifying official, who may not be in the student financial aid office.
- For Post-9/11 GI Bill Benefits, do not include the matching institutional aid provided through the Yellow Ribbon Program if your school participated.
- Information reported to IPEDS is only what is known to the institution.
- Enter zero (0) if your institution did not have beneficiaries for that student level or program. Please do not leave a cell blank.

Type of benefit/assistance	Number of students receiving benefits/assistance	Total dollar amount of benefits/assistance disbursed through the institution	Average dollar amount of benefits/assistance disbursed through the institution	YOUR PRIOR YEAR DATA
				Average dollar amount of benefits/assistance disbursed through the institution
<u>Post-9/11 GI Bill Benefits</u>				
Undergraduate students	<input type="text" value="65"/>	<input type="text" value="303,505"/>	4,669	4,534
Graduate students	<input type="text" value="3"/>	<input type="text" value="10,001"/>	<input checked="" type="checkbox"/> 3,334	4,351
Total	68	313,506	4,610	4,524

<u>Department of Defense Tuition Assistance Program</u>				
Undergraduate students	<input type="text" value="23"/>	<input type="text" value="52,052"/>	2,263	2,443
Graduate students	<input type="text" value="0"/>	<input type="text" value="0"/>		2,000
Total	23	52,052	2,263	2,430

Institution: Indiana University-East (151388)

Prepared by

Prepared by

Reporting Reminders:

- The name of the preparer is being collected so that we can follow up with the appropriate person in the event that there are questions concerning the data.
- The Keyholder will be copied on all email correspondence to other preparers.
- The time it took to prepare this component is being collected so that we can continue to improve our estimate of the reporting burden associated with IPEDS.
- Please include in your estimate the time it took for you to review instructions, query and search data sources, complete and review the component, and submit the data through the Data Collection System.
- Thank you for your assistance.

This survey component was prepared by:

<input type="radio"/>	Keyholder	<input checked="" type="radio"/>	SFA Contact	<input type="radio"/>	HR Contact
<input type="radio"/>	Finance Contact	<input type="radio"/>	Academic Library Contact	<input type="radio"/>	Other

Name:

Email:

How many staff from your institution only were involved in the data collection and reporting process of this survey component?

Number of Staff (including yourself)

How many hours did you and others from your institution only spend on each of the steps below when responding to this survey component?
Exclude the hours spent collecting data for state and other reporting purposes.

Staff member	Collecting Data Needed	Revising Data to Match IPEDS Requirements	Entering Data	Revising and Locking Data
Your office	<input type="text" value="1.00"/> hours	<input type="text" value="4.00"/> hours	<input type="text" value="1.00"/> hours	<input type="text" value="0.50"/> hours
Other offices	<input type="text"/> hours	<input type="text"/> hours	<input type="text"/> hours	<input type="text"/> hours

Summary

IPEDS Student Financial Aid (SFA) Survey Summary

IPEDS collects important information regarding your institution. All data reported in IPEDS survey components become available in the IPEDS Data Center and appear as aggregated data in various Department of Education reports. Additionally, some of the reported data appears specifically for your institution through the College Navigator website and is included in your institution's Data Feedback Report (DFR). The purpose of this summary is to provide you an opportunity to view some of the data that, when accepted through the IPEDS quality control process, will appear on the College Navigator website and/or your DFR. College Navigator is updated approximately three months after the data collection period closes and Data Feedback Reports will be available through the [Data Center](#) and sent to your institution's CEO in November 2021.

Please review your data for accuracy. If you have questions about the data displayed below after reviewing the data reported on the survey screens, please contact the IPEDS Help Desk at: 1-877-225-2568 or ipedshelp@rti.org.

Total grant aid awarded to all undergraduate students		\$12,754,317
Number of undergraduate students who were awarded a Pell Grant		1,156
Percentage of FTFT students who were awarded any financial aid		89%
	Percentage of FTFT students who were awarded grant aid by type	Average amount of grant aid awarded by type
Total	75%	\$8,137
Federal Government	50%	\$4,929
Pell	49%	\$4,352
Other Federal	41%	\$784
State/Local Government	36%	\$5,114
Institutional	39%	\$4,778
	Percentage of FTFT students who were awarded and accepted loans by type	Average amount of loans awarded and accepted by type
Total	35%	\$4,808
Federal	35%	\$4,488
Non-federal	2%	\$6,468
Average net price for FTFT students who were awarded grant aid		\$8,102
Average net price for FTFT students who were awarded Title IV federal student aid		
\$0 – 30,000		\$5,076
\$30,001 – 48,000		\$5,644
\$48,001 – 75,000		\$8,317
\$75,001 – 110,000		\$12,948
\$110,001 and more		\$14,151

Military Service members and Veteran's Benefits		
	Number of students receiving benefits/assistance	Total dollar amount of benefits/assistance awarded through the institution
Post-9/11 GI Bill Benefits		
Undergraduate students	65	\$303,505
Graduate students	3	\$10,001
Total	68	\$313,506
Department of Defense Tuition Assistance Program		
Undergraduate students	23	\$52,052
Graduate students	0	N/A
Total	23	\$52,052

Edit Report

Student Financial Aid

Source	Description	Severity	Resolved	Options
Screen: Part C, Page 2 - Enter Information about Group 2				
Screen Entry	The average amount of this type of aid awarded to Group 2 students is outside the expected range of between 2,624 and 3,988 when compared with the prior year value. Please check the number of students and the total amount of aid awarded to these students, and correct or explain the discrepant values. (Error #7147)	Explanation	Yes	
Reason	The difference between 2019-20 and 2020-21 is due to awarding a higher average IU-funded athletic award in 2020-21 to almost one third of these students, as well as higher average amounts among several other IU general fund awards to fewer overall recipients in 2020-21 compared to 2019-20.			
Screen Entry	The average amount of this type of aid awarded to Group 2 students is outside the expected range of between 4,040 and 5,404 when compared with the prior year value. Please check the number of students and the total amount of aid awarded to these students, and correct or explain the discrepant values. (Error #7147)	Explanation	Yes	
Reason	The difference between 2019-20 and 2020-21 is due to larger average private loan amounts in 2020-21.			
Screen: Part E - Enter Information about Group 4				
Screen Entry	The total number of Group 4 students who were awarded any Title IV aid across all income levels is outside the expected range of between 216 and 360 based on the prior year value. Please correct your data or explain. (Error #7333)	Explanation	Yes	
Reason	The decrease in Group 4 students and their total Group 4 gift aid corresponds with an overall decrease in full-time, in-state-tuition beginners between 2019-20 and 2020-21.			
Screen Entry	The total amount of grant or scholarship aid awarded to Group 4 students from the federal government, state/local government, or the institution across all income levels is outside the expected range of between 1,481,469 and 2,469,115 based on the prior year value. Please correct your data or explain. (Error #7332)	Explanation	Yes	
Reason	The decrease in Group 4 students and their total Group 4 gift aid corresponds with an overall decrease in full-time, in-state-tuition beginners between 2019-20 and 2020-21.			
Perform Edits	The average amount of aid per grant/scholarship awardee (11,558.05) for 2018-19 in the "\$0-30,000" income group is larger than expected based on the cost of attendance. Please review your data and make any necessary corrections or explain the discrepancy. (Error #7378) This edit and explanation were retained from the prior year (for reference) and do not need to be re-explained in the current year edit report.	Explanation	Yes	
Reason	The average gift aid among students in the \$0 - \$30,000 income range decreased from 2018 to 2019 mostly because the count of 21st Century Scholarship recipients remained unchanged, while Pell, SEOG, and state of Indiana OBannon Grant recipients increased from 2018 to 2019. These latter three awards (especially SEOG) have lower average amounts than the 21st Century Scholarship. As a result, higher-value state of Indiana 21st Century Scholarships contributed less to the overall average.			
Screen: Military Servicemembers and Veteran's Benefits				
Screen Entry	This value is out of range compared to the prior year amount. Please correct your data or explain. (Error #7265)	Explanation	Yes	
Reason	The change from 2019-20 to 2020-21 is due to the small number of recipients and the wide variability in students' eligibility based on their enrolled credit hours.			